



Main

Range	Multi 9
Product name	Multi 9 C60
Product or component type	Miniature circuit-breaker
Device short name	C60N
Device application	Distribution
Poles description	1P
Number of protected poles	1
[In] rated current	10 A at 50 °C conforming to EN/IEC 60947-2
Network type	DC AC
Trip unit technology	Thermal-magnetic
Curve code	C
Breaking capacity	15 KA Icu at <= 72 V DC conforming to EN/IEC 60947-2 10 KA Icu at 240 V AC 50/60 Hz between phase and neutral conforming to EN/IEC 60947-2 3 kA Icu at 415 V AC 50/60 Hz between phase and neutral conforming to EN/IEC 60947-2
Utilisation category	Category A conforming to EN/IEC 60947-2
Suitability for isolation	Yes conforming to EN/IEC 60947-2
Standards	EN/IEC 60947-2
Product certifications	EAC KC CCC

Complementary

Network frequency	50/60 Hz
[Ue] rated operational voltage	240 V AC 50/60 Hz between phase and neutral 415 V AC 50/60 Hz between phase and neutral <= 72 V DC
Magnetic tripping limit	8.5 x In +/- 20 % AC 12 x In +/- 20 % DC
[Ics] rated service breaking capacity	7.5 KA 75 % conforming to EN/IEC 60947-2 - 240 V AC 50/60 Hz 2.25 KA 75 % conforming to EN/IEC 60947-2 - 415 V AC 50/60 Hz 15 kA 100 % conforming to EN/IEC 60947-2 - <= 72 V DC
Limitation class	3
[Ui] rated insulation voltage	500 V AC 50/60 Hz conforming to EN/IEC 60947-2
[Uimp] rated impulse withstand voltage	6 kV conforming to EN/IEC 60947-2
Contact position indicator	Yes
Control type	Toggle
Local signalling	ON/OFF indication
Mounting mode	Clip-on
Mounting support	DIN rail
9 mm pitches	2
Height	81 mm
Width	18 mm
Depth	72 mm
Net weight	0.12 kg
Colour	Grey

The information provided in this documentation contains general descriptions and/or technical characteristics of the performance of the products contained herein. This documentation is not intended as a substitute for and is not to be used for determining suitability or reliability of these products for specific user applications. It is the duty of any such user or integrator to perform the appropriate and complete risk analysis, evaluation and testing of the products with respect to the relevant specific application or use thereof. Neither Schneider Electric Industries SAS nor any of its affiliates or subsidiaries shall be responsible or liable for misuse of the information contained herein.

Mechanical durability	20000 cycles
Electrical durability	10000 cycles
Provision for padlocking	Padlockable
Connections - terminals	Tunnel type terminal (top or bottom)1...25 mm ² - rigid Tunnel type terminal (top or bottom)1...25 mm ² - flexible Tunnel type terminal (top or bottom)1...25 mm ² - flexible with ferrule
Wire stripping length	14 mm for top or bottom connection
Tightening torque	2 N.m top or bottom
Earth-leakage protection	Separate block




Environment

Heat dissipation	1.8 W at 240 V - 10 A
IP degree of protection	IP20 conforming to IEC 60529 IP40 (modular enclosure) conforming to IEC 60529
Pollution degree	3 conforming to EN/IEC 60947-2
Overvoltage category	IV
Tropicalisation	2 conforming to IEC 60068-1
Relative humidity	95 % at 55 °C
Ambient air temperature for operation	-30...70 °C
Ambient air temperature for storage	-40...80 °C

Packing Units

Unit Type of Package 1	PCE
Number of Units in Package 1	1
Package 1 Weight	101.9 g
Package 1 Height	1.8 cm
Package 1 width	7.5 cm
Package 1 Length	8.5 cm
Package 2 Weight	1.271 kg
Package 3 Weight	15.783 kg

Offer Sustainability

Sustainable offer status	Green Premium product
REACH Regulation	 REACH Declaration
EU RoHS Directive	Compliant  EU RoHS Declaration
Mercury free	Yes
RoHS exemption information	 Yes
China RoHS Regulation	 China RoHS Declaration
Environmental Disclosure	 Product Environmental Profile
WEEE	The product must be disposed on European Union markets following specific waste collection and never end up in rubbish bins
Halogen content performance	Halogen free product