

Features

- Size 16B
- Top Entry Hood
- 2x M25 Entry Holes
- IP65
- Die-Cast Aluminium

RS PRO Heavy Duty Connector Housing & Hoods

RS Stock No.: 0319857



image is for representation purpose only

RS PRO is the own brand of RS. The RS PRO Seal of Approval is your assurance of professional quality, a guarantee that every part is rigorously tested, inspected, and audited against demanding standards. Making RS PRO the Smart Choice for our customers.

Product Description

The RS Pro Heavy-Duty Connector series is a full range of heavy-duty inserts, housings, crimps and accessories. The housing is produced from corrosion resistant powder coated die cast Aluminium with locking levers made from galvanized Iron. These offer IP65 protection and come in standard or tall variations with both single and double locking options. Ideal for harsh environments such as industrial machinery, food and beverage machines, packaging machines or oil and gas processing.

General Specifications

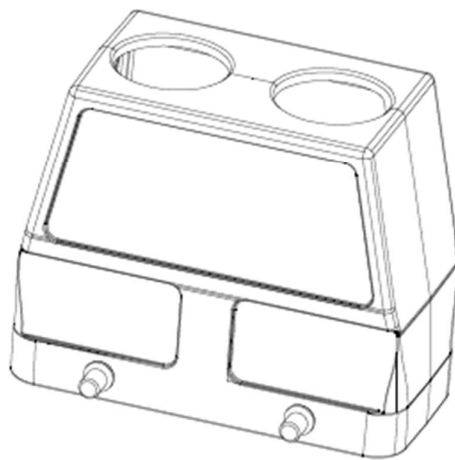
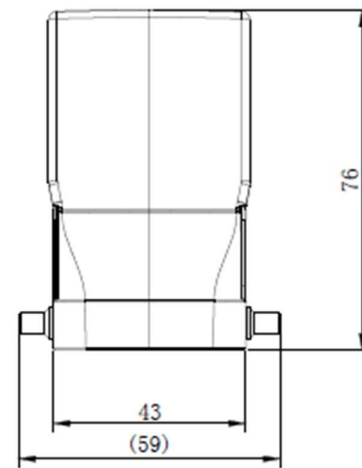
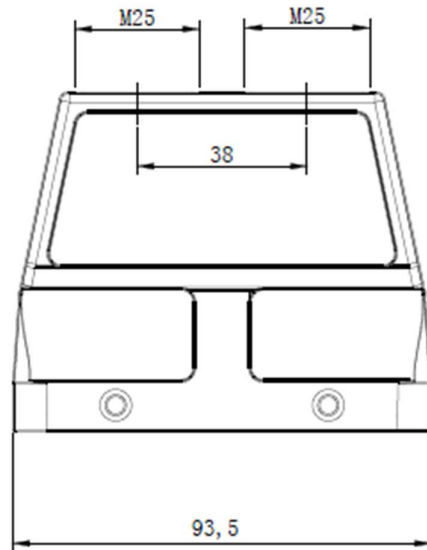
Housing Material	Die-Cast Aluminium
Size	16B
Body Orientation	Straight
Colour	Grey
Connector type	4 Pin
Application	For use with RS Pro 16B Inserts and Housing

Operation Environment Specifications

Operating Temperature	-40°C to 125°C
-----------------------	----------------

Mechanical Specifications

Connector Size	16B
Mounting Type	Hood
Notes	2x M25 Top Entry Holes



Protection Category

IP Rating	IP65
-----------	------