

1969803-1 ✓ ACTIVE

MATE-N-LOK | Universal MATE-N-LOK

TE Internal #: 1969803-1

PCB Mount Header, Vertical, Wire-to-Board, 3 Position, 6.35 mm [.25 in] Centerline, Fully Shrouded, Pre-Tin, Universal MATE-N-LOK

[View on TE.com >](#)



Connectors > PCB Connectors > PCB Headers & Receptacles



PCB Connector Type: **PCB Mount Header**

PCB Mount Orientation: **Vertical**

Connector System: **Wire-to-Board**

Number of Positions: **3**

Centerline (Pitch): **6.35 mm [.25 in]**

## Features

### Product Type Features

Mixed & Hybrid Header	No
Connector Shape	Rectangular
PCB Connector Type	PCB Mount Header
Connector System	Wire-to-Board
Header Type	Fully Shrouded
Sealable	No
Connector & Contact Terminates To	Printed Circuit Board
Connector Product Type	Connector Assembly

### Configuration Features

Number of Columns	3
Number of Loaded Positions	3
Connector Contact Load Condition	Fully Loaded
PCB Mount Orientation	Vertical
Number of Positions	3
Number of Rows	1



Number of Power Positions	3
---------------------------	---

### Electrical Characteristics

Operating Voltage	600 VAC
-------------------	---------

### Body Features

Primary Product Color	Natural
-----------------------	---------

### Contact Features

Contact Underplating Material	Nickel
-------------------------------	--------

Mating Pin Diameter	2.2 mm[.087 in]
---------------------	-----------------

Contact Underplating Material Thickness	1.27 – 1.79 $\mu\text{m}$ [50 – 70 $\mu\text{in}$ ]
---	---

Contact Size	2.2mm
--------------	-------

PCB Contact Termination Area Plating Material Thickness	3.81 – 5.08 $\mu\text{m}$ [150 – 200 $\mu\text{in}$ ]
---	---

Contact Shape & Form	Round
----------------------	-------

Contact Layout	Inline
----------------	--------

Contact Base Material	Phosphor Bronze
-----------------------	-----------------

Contact Mating Area Plating Material	Pre-Tin
--------------------------------------	---------

Contact Mating Area Plating Material Thickness	3.81 – 5.08 $\mu\text{m}$ [150 – 200 $\mu\text{in}$ ]
--	---

Contact Type	Pin
--------------	-----

Contact Current Rating (Max)	12 A
------------------------------	------

PCB Contact Termination Area Plating Material	Pre-Tin
---	---------

### Termination Features

Termination Post & Tail Diameter	1.57 mm[.062 in]
----------------------------------	------------------

Termination Post & Tail Length	3.56 mm[.14 in]
--------------------------------	-----------------

Termination Method to PCB	Through Hole - Solder
---------------------------	-----------------------

### Mechanical Attachment

Panel Mount Feature	Without
---------------------	---------

Mating Retention Type	Locking Tab
-----------------------	-------------

Mating Alignment Type	Polarization
-----------------------	--------------

PCB Mount Alignment	Without
---------------------	---------

Mating Retention	With
------------------	------

PCB Mount Retention	Without
---------------------	---------

Connector Mounting Type	Board Mount
-------------------------	-------------

Mating Alignment	With
------------------	------



### Housing Features

Mating Entry Location	Top
Centerline (Pitch)	6.35 mm [.25 in]
Housing Material	Nylon

### Dimensions

Connector Width	7.62 mm [.3 in]
PCB Thickness (Recommended)	1.57 mm [.062 in]
Connector Height	13.97 mm [.55 in]
Connector Length	20.32 mm [.8 in]
Profile Height from PCB	14.73 mm [.58 in]

### Usage Conditions

Operating Temperature (Max)	105 °C [221 °F]
Operating Temperature Range	-40 – 105 °C [-40 – 221 °F]

### Operation/Application

Circuit Application	Power
---------------------	-------

### Industry Standards

Glow Wire Rating	GWT 750°C (Without Flame)
UL Flammability Rating	UL 94V-0

### Packaging Features

Packaging Quantity	100
Packaging Method	Bag

### Product Compliance

[For compliance documentation, visit the product page on TE.com>](#)

EU RoHS Directive 2011/65/EU	Compliant
EU ELV Directive 2000/53/EC	Compliant
China RoHS 2 Directive MIIT Order No 32, 2016	有害物质含量符合标准要求 No Restricted Substance(s) Above Threshold
EU REACH Regulation (EC) No. 1907/2006	Current ECHA Candidate List: JUNE 2025 (250) Candidate List Declared Against: JUNE 2025 (250) Does not contain REACH SVHC
Halogen Content	Not Low Halogen - contains Br or Cl > 900

ppm.

Solder Process Capability

Not reviewed for solder process capability

Product Compliance Disclaimer

This information is provided based on reasonable inquiry of our suppliers and represents our current actual knowledge based on the information they provided. This information is subject to change. The part numbers that TE has identified as EU RoHS compliant have a maximum concentration of 0.1% by weight in homogenous materials for lead, hexavalent chromium, mercury, PBB, PBDE, DBP, BBP, DEHP, DIBP, and 0.01% for cadmium, or qualify for an exemption to these limits as defined in the Annexes of Directive 2011/65/EU (RoHS2). Finished electrical and electronic equipment products will be CE marked as required by Directive 2011/65/EU. Components may not be CE marked. Additionally, the part numbers that TE has identified as EU ELV compliant have a maximum concentration of 0.1% by weight in homogenous materials for lead, hexavalent chromium, and mercury, and 0.01% for cadmium, or qualify for an exemption to these limits as defined in the Annexes of Directive 2000/53/EC (ELV). Regarding the REACH Regulation, the information TE provides on SVHC in articles for this part number is based on the latest European Chemicals Agency (ECHA) 'Guidance on requirements for substances in articles' posted at this URL: <https://echa.europa.eu/guidance-documents/guidance-on-reach>

### Compatible Parts



TE Part # 1969805-1  
04P UMNL HDR ASSY R/A, PIN V0 GW



TE Part # 1969800-1  
03P UMNL HDR ASSY, SCKT V0 GW



TE Part # 1586076-1  
02P UMNL PIN HDR W/O DRNS V2



TE Part # 1586892-3  
03P UMNL HDR ASSY R/A, GW V0



TE Part # 1586963-1  
04P UMNL PIN HDR ASSY, GW



TE Part # 1969804-1  
04P UMNL HDR ASSY, SCKT V0 GW



TE Part # 1969807-1  
04P UMNL PIN HDR ASSY, PIN V0 GW



TE Part # 1969799-1  
02P UMNL PIN HDR ASSY POL, PIN V0 GW



TE Part # 1586086-1  
04P UMNL PIN HDR ASSY W/O DRNS

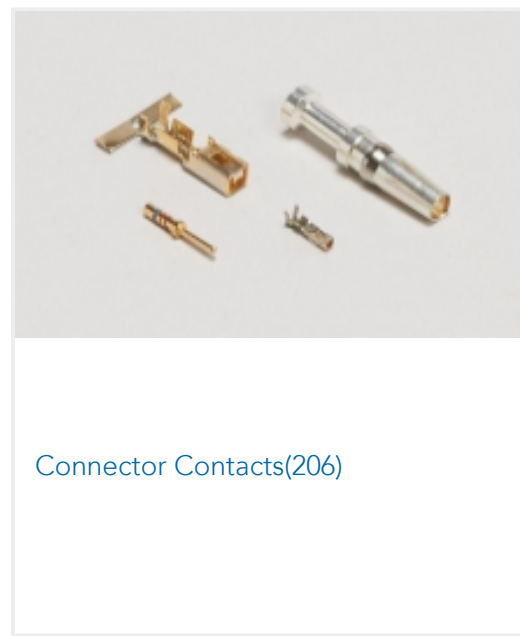


TE Part # 1969795-1  
02P UMNL HDR ASSY SCKT V0 GW


Also in the Series | **Universal MATE-N-LOK**




Connector Caps & Covers(34)



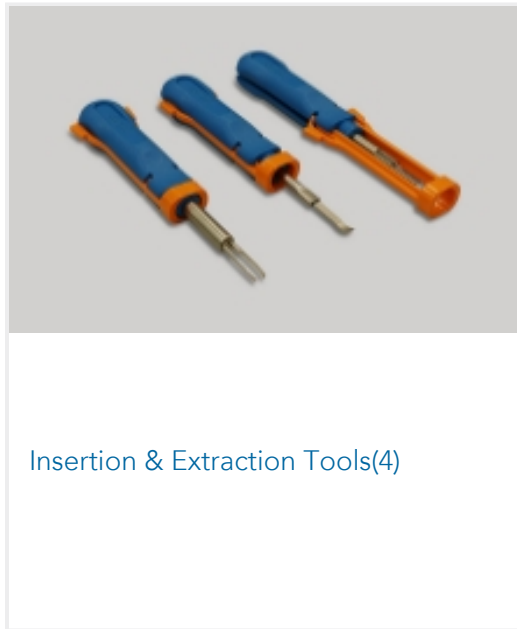
Connector Contacts(206)



Connector Seals & Cavity Plugs(27)



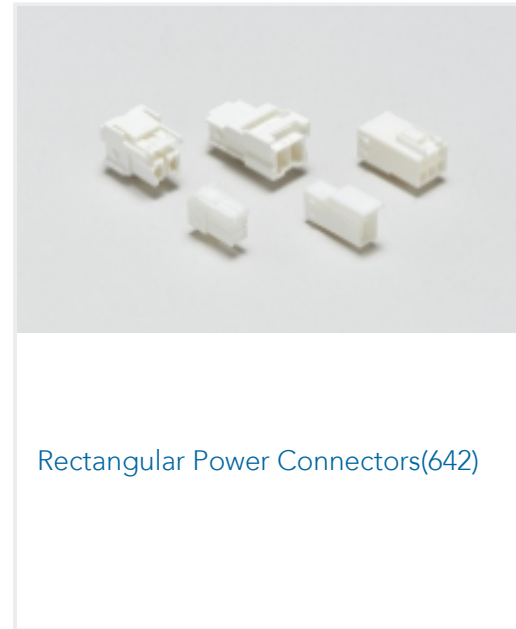
Connector Strain Relief(7)




Insertion & Extraction Tools(4)



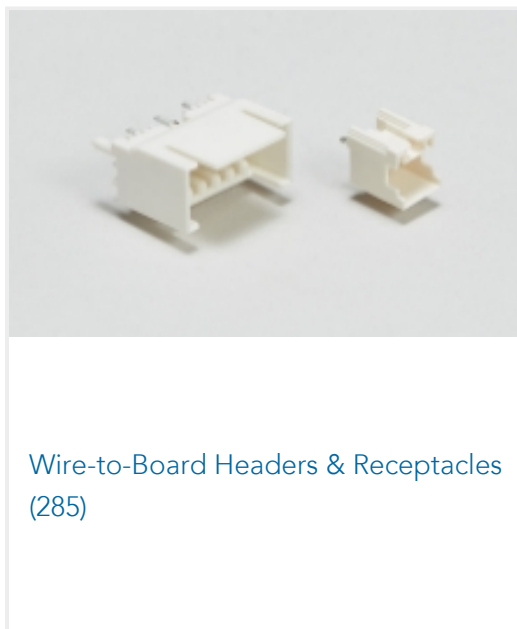
PCB Headers & Receptacles(285)



Rectangular Power Connectors(642)



Standard Circular Connectors(1)



Wire-to-Board Headers & Receptacles (285)

## Customers Also Bought



TE Part #245582-001  
T42-100FR



TE Part #928901-3  
PL 250 REC TERMINAL 17-13 AWG  
TPBR LP



TE Part #1747499-2  
DYNAMIC D4200 REC CONT M/LP



TE Part #1969814-1  
06P UMNL PIN HDR ASSY, PIN V0 GW



TE Part #2176070-7  
3521 18R 1% 2W



TE Part #1-2176186-8  
CRGH1206 1% 3K3 0.5W



TE Part #2176349-3  
CRGCO 2512 15R 1%



TE Part #2376595-2  
250 FASTON PCB TAB TPBR



## Documents

### Product Drawings

[03P UMNL PIN HDR ASSY NATL, PIN V0 GW](#)

English

### CAD Files

[3D PDF](#)

3D

Customer View Model

[ENG\\_CVM\\_CVM\\_1969803-1\\_A.2d\\_dxf.zip](#)

English

Customer View Model

[ENG\\_CVM\\_CVM\\_1969803-1\\_A.3d\\_igs.zip](#)

English

Customer View Model

[ENG\\_CVM\\_CVM\\_1969803-1\\_A.3d\\_stp.zip](#)

English

By downloading the CAD file I accept and agree to the [Terms and Conditions](#) of use.

### Datasheets & Catalog Pages

[Glow Wire, V-0 Universal MATE-N-LOK Connector Housings Flyer](#)

English

### Product Specifications

[Application Specification](#)

English

### Agency Approvals

[VDE Certificate](#)

English

[VDE Certificate](#)

English