

Product datasheet

Specifications



Push to test pilot light, Harmony XB4, metal, green, 22mm, universal LED, 24V

Local distributor code:
409067110 XB4BW23B5

Important message: A change in appearance may be noted on the product but does not affect its use in terms of function and safety. This makes it compatible with our Universal LED blocks
EAN Code: 3606489420574

Main

Range of product	Harmony XB4
Product or component type	Push-to-test pilot light
Device short name	XB4
Bezel material	Metal

Complementary

Fixing collar material	Metal
Mounting diameter	22.5 mm
Sale per indivisible quantity	1
Height	42 mm
Width	30 mm
Depth	55 mm
Net weight	0.09 kg
Resistance to high pressure washer	7000000 Pa at 55 °C, distance : 0.1 m
Embedding depth	43 mm
Shape of signaling unit head	Round
Cap/operator or lens colour	Green
Connections - terminals	Screw clamp terminals, <= 2 x 1.5 mm² with cable end conforming to IEC 60068-2-27 Screw clamp terminals, 1 x 0.22...2 x 2.5 mm² without cable end conforming to IEC 60068-2-27
Tightening torque	0.8...1.2 N.m conforming to IEC 60947-1
[Ui] rated insulation voltage	600 V (pollution degree 3) conforming to IEC 60947-1
[Uimp] rated impulse withstand voltage	6 kV conforming to IEC 60947-1
Signalling type	Steady
Light source	Universal LED
Light source colour	Green
Current consumption	18 mA
Service life	1.5 year(s)
Surge withstand	1 kV
[Us] rated supply voltage	24 V AC/DC at 50/60 Hz

Disclaimer: This documentation is not intended as a substitute for and is not to be used for determining suitability or reliability of these products for specific user applications

Environment

Protective treatment	TH
Ambient air temperature for storage	-40...70 °C
Ambient air temperature for operation	-40...70 °C
Overvoltage category	Class II conforming to IEC 60536
IP degree of protection	IP66 conforming to IEC 60536 IP67 IP69 IP69K
NEMA degree of protection	NEMA 13 conforming to IEC 60529 NEMA 4X
IK degree of protection	IK05 conforming to IEC 50102
Standards	CSA C22.2 No 14 IEC 60947-1 IEC 60947-5-1 IEC 60947-5-4 GB 14048.5 JIS C8201-5-1 UL 508 JIS C8201-1
Product certifications	CSA LROS (Lloyds register of shipping) BV UL listed DNV
Vibration resistance	5 gn (f= 12...500 Hz) conforming to IEC 60068-2-6
Shock resistance	30 gn (duration = 18 ms) for half sine wave acceleration conforming to IEC 60068-2-6 50 gn (duration = 11 ms) for half sine wave acceleration conforming to IEC 60068-2-6

Packing Units

Unit Type of Package 1	PCE
Number of Units in Package 1	1
Package 1 Height	8.600 cm
Package 1 Width	5.200 cm
Package 1 Length	4.300 cm
Package 1 Weight	100.000 g

Logistical informations

Country of origin	FR
-------------------	----

Contractual warranty


Warranty	18 months
----------	-----------

Schneider Electric aims to achieve Net Zero status by 2050 through supply chain partnerships, lower impact materials, and circularity via our ongoing “Use Better, Use Longer, Use Again” campaign to extend product lifetimes and recyclability.



[Environmental Data explained >](#)

[How we assess product sustainability >](#)

Use Better

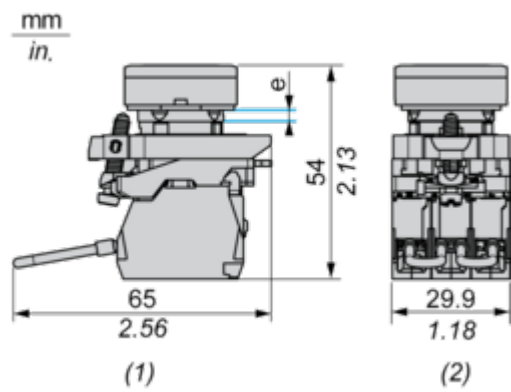
 Materials and Substances	
Packaging made with recycled cardboard	Yes
Packaging without single use plastic	Yes
EU RoHS Directive	Compliant with Exemptions
SCIP Number	425812e5-011f-4fb4-ad1b-fc9cf9865300
REACH Regulation	REACH Declaration

Use Again

 Repack and remanufacture	
Take-back	No
WEEE	 The product must be disposed on European Union markets following specific waste collection and never end up in rubbish bins

Dimensions Drawings

Dimensions



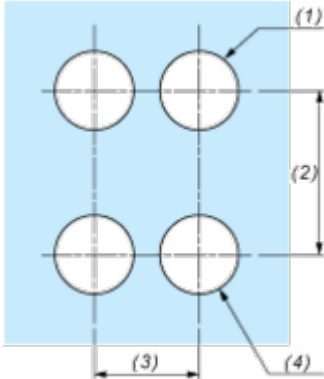
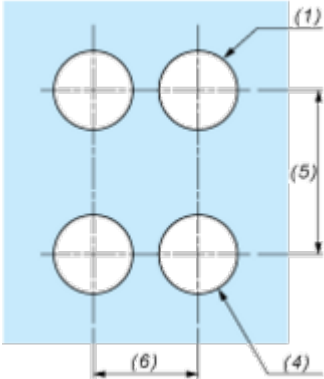
e: Panel thickness: 1 mm to 6 mm / 0.04 in. to 0.24 in

(1) Side view

(2) Top view

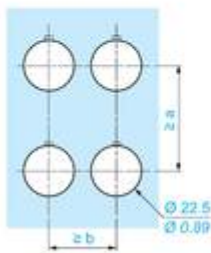
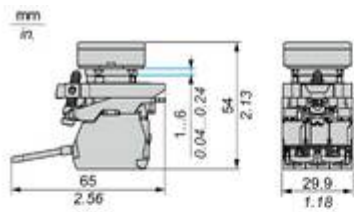
Mounting and Clearance











Panel Cut-out for Pushbuttons, Switches and Pilot Lights (Finished Holes, Ready for Installation)

Connection by Screw Clamp Terminals	Connection by Faston Connectors
	
<p>(1) Diameter on finished panel or support</p> <p>(2) 40 mm min. / 1.57 in. min.</p> <p>(3) 30 mm min. / 1.18 in. min.</p> <p>(4) Ø 22.5 mm / 0.89 in. recommended (Ø 22.3 mm $^{+0.4}_0$ / 0.88 in. $^{+0.016}_0$)</p> <p>(5) 45 mm min. / 1.78 in. min.</p> <p>(6) 32 mm min. / 1.26 in. min.</p>	

Technical Illustration

Dimensions




		a (mm)	a (in.)	b (mm)	b (in.)
		40	1.57	30	1.18
ZBE.....	ZBV.....				
		45	1.77	32	1.26
ZBE.....3	ZBV.....3				
		40	1.57	30	1.18
ZBE.....4	ZBV.....4				
		50	1.97	30	1.18
ZBE.....5	ZBV.....5				
		40	1.57	30	1.18
ZBE.....9	ZBV.....9				
		40	1.57	30	1.18
ZBRT..	ZBRV1				

Offer Marketing Illustration

Product benefits / Features

Features

Harmony XB4




Quick and easy assembly and disassembly



Various types of connection: screw clamp, connector, Faston connector, spring terminal, or printed circuit board



Excellent mechanical connection with operator head



Large set of accessories to customize your panels



Robustness to withstand harsh environments



Offer Marketing Illustration

Product benefits / Features




Image of product / Alternate images

Alternative





