

HC-DCC4-I-CT-HW-M 100 - Contact insert



1556193

<https://www.phoenixcontact.com/gb/products/1556193>

Please be informed that the data shown in this PDF document is generated from our online catalog. Please find the complete data in the user documentation. Our general terms of use for downloads are valid.



Contact insert, number of positions: 4+PE, size: DCC06, Pin, Crimp connection, 690 V, 100 A, 6 mm² ... 25 mm², application: Power supply in data centers, tool-free Click-in mounting, Packing unit: 100 pcs

Your advantages

- Shock and vibration-resistant in accordance with DIN EN 61373

Commercial data

Item number	1556193
Packing unit	1 pc
Minimum order quantity	1 pc
Sales key	AF7ABL
Product key	AF7ABL
GTIN	4067923036000
Weight per piece (including packing)	5,000 g
Weight per piece (excluding packing)	4,400 g
Country of origin	PL

HC-DCC4-I-CT-HW-M 100 - Contact insert



1556193

<https://www.phoenixcontact.com/gb/products/1556193>

Technical data

Notes

General	Connectors may be operated only when there is no load/voltage.
---------	--

Mounting

Assembly note	To ensure correct use, installation in housing with IP54 protection or better is required Tool-free snap-in into the plastic housings of the HC-DDC06 series
---------------	---

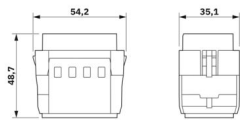
Product properties

Product type	Contact insert with a fixed no. of positions
Series	HC-DCC
Application	Power supply in data centers
Number of positions	4
Connection profile	4+PE
Contact material type	turned
Shielded	no

Insulation characteristics

Overvoltage category	III
Degree of pollution	3

Dimensions

Dimensional drawing	
Width	35.1 mm
Height	48.7 mm
Length	54.2 mm

Mechanical characteristics

Contact diameter	6 mm
------------------	------

Connection data

Connection technology

Connection technology	Crimp connection
-----------------------	------------------

Conductor connection

Conductor cross section	6 mm ² ... 25 mm ²
Connection cross section AWG	10 ... 4

HC-DCC4-I-CT-HW-M 100 - Contact insert



1556193

<https://www.phoenixcontact.com/gb/products/1556193>

Electrical properties

Rated voltage (III/3)	690 V
Rated surge voltage	6 kV
Rated current	100 A

Mechanical properties

Mechanical data

Insertion/withdrawal cycles	≥ 500
-----------------------------	-------

Material specifications

Flammability rating according to UL 94	V0
Contact material	Copper alloy
Contact carrier material	PA 6

Environmental and real-life conditions

Ambient conditions

Ambient temperature (operation)	-40 °C ... 125 °C (including heating up of contacts)
---------------------------------	--

HC-DCC4-I-CT-HW-M 100 - Contact insert

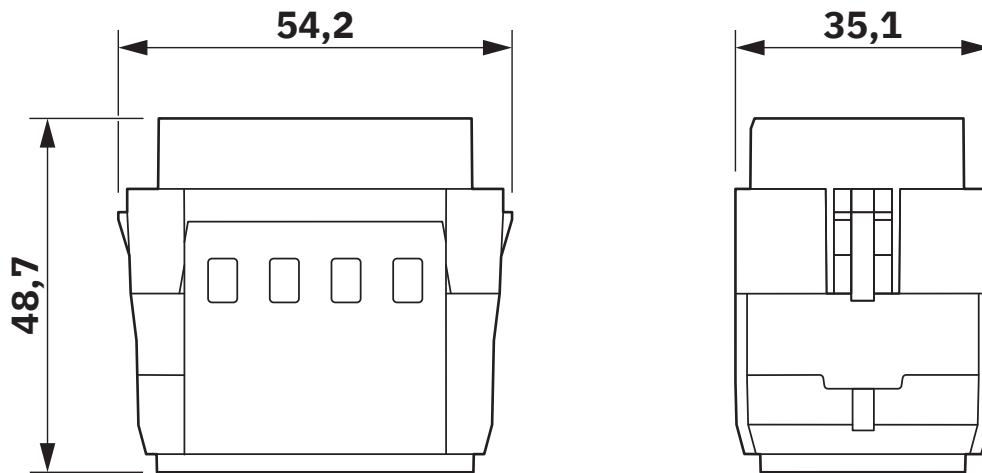
1556193

<https://www.phoenixcontact.com/gb/products/1556193>



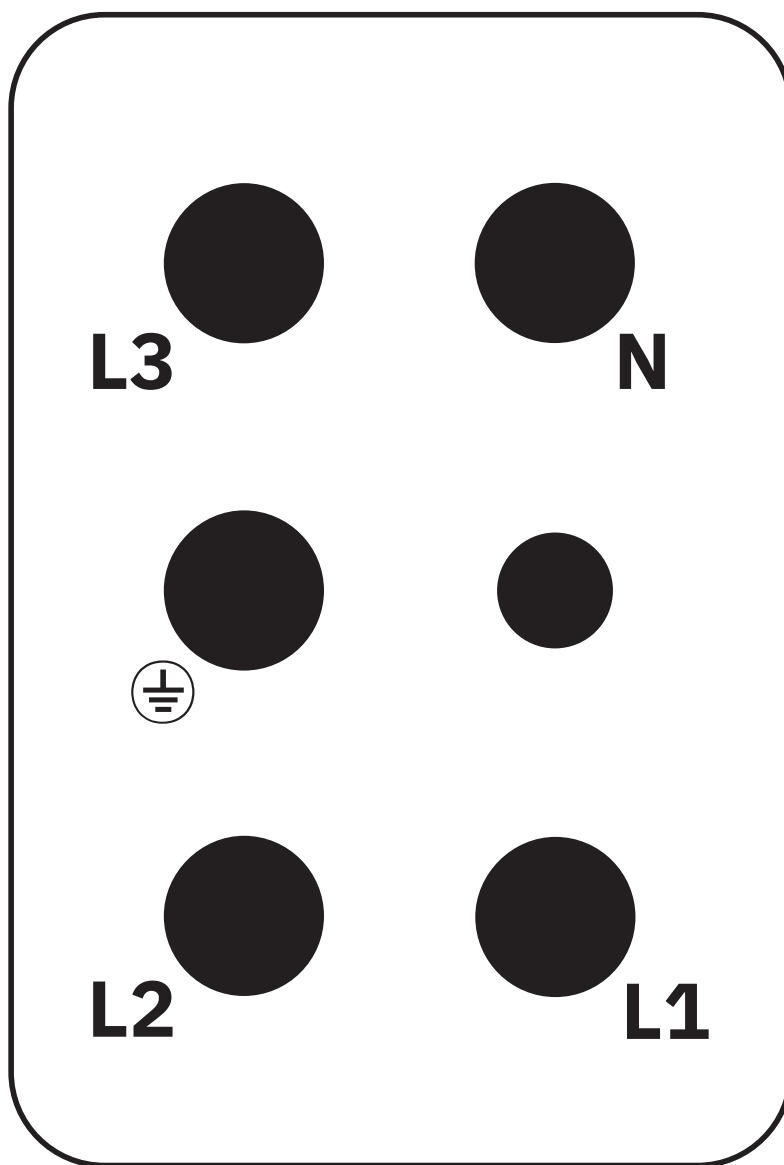
Drawings

Dimensional drawing



Dimensional drawing

Schematic diagram

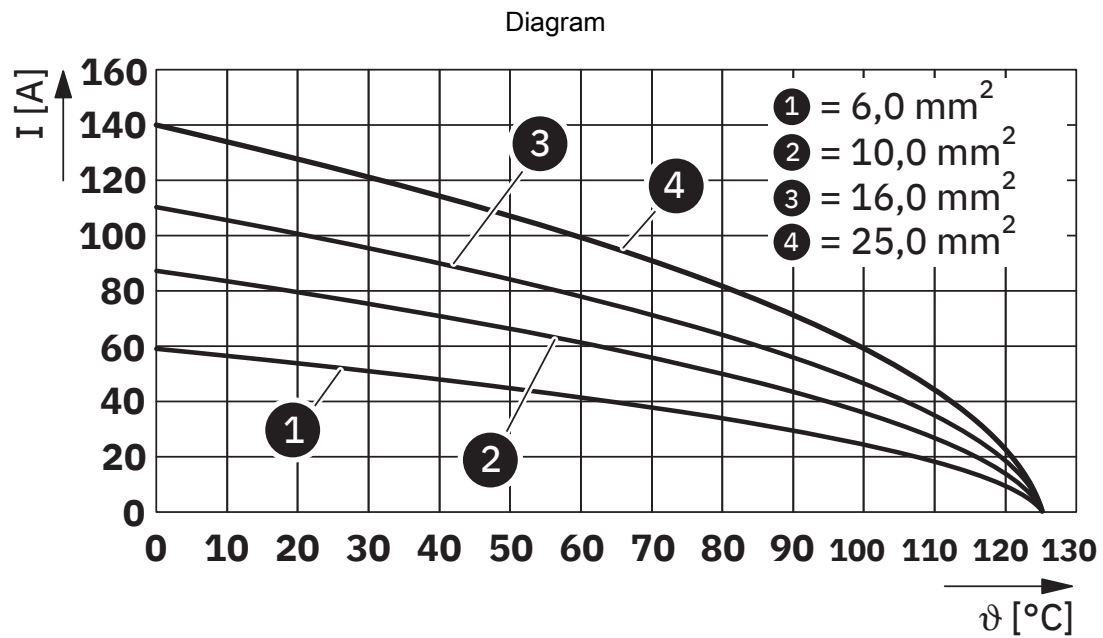


HC-DCC4-I-CT-HW-M 100 - Contact insert



1556193

<https://www.phoenixcontact.com/gb/products/1556193>



Derating diagram

HC-DCC4-I-CT-HW-M 100 - Contact insert

1556193

<https://www.phoenixcontact.com/gb/products/1556193>



Classifications

ECLASS

ECLASS-13.0	27440205
-------------	----------

HC-DCC4-I-CT-HW-M 100 - Contact insert



1556193

<https://www.phoenixcontact.com/gb/products/1556193>

Environmental product compliance

EU RoHS

Fulfills EU RoHS substance requirements	Yes, No exemptions
---	--------------------

China RoHS

Environment friendly use period (EFUP)	EFUP-E
	No hazardous substances above the limits

EU REACH SVHC

REACH candidate substance (CAS No.)	No substance above 0.1 wt%
-------------------------------------	----------------------------

Phoenix Contact 2025 © - all rights reserved
<https://www.phoenixcontact.com>

PHOENIX CONTACT Ltd
Halesfield 13, Telford
Shropshire, TF7 4PG
01952 681700
info@phoenixcontact.co.uk