

Features

- Pre-Assembled
- 60mm
- 3-tier, Red/Amber/Green
- IP65
- 24V DC
- Pole Mount with Circular Bracket
- Continuous Lighting/ Flashing
- With Buzzer
- 88dB
- Blue and White units are available as accessories

RS PRO Signal Tower, 24V DC, Red/Amber/Green, 60mm

RS Stock No.: 145-722



RS PRO is the own brand of RS. The RS PRO Seal of Approval is your assurance of professional quality, a guarantee that every part is rigorously tested, inspected, and audited against demanding standards. Making RS PRO the Smart Choice for our customers.

Product Description

Introducing the RS PRO 24V signal tower – your ultimate solution for enhanced safety and productivity. This sleek and smooth signal tower features red, amber, and green LED modules, ensuring clear and effective communication even in harsh environments. With its enhanced body construction, it is designed to withstand tough conditions. The continuous lighting, flashing /buzzer ensures uninterrupted signalling. Pre-assembled for quick and easy pole mount with circular bracket, it meets all your signalling needs for efficiency and reliability.

General Specifications

Lens	PC
Nominal flash rate	60±2 Flashes Per Minute
Bulb Type	LED
Light Effect	Continuous Lighting/ Flashing
Lens Colour	Red/Amber/Green
Buzzer Sound/ Typical Frequency	No.1: Rapid intermittent beep / 3378Hz No.2: Continuous beep sound / 3378Hz No.3: Rapid Hi-Lo / 2016Hz&3012Hz No.4: Sweep sound / 1000Hz-4032Hz
Buzzer Sound Setting	Depending on DIP Switch Settings Refer to Buzzer Pattern Set-up
Sound Pressure Level	Typ.88dB (Buzzer sound No.4 was measured at 1m)
Sound Reduction	Approx. -10dB Depending on DIP Switch Settings Refer to Buzzer Pattern Set-up
Fitting	Pole Mount with Circular Bracket
Magnetic type	No
Flash Pattern	Flashing
Housing Colour	Black
Lamp Include	Yes
Multifunction	No
Number of flash patterns	1
Number of LED	3

Special Features	Easily customize and field configure LED units and sound modules
------------------	--

Electrical Specifications

Supply Voltage	24V DC
Light Output	LED
Current Type	DC
Current Consumption	Max. 250mA (Environmental Condition : Buzzer sound No.2 Continuous beep sound)

Mechanical Specifications

Dimensions	60(w) x 60(d) x 543.5(h)mm
Base Diameter	60mm
Base Length	80mm
Base Width	60mm
Mounting Style	Pole Mount with Circular Bracket
Weight	0.64kg

Operation Environment Specifications

Maximum Temperature	-20°C
Minimum Temperature	+50°C

Protection Category

IP Rating	IP65
-----------	------

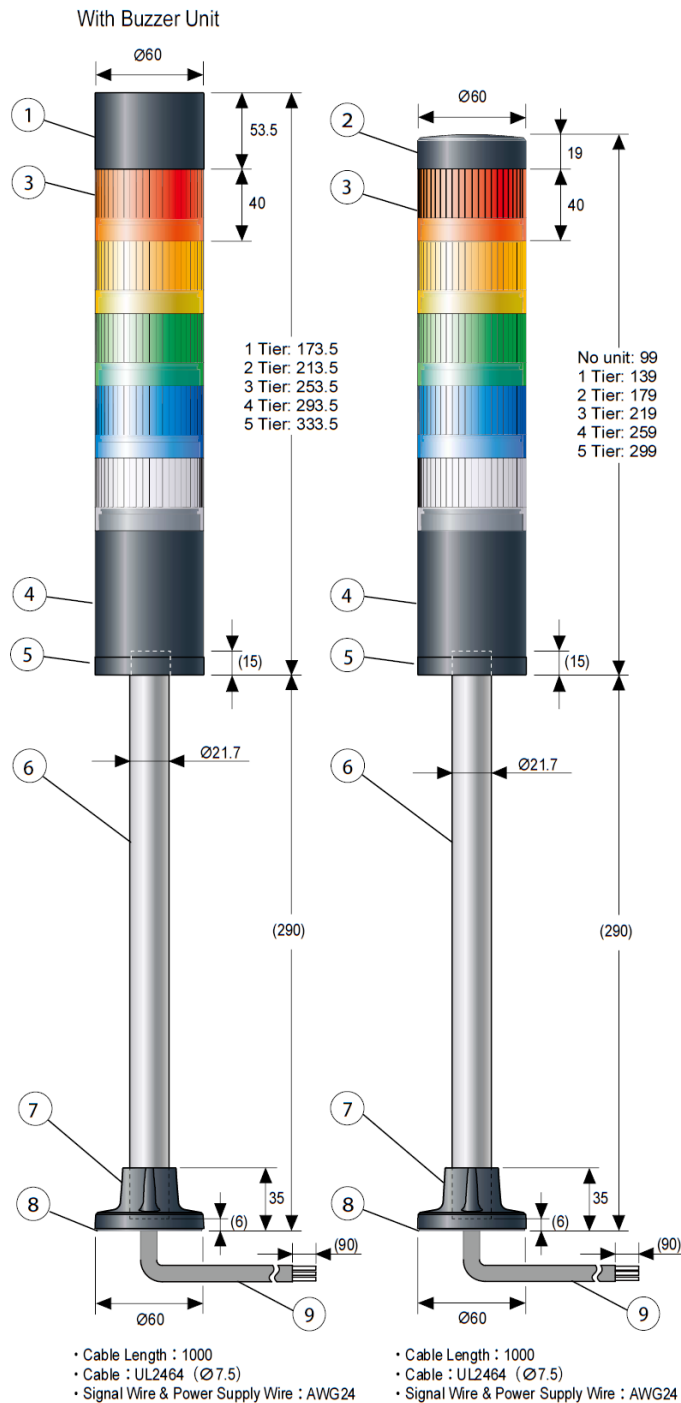
Classification

eCl@ss Version	-
UNSPSC Version	-

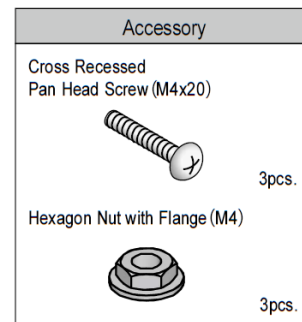
Approvals

Compliance/Certifications	CE/UL/UKCA/WEEE/FCC
Declarations	-
Standards Met	RoHS Compliant
Hazardous Area Certification	-

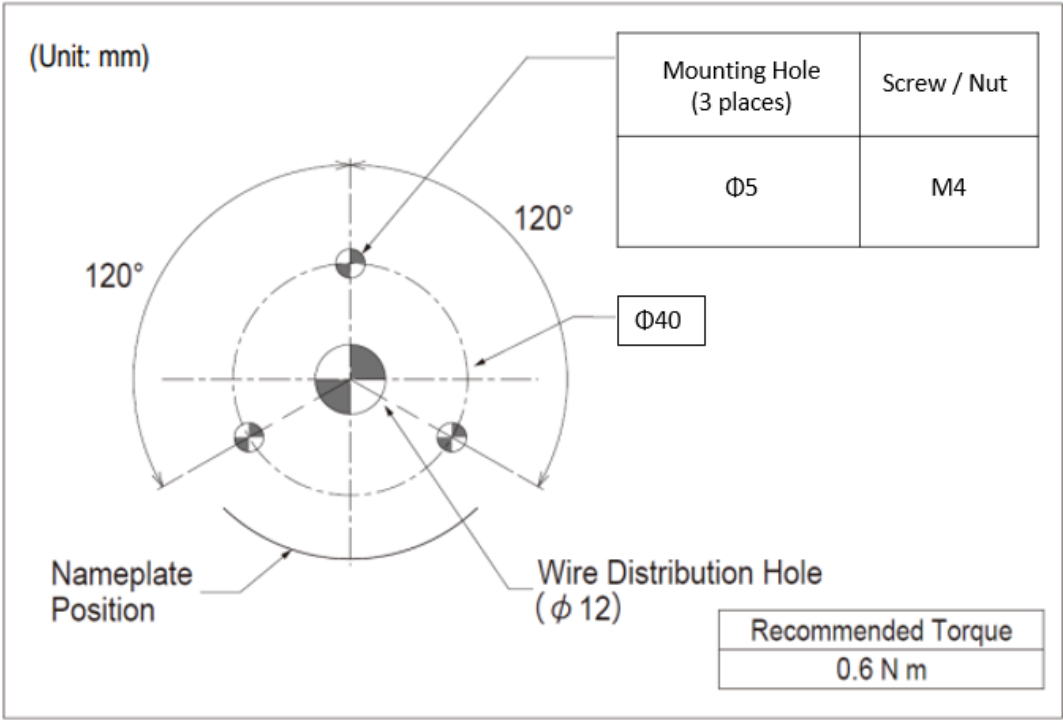
Outer Dimensions



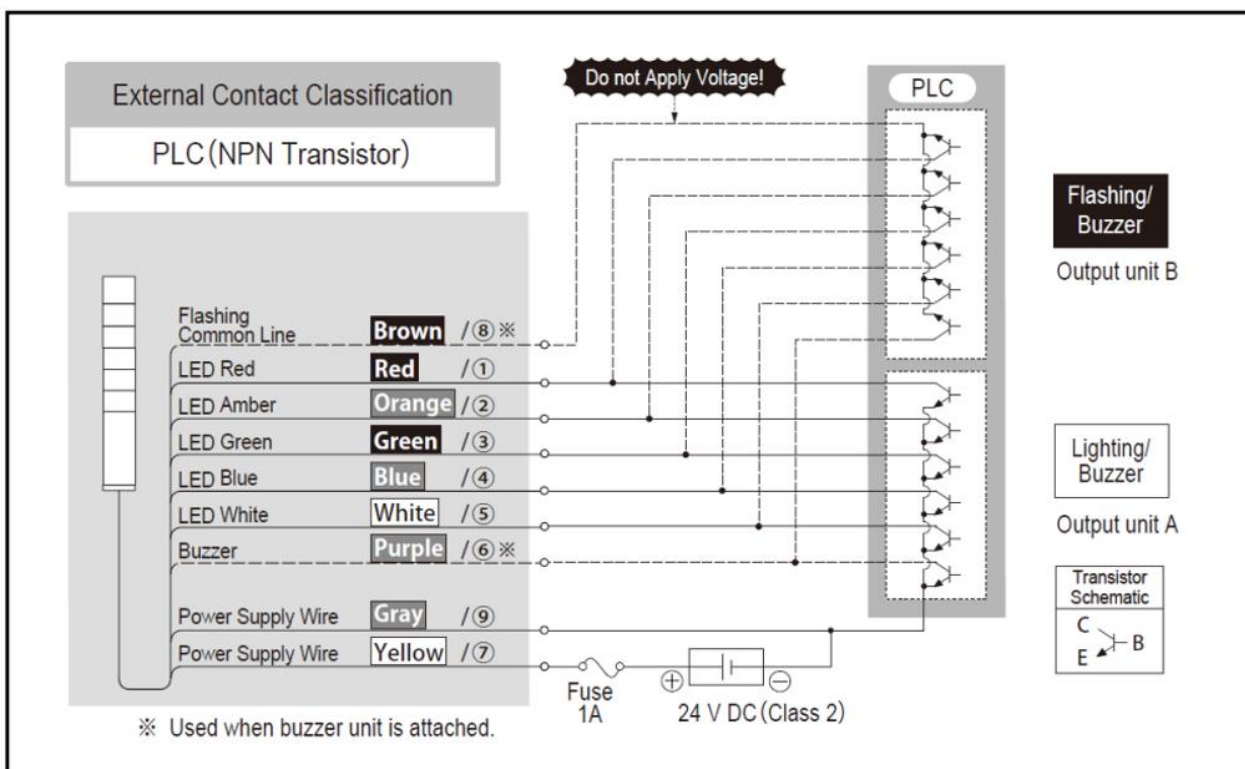
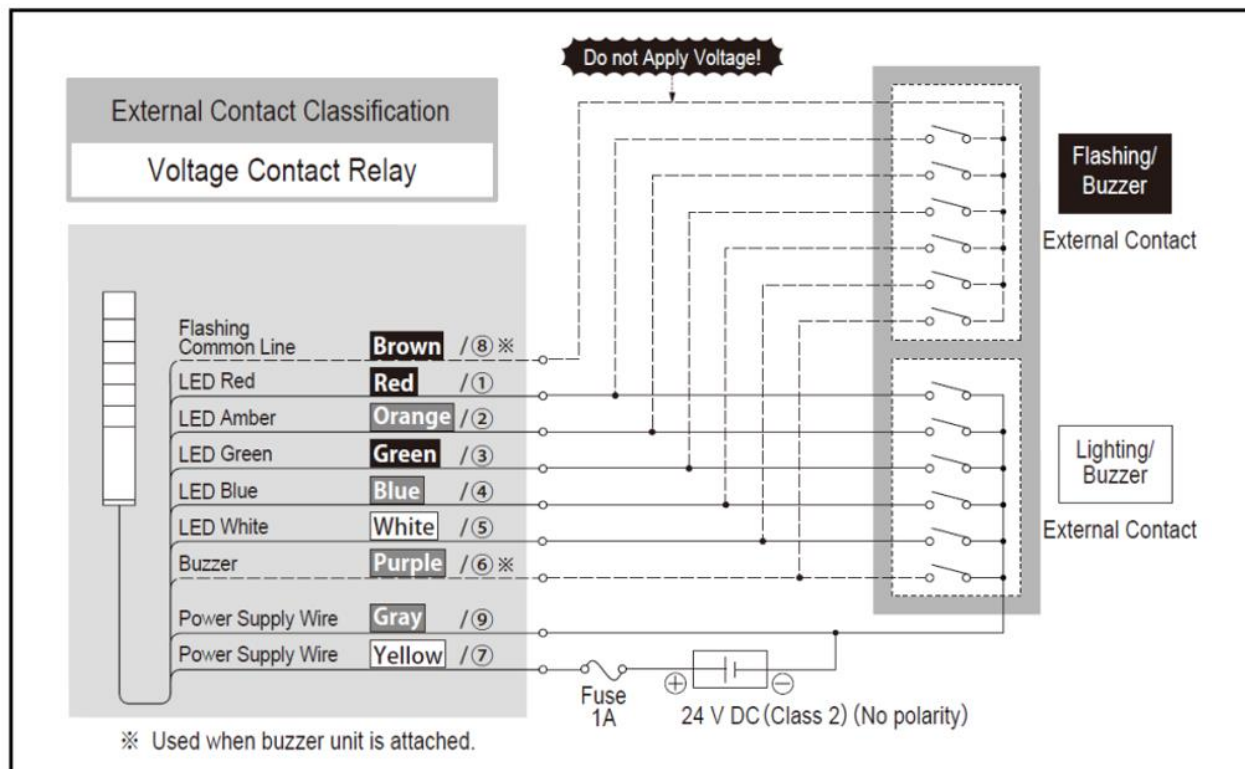
Number	Name	Material	UL Flammability
1	Buzzer Case	PC	V-2
2	Head Cover	PC	V-2
3	Globe	PC	V-2
4	Body	PC	V-2
5	Pole Bracket	PC	V-1
6	Pole	AL	-
7	Circular Bracket	PC	5VA
8	Waterproof Packing	Silicone Rubber	-
9	Cable	PVC	WW-1

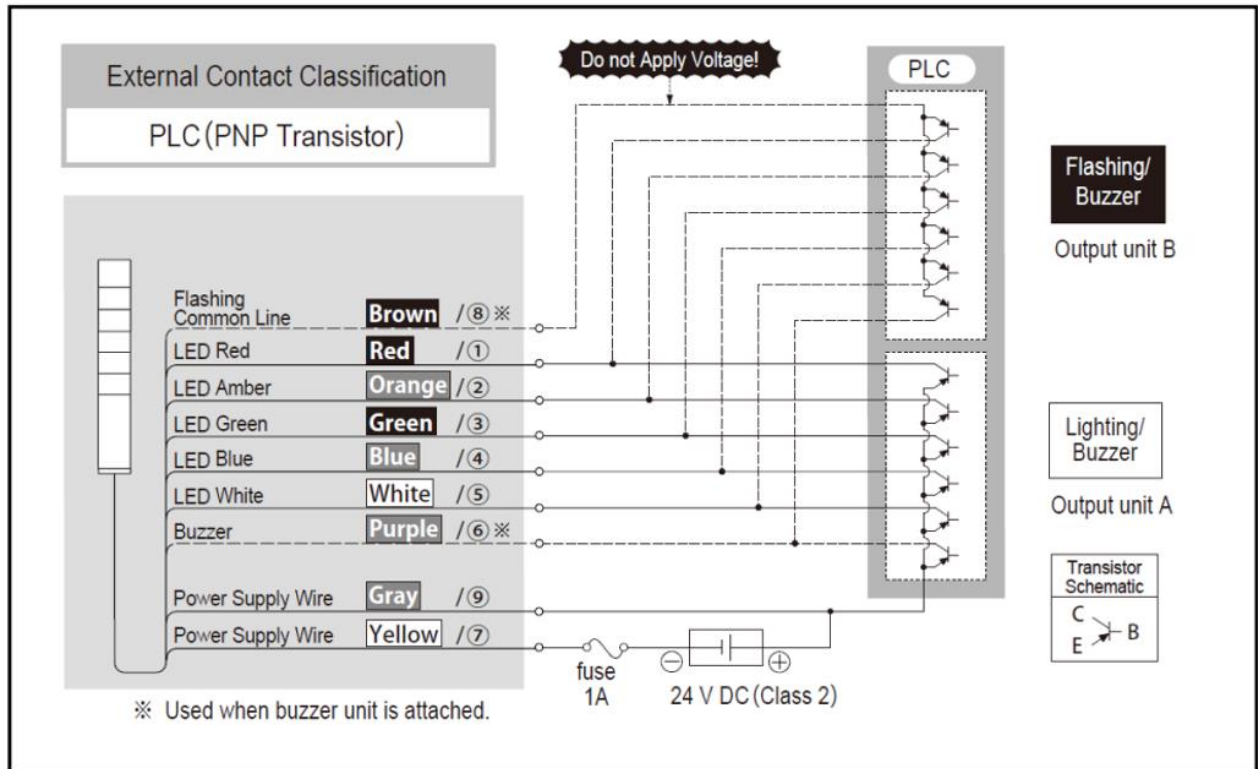


■ Mounting Dimensional Drawing



■ Wiring Diagram

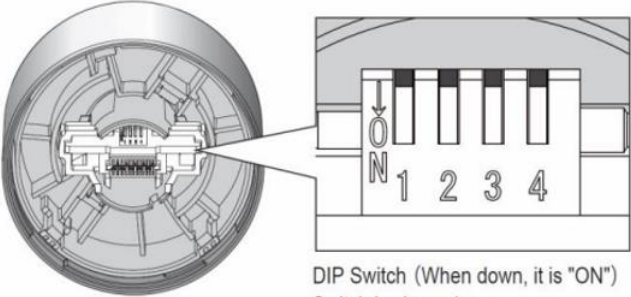




Buzzer Pattern Set-up

Set up the preferred pattern, using the DIP Switch after removing the buzzer unit.

Buzzer Unit Underside



DIP Switch (When down, it is "ON")
Switch is shown by ■.

■ Setup Table

Buzzer Sound	DIP Switch		Sound Pattern
	1	2	
No.1	OFF	OFF	Rapid Intermittent Beep
No.2	ON	OFF	Continuous Beep Sound
No.3	OFF	ON	Rapid Hi-Lo
No.4	ON	ON	Sweep Sound

DIP Switch	Volume
3	
OFF	Normal
ON	Sound Reduction

⌋Note⌋ Do not use DIP Switch 4.
It is set to "OFF" at all times after factory shipments.

Accessories

LED Unit	
145-726	LED Unit, Blue
145-725	LED Unit, White