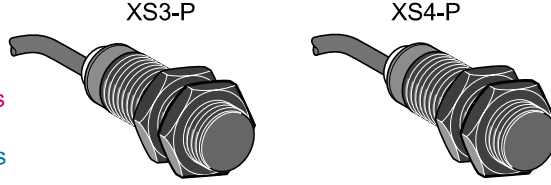


XS3-P / XS4-P



Inductive proximity sensors
 Détecteurs de proximité inductifs
 Induktive Näherungsschalter
 Detectores de proximidad inductivos
 Interruttori di prossimità induttivi
 Detectores de proximidade indutivos



UL listing and CE Certification :
 Applicable on proximity switches bearing the UL and CSA marks only.
 Enclosure : Type 12,4X indoor use only
Overcurrent protection *

Conductor size AWG	mm ²	Maximum Ampere rating
20	0.5	5
22	0.34	3
24	0.22	2
26	0.11	1
28	0.08	0.8

* Required on product references with termination number 230 - 8 mm plastic units shall be installed with mounting clamp type XSZ-B. For connector version, a suitable UL and CSA Approved connector must be used

⚠ DANGER / PELIGRO / DANGER

HAZARDOUS VOLTAGE Disconnect all power before servicing equipment. Electric shock will result in death or serious injury.	TENSION PELIGROSA Desenergice el equipo antes de realizarle servicio. Una descarga eléctrica podrá causar la muerte o lesiones serias.	TENSION DANGEREUSE Couper l'alimentation avant de travailler sur cet appareil. Une électrocution entrainera la mort ou des blessures graves.
---	--	--

Mechanical installation
 Mise en œuvre mécanique
 Mechanische Installation
 Instalación mecánica
 Messa in opera meccanica
 Instalação mecânica

* Short case
 Boîtier court
 Kurzbauforn
 Cuerpo corto
 Invólucro corto
 Invólucro curto

	(mm)	Sn	XS-P		XS-P.....D/K/A/B/C/G/T										S	T (Nm)	e1 ≥	e2 ≥	e3 ≥	d1 ≥	h ≥	
			a	a*	b	b*	D/K	D*	A	B	C	G	T									
	M8x1	1,5	50	33	40	26	61	45	-	-	-	-	-	-	-	13	1	3	18	4,5	8	0
	M12x1	2	50	33	42	26	61	48	-	-	-	-	-	-	-	17	2	4	24	6	12	0
	M18x1	5	60	33,5	51,5	26	70	48	73,5	-	-	-	-	-	-	24	5	10	60	15	18	0
	M30x1,5	10	60	40,5	51,5	33	70	50	75	-	-	-	-	-	-	36	20	20	120	30	30	0
	M8x1	2,5	50	33	40	26	61	45	-	-	-	-	-	-	-	13	1	10	30	7,5	24	5
	M12x1	4	50	33	42	26	61	48	-	-	-	-	-	-	-	17	2	16	48	12	36	8
	M18x1	8	60	33,5	51,5	26	70	48	73,5	106	74	75	95	24	5	24	5	16	96	24	54	16
	M30x1,5	15	60	40,5	51,5	33	70	50	75	106	74	75	87	36	20	60	180	45	90	45	90	30

Electrical installation
 Mise en œuvre électrique
 Elektrische Installation
 Instalación eléctrica
 Messa in opera elettrica
 Instalação elétrica

	XS-P..P-370/*340	XS-P..KP340	XS-P..PC410	XS-P..M-230
	BN/1 PNP BK/4 = NO BK/2 = NC BU/3	BN/1 (NO), BU/3 (NC) PNP WH/2 BK/4 BU/3 (NO), BN/1 (NC) BN/1 (NO), BU/3 (NC) NPN WH/2 BK/4 BU/3 (NO), BN/1 (NC)	BN/1 PNP WH/2 (NC) BK/4 (NO) BU/3	BN XUZ-E08 BU
Voltage limits (1)	≡ 10...58 V / *≡ 10...38 V	≡ 10...38 V	≡ 10...38 V	≈ 20...264 V
Load switching capacity (2)	0...200 mA	0...200 mA	0...200 mA	Ø8: 5...100, Ø12: 5...200, Ø18/30: 5...200 ≡ 5...300 ~
Voltage drop (3)	≤ 2 V	≤ 2,6 V	≤ 2V	≤ 5,5 V
Leakage current (4)	-	-	-	≤ 0,6 mA
Current consumption (5)	≤ 10 mA	≤ 10 mA	≤ 10 mA	-

Without short circuit protection
 Non protégés court-circuit
 Ohne Kurzschlußschutz
 No protección cortocircuito
 Non protetto corto-circuito
 Não protecção curto-circuito

- (1) Limite de tension / Betriebsspannung / Límites de tensión / Limiti di tensione / Limites de tensão
- (2) Courant commuté / Schaltstrom / Intensidad conmutada / Corrente commuta / Corrente comutada
- (3) Tension de déchet / Spannungsfall (Ausgang durchgesteuert) / Tensión residual / Caduta di tensione / Tensão de defeito
- (4) Courant résiduel / Reststrom (Ausgang gesperrt) / Intensidad residual / Corrente residual / Corrente residual
- (5) Courant consommé / Leerlaufstrom / Intensidad consumida / Corrente consumata / Corrente consumida

	BN	BK	WH	Brown	Blue	Black	White	Brun	Bleu	Noir	Blanc	Braun	Schwarz	Weiß	Marrón	Azul	Negro	Blanco	Marron	Blu	Nero	Bianco	Castanho	Azul	Preto	Branco

Installation precautions
 Précautions de mise en œuvre
 Vorsicht bei der Inbetriebnahme
 Precaución de instalación
 Consigli di messa in opera
 Precaução de instalação

Indication
 Signalisation
 Funktionsanzeige
 Señalización
 Segnalazione
 Sinalização

XS-P..	NO	NC

XZ-CP / XZ-CC



Machine cabling accessories

Constituants de câblage machine

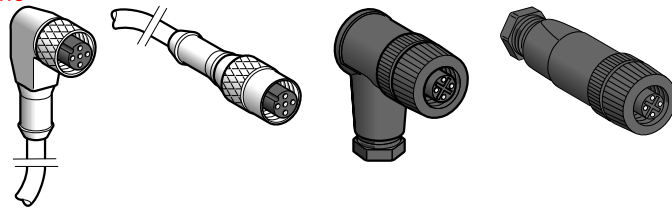
Zubehör für Maschinen-Anschlußtechnik

Contituyentes de conexionado

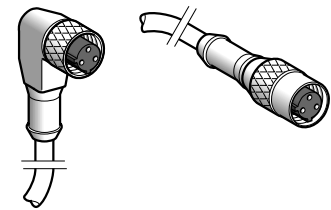
Accessori di cablaggio

Constituintes de cablagem

XS-P.....D



XS-P.....K



Dimensions

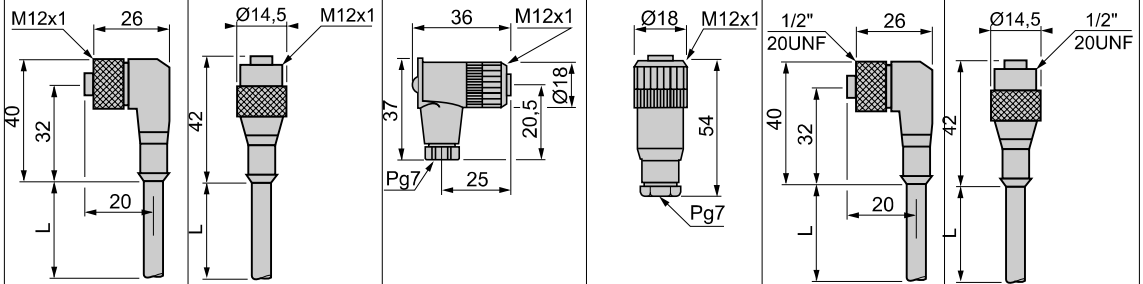
Encombremets

Abmessungen

Dimensiones

Dimensioni d'ingombro

Altravancamentos



PvR L = 2 m.

XZ-CP1241L2

XZ-CP1141L2

-

-

XZ-CP1965L2

XZ-CP1865L2

PvR L = 5 m.

XZ-CP1241L5

XZ-CP1141L5

-

-

XZ-CP1965L5

XZ-CP1865L5

7P (Pg7)

-

-

XZ-CC12FCP40B

XZ-CC12FDP40B

-

Connection schemes

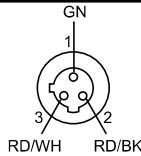
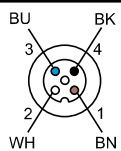
Schémas de raccordement

Anschlußpläne

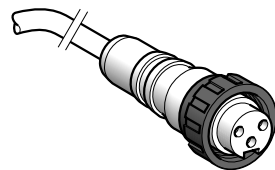
Esquemas de conexión

Schemi di collegamento

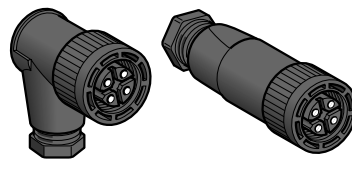
Esquemas de ligação




XS-P.....A



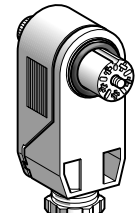
XS-P.....G



XS-P.....C



XS-P.....T



Dimensions

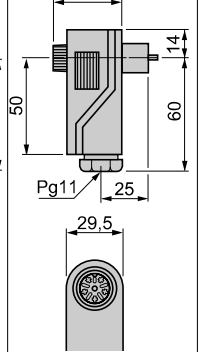
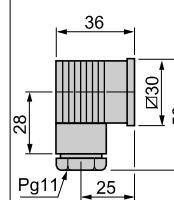
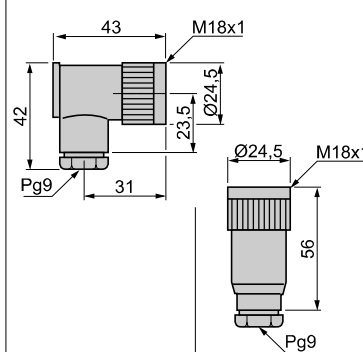
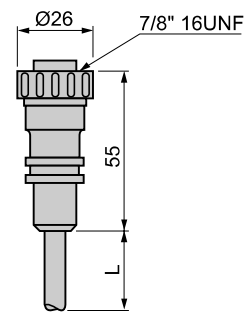
Encombremets

Abmessungen

Dimensiones

Dimensioni d'ingombro

Altravancamentos



PvR L = 2 m.

XZ-CP1662L2

XZ-CP1670L2

-

-

-

-

PvR L = 5 m.

XZ-CP1662L5

XZ-CP1670L5

-

-

-

-

9P (Pg9)

-

-

XZ-CC18FCP40B

XZ-CC18FDP40B

-

-

11P (Pg11)

-

-

-

-

XZ-CC43FCP40B

XZ-CC51FCP50B

Connection schemes

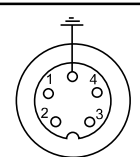
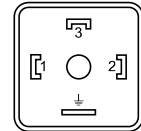
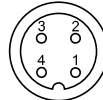
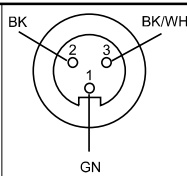
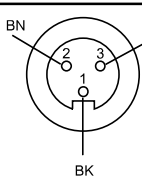
Schémas de raccordement

Anschlußpläne

Esquemas de conexión

Schemi di collegamento

Esquemas de ligação



BN

BU

BK

WH

RD

GN

Brown

Blue

Black

White

Red

Green

Brun

Bleu

Noir

Blanc

Rouge

Vert

Braun

Blau

Schwarz

Weiß

Rot

Grün

Marrón

Azul

Negro

Weiß

Rot

Verde

Marron

Blu

Nero

Bianco

Rosso

Verde

Castanho

Azul

Preto

Branco

Vermelho

Verde

Saddle clamps / Brides de fixation

Klemmbefestigungsblock / Bidas de fijación



Ø 8

Ø 12

Ø 18

Ø 30