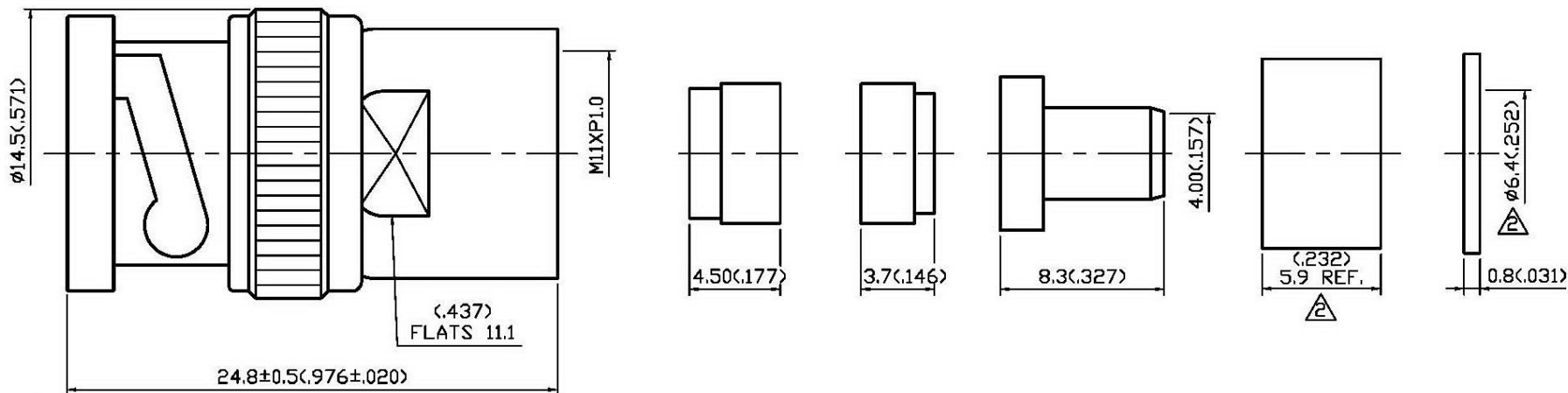


NO	DESCRIPTION	DATE
⚠	BACKGROUND FORMAT UPDATED	12.18.03'
⚠	5.9 → 5.9 REF. ; ADD Ø6.4 BACKGROUND FORMAT UPDATED	10.26.11'
⚠	DEL PROOF VOLTAGE WORKING VOLTAGE → VOLTAGE RATING	08.21.14'



1.0 ELECTRICAL

- 1.1 FREQUENCY RANGE: DC-1 GHz
- 1.2 NOMINAL IMPEDANCE: 75 OHMS
- 1.3 VOLTAGE RATING: 500 VOLTS MAX. ⚠

2.0 MATERIALS

- 2.1 BODIES: BRASS PER JIS-C3604
- 2.2 CENTER CONTACT: BRASS PER JIS-C3604
- 2.3 INSULATION: TEFLON PER ASTM D1457 AND ASTM D1710

3.0 FINISHES AND OTHERS

- 3.1 SEE BELOW TABLE FOR DETAILS.

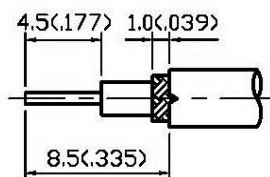
4.0 MECHANICAL

- 4.1 FOR USE WITH RG59U OR SIMILAR STYLE CABLE
- 4.2 CABLE ATTACHMENT: OUTER: CLAMP, INNER: SOLDER

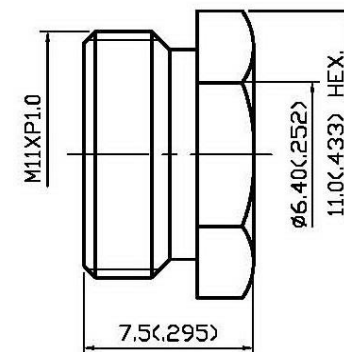
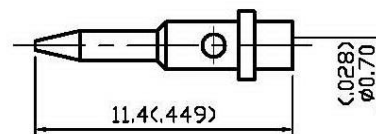
5.0 ENVIRONMENTAL

- 5.1 OPERATING TEMPERATURE RANGE: -85° C TO +165° C

NO	DESCRIPTION	MATERIAL	Q'TY	FINISH
13	NUT	BRASS	1	SILVER 70µ" MIN.
12	BODY	BRASS	1	SILVER 70µ" MIN.
11	WASHER	BRASS	1	SILVER 70µ" MIN.
10	GASKET	SILICONE	1	RED
9	BRAID CLAMP	BRASS	1	SILVER 70µ" MIN.
8	INSULATION	TEFLON	1	NONE
7	WASHER	BRASS	1	SILVER 70µ" MIN.
6	SPRING WASHER	SK-5	1	NICKEL
5	WASHER	BRASS	1	NICKEL
4	GASKET	SILICONE	1	RED
3	CENTER CONTACT	BRASS	1	SILVER 70µ" MIN.
2	INSULATION	TEFLON	1	NONE
1	SHELL	BRASS	1	SILVER 70µ" MIN.



STRIPPING DIMENSION



DESCRIPTION		BNC STRAIGHT PULG CLAMP						
製圖	DRAWN	TOLERANCE	品名	13-04-5 T.S.S 59U	日期	DATE	版次	REV.
	Kristina							
檢圖	CHECK	.XX	單位	UNIT	DWG.NO.	13-0516		
	Arc						mm(in)	
認定	APPROVAL	.XXX	比例	SCALE				
	Angela				ANGLE	±5°	4:1	