THIS DRAWING IS UNPUBLISHED.
VERTRAULICHE UNVEROEFFENTLICHTE ZEICHNUNG
© COPYRIGHT – By –
RELEASED FOR PUBLICATION:
FREIGEGEBEN VEROEFFENTLICHUNG
ALL RIGHTS RESERVED.
ALLE RECHTE VORBEHALTEN

MATED WITH:
PASSEND ZU:

LOC	DIST
AI	–

PROJEKT NR.: –

REVISIONS / ÄNDERUNGEN

P	LTR	DESCRIPTION / BESCHREIBUNG	DATE	DWN	APVD
	A4	REVISED PER ECO-11-005150	21MAR11	RK	HMR

CONTACTS FOR FLR AND FLK-CABLE

Kontakte für FLR und FLK-Leitung

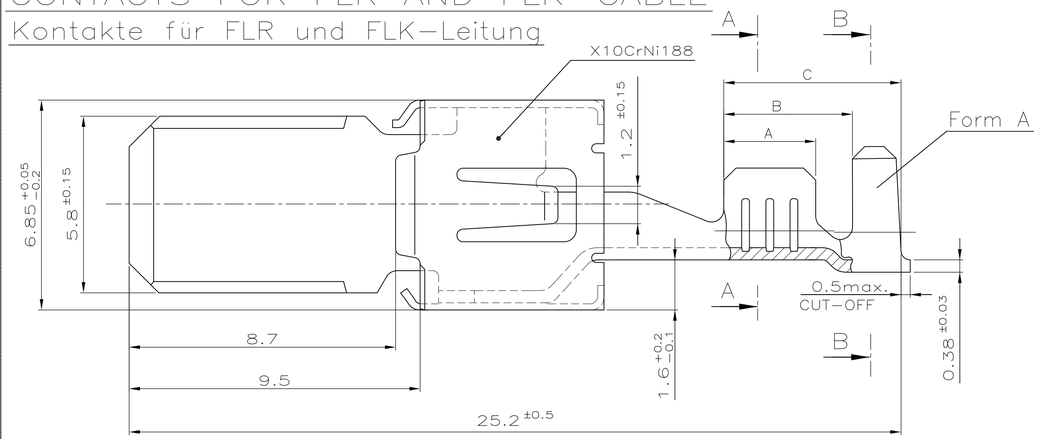

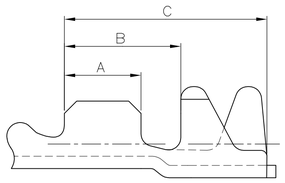

Form B

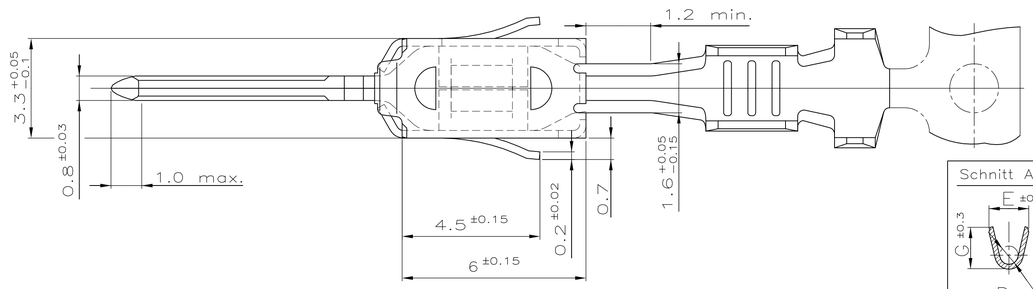

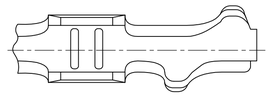

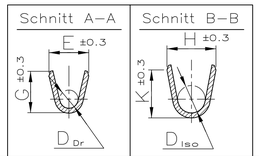

–	–	–	>2.5–4.0	3.4–4.5 △2	–	–	A = 4.0 B = 5.9 C = 7.7	E = 4.6 G = 4.8 D_{Dr} = 2.4	H = 8.0 K = 8.0 D_{iso} = 5.7 Form C	Single wire sealing system EDS
–	–	–			–	–				
964314–1	B	964313–1			CuFe 2	vorverzinnt				
–	–	–	>1.0–2.5	2.2–3.7 △2	–	–	A = 3.5 B = 5.9 C = 7.7	E = 3.8 G = 4.0 D_{Dr} = 1.7	H = 8.0 K = 8.0 D_{iso} = 5.7 Form C	
–	–	–			–	–				
964312–1	B	964311–1			CuFe 2	vorverzinnt				
–	–	–	0.5–1.0	1.4–2.7 △2	–	–	A = 3.0 B = 5.4 C = 7.2	E = 2.8 G = 3.0 D_{Dr} = 1.1	H = 7.7 K = 7.7 D_{iso} = 5.5 Form C	
–	–	–			–	–				
964310–1	B	964309–1			CuFe 2	vorverzinnt				
–	–	–	>2.5–4.0	3.3–4.5	–	–	A = 4.0 B = 5.2 C = 6.8	E = 4.6 G = 4.8 D_{Dr} = 2.4	H = 6.4 K = 6.7 D_{iso} = 4.0 Form A	FLR/FLK
–	–	–			–	–				
964308–1	A	964307–1			CuFe 2	vorverzinnt				
964306–3	A	964305–3	>1.0–2.5	2.2–3.0	CuSn 4	△3	A = 3.5 B = 4.7 C = 6.3	E = 3.8 G = 4.0 D_{Dr} = 1.7	H = 4.7 K = 4.9 D_{iso} = 2.6 Form A	FLR – Cable / Leitung
–	–	–			–	–				
964306–1	A	964305–1			CuFe 2	vorverzinnt				
–	–	–	0.5–1.0	1.4–2.1	–	–	A = 3.0 B = 4.2 C = 5.8	E = 2.8 G = 3.0 D_{Dr} = 1.1	H = 3.9 K = 4.1 D_{iso} = 1.8 Form A	
–	–	–			–	–				
964304–1	A	964303–1			CuFe 2	vorverzinnt				
–	–	–	0.2–0.5	1.15–1.6	–	–	A = 2.5 B = 3.8 C = 6.6	E = 2.2 G = 2.2 D_{Dr} = 0.8	H = 3.1 K = 3.1 D_{iso} = 1.4 Form B	
–	–	–			–	–				
969007–1	A	969008–1			CuFe 2	vorverzinnt				
Order No. BESTELL– NR. Strip BANDWARE	Rev.	Order No. BESTELL– NR. Loose piece Einzelaus–führung	Wire Range Drahtgroßen Bereich (mm^2)	Insulation ∅ Isolations ∅ (mm)	Material Werkstoff	Surface Oberfläche	Lenght Länge	Wire crimp Drahtcrimp	nsul.crimp Iso'crimp	
							Crimp Dimension Crimpabmessungen (mm)			

4805 (3/11)

Contacts for Single Wire Sealing System: FLR–and FLK–Cable

Kontakte für Einzel–Dichtung–System: FLR– und FLK–Leitung

Dimensions see Figure Contacts for FLR – Cable

Masse siehe Darstellung der Kontakte fuer FLR Leitung

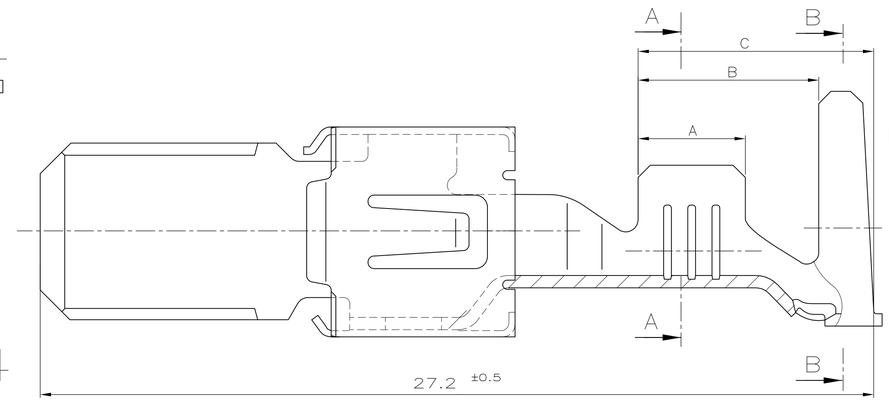

Section B–B

Schnitt B–B

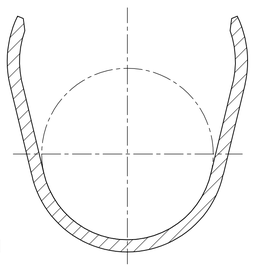

Form C

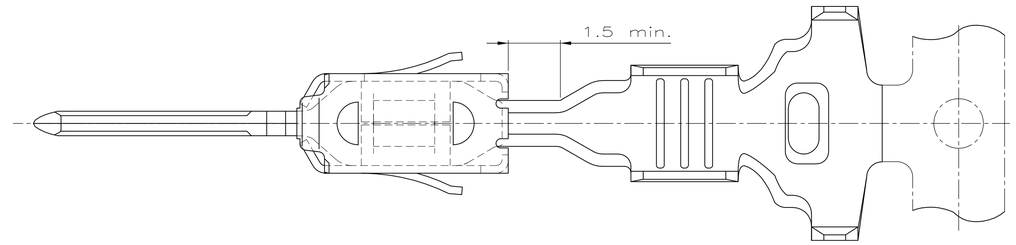

Single Wire Seal Einzel–Dichtung △1		
963245–1	3.3–3.7	yellow gelb
963244–1	2.0–3.0	white weiß
963243–1	1.15–2.1	blue blau
ORDER NO. BESTELL– NR.	Insulation ∅ Isolations ∅	Colour Farbe

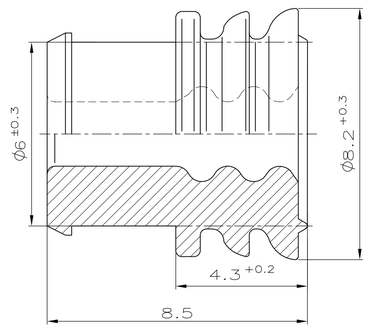

Notes
Bemerkungen

△1 According insulationdiameter is to choose the single wire seal

Entsprechend dem Isolationsdurchmesser ist die Einzel–Dichtung auszuwaehlen

△2 More specific customer seal existing

Weitere kundenspezifische Einzeldichtung vorhanden

△3 Body Electro Tin Plated over Nickel 0.2µm min.
Contact Area Selective Gold over Nickel 0.8µm min.
Wire Crimp Area Electro Tin Plated over Nickel 1µm min.

Kontaktkoerper gal. verzinnt ueber Nickel 0.2µm min.
Kontaktzone selektiv vergoldet ueber Nickel 0.8µm min.
Drahtcrimpbereich gal. verzinnt ueber Nickel 1µm min.

THIS DRAWING IS NOT SUBJECT TO CONSTANT CHANGING SERVICE AND DOES NOT LAY CLAIM TO BE COMPLETE. FOR DEFINITE SPECIFICATION SEE RESPECTIVE TE CONNECTIVITY CUSTOMER DRAWINGS.
FURTHER VERSIONS ON INQUIRY.

Diese Zeichnung unterliegt nicht dem ständigen Änderungsdienst und erhebt keinen Anspruch auf Vollständigkeit. Verbindliche Angaben sind der jeweiligen TE CONNECTIVITY–Kundenzeichnung zu entnehmen.
Weitere Ausführungen auf Anfrage.

THIS DRAWING IS A CONTROLLED DOCUMENT.
DIESE ZEICHNUNG IST EIN KONTROLLIERTES DOKUMENT.

DIMENSIONS: DIMESIONEN: mm

TOLERANCES UNLESS OTHERWISE SPECIFIED ALLGEMEINTOLERANZEN:
0 PLC ± –
1 PLC ± 0.2
2 PLC ± –
3 PLC ± –
4 PLC ± –
ANGLES / WINKEL ± –

MATERIAL –

FINISH / OBERFLAECHE / FARBE –

DWN	23–OCT–01 Abraham,G.
CHK	Meierhoefer,T.
APVD	
PRODUCT SPEC PRODUKTSPEZ	108–18064
APPLICATION SPEC VERARBEITUNGSSPEZ	114–18052
WEIGHT GEWICHT	–

TE Connectivity

NAME: PRODUCT GROUP DRAWING TAB 5,8x0,8–TYPE A
Produktgruppenzeichnung Flachstecker 5,8x0,8–Typ A

SIZE	CAGE CODE	DRAWING NO ZEICHNUNGS–NR.	RESTRICTED TO NUR FÜER
A1	00779	C–1394011	–

CUSTOMER DRAWING / KUNDENZEICHNUNG

SCALE MASSSTAB	SHEET BLATT	OF VON	REV
10:1	1	1	A4