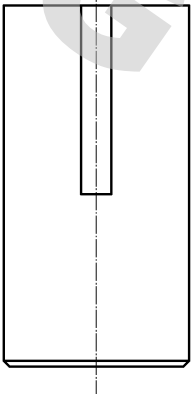
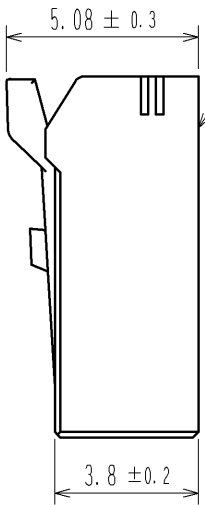
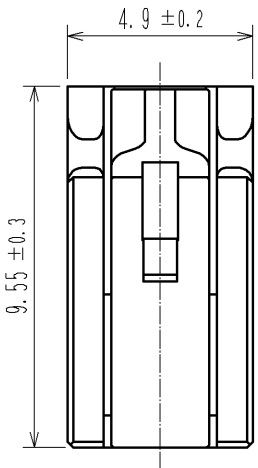
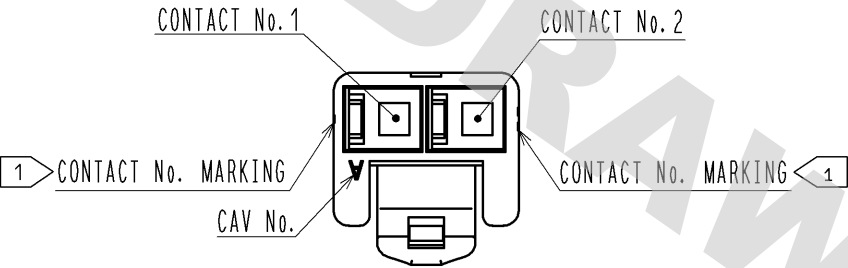
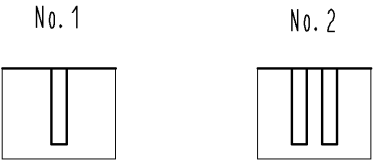
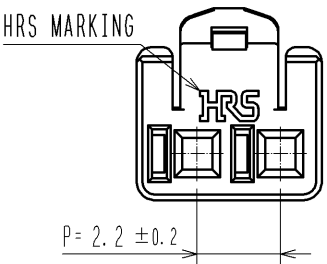
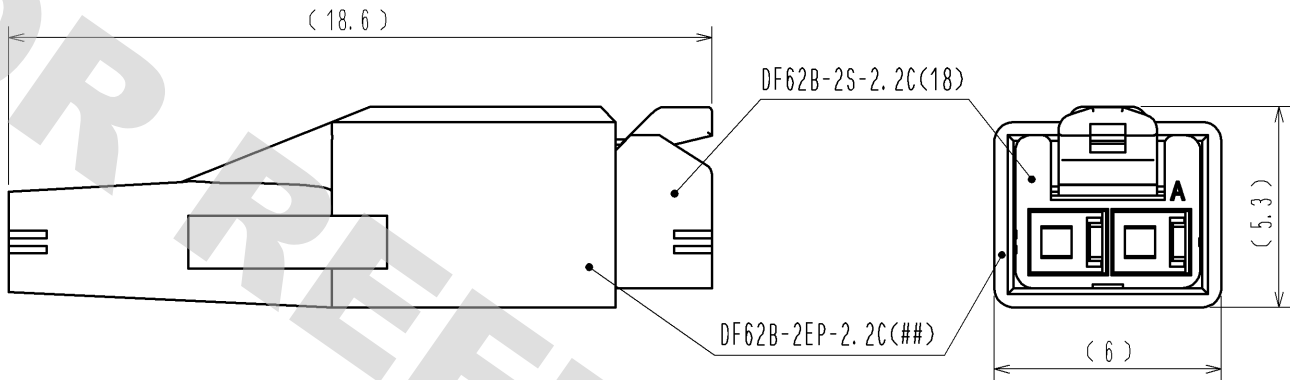


DRAWING FOR REFERENCE: This is subject to change without notice
12/05/2013

1> FIGURE-1 CONTACT No. MARKING (10:1)



MATING FIGURE



- NOTE. 1> MARKINGS AT THE INDICATED POSITIONS ARE CONTACT NO. MARKING. AND SHAPES ARE SHOWN IN FIGURE-1.
2. PER PACK : 100 PIECES.
3. THE DIMENSIONS IN PARENTHESIS ARE FOR REFERENCE.

			1	PBT	UL94V-0 (RED)
NO.	MATERIAL	FINISH . REMARKS	NO.	MATERIAL	FINISH . REMARKS
UNITS mm		SCALE 5 : 1	COUNT 	DESCRIPTION OF REVISIONS	DESIGNED
			CHECKED		
			DATE		
HIROSE ELECTRIC CO., LTD.			APPROVED : KI. AKIYAMA	13. 09. 11	DRAWING NO.
			CHECED : OM. MIYAMOTO	13. 09. 11	PART NO.
			DESIGNED : TH. YOSHIZAWA	13. 09. 11	CODE NO.
			DRAWN : MI. SAKIMURA	13. 09. 06	
			EDC3-351955-02		
			DF62B-2S-2.2C(18)		
			CL544-0551-0-18		
			1/1		