




Strip conductor to 9 ... 10 mm.




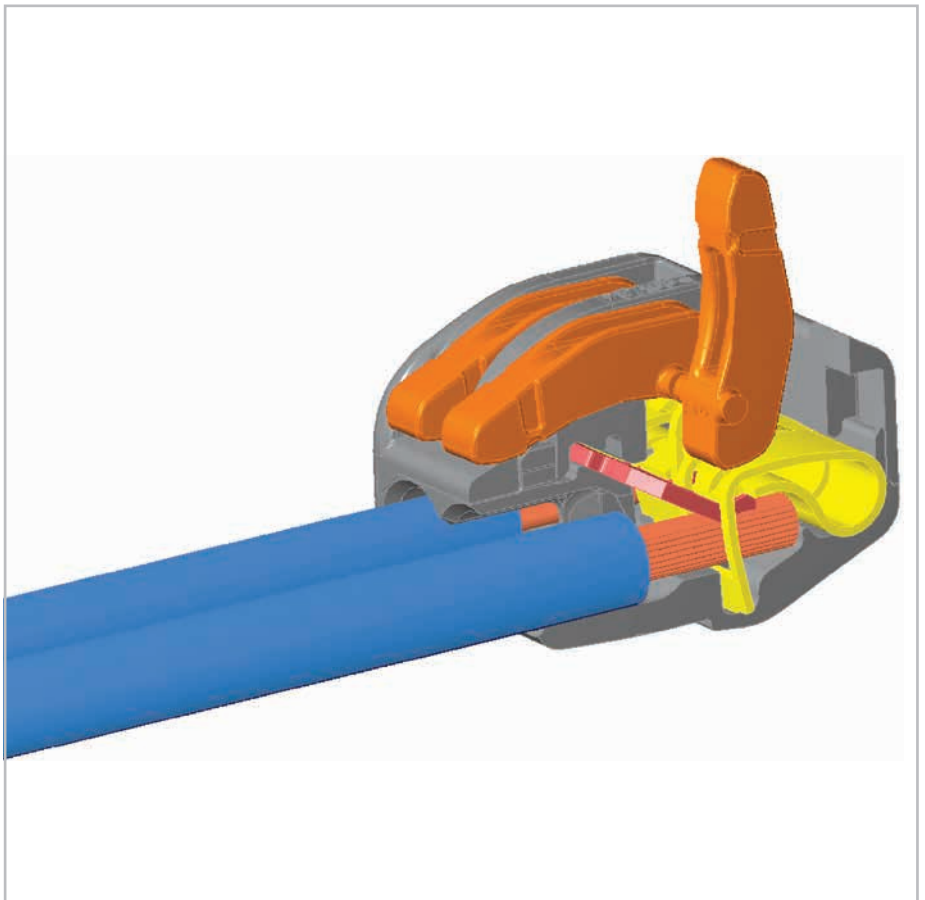
Conductor termination: Open clamping unit using the lever and insert conductor.




Then lower lever to close the clamp.



Wiring fine-stranded conductors in a junction box.



Individual design of low-voltage lighting systems.



Connecting pre-wired and pre-fabricated components; e.g., modular assemblies used in mobile homes.



Lighting fixture connected with flexible power feed.

**CAGE CLAMP® clamps the following copper conductors:\***

- solid
- stranded

fine-stranded, also with tinned single strands

fine-stranded, tip-bonded

fine-stranded, with ferrule ❶ (gastight crimped)

fine-stranded, with pin terminal (gastight crimped)

\* For aluminum conductors, see notes in Section 14.

❶ When using ferrules, the max. conductor cross section accommodated is one size smaller than max. rating of terminal block.