

Switch disconnecter with fuse 32 A, Size 1, 4-pole for LV HRC fuse Sz. 000 Front operating mechanism center Basic unit without handle Box terminal



Model	
product brand name	SENTRON
product designation	3KF switch disconnecter with fuses
design of the product	3KF switch disconnecter with fuses
product variations	3KF NH
design of the actuating element	without
design of handle	Without
direction of actuation	from the front
type of the driving mechanism motor drive	No
number of poles	4
size of disconnecting link	00 and 000
size of switch disconnecter	1
size of fuse link	NH000, NH00
mechanical service life (operating cycles) typical	15 000
electrical endurance (operating cycles)	
• at AC-23 A at 440 V	10 000
• at AC-23 A at 690 V	6 000
• at DC-23 A at 440 V	1 500
I ² t value	
• with closed switch for combination switch + fuse at 500 V maximum	33 200 A ² ·s
• with closed switch for combination switch + fuse at 400 V maximum	33 200 A ² ·s
• with closed switch at 690 V for combination switch + gG fuse maximum	40 700 A ² ·s
• of the fuse at 500 V maximum permissible	34 000 A ² ·s
• of the gG fuse at 690 V maximum permissible	55 000 A ² ·s
• of the aM fuse at 690 V maximum permissible	55 000 A ² ·s
position of the switch operating mechanism	center right
fuse system	LV HRC fuse
overvoltage category	IV
operating voltage with current paths in series	
• with degree of pollution 2 at DC rated value	440 / 3
• with degree of pollution 3 at DC rated value	440 / 3
surge voltage resistance rated value	12 kV
Supply voltage	
operating voltage at AC rated value maximum	690 V
Protection class	
protection class IP	IP20
protection class IP	
• with closed switch with cover or cable lug cover	IP20

<ul style="list-style-type: none"> • on the front 	IP20
Dissipation	
power loss [W]	
<ul style="list-style-type: none"> • with conventional rated thermal current per pole 	0.4 W
<ul style="list-style-type: none"> • with conventional rated thermal current per device 	1.2 W
<ul style="list-style-type: none"> • with conventional rated thermal current without fuse per pole 	0.4 W
<ul style="list-style-type: none"> • with conventional rated thermal current without fuse per device 	1.2 W
<ul style="list-style-type: none"> • for rated value of the current at AC in hot operating state per pole 	0.4 W
<ul style="list-style-type: none"> • of the fuse per fuse maximum 	6.5 W
Main circuit	
operating power at AC-23 A at 500 V rated value	18.5 kW
operational current rated value	32 A
Auxiliary circuit	
number of connected NC contacts for auxiliary contacts	0
number of connected NO contacts for auxiliary contacts	0
number of connected CO contacts for auxiliary contacts	0
number of CO contacts for auxiliary contacts	4
number of NC contacts for auxiliary contacts	0
number of NO contacts for auxiliary contacts	0
suitability for use	
<ul style="list-style-type: none"> • main switch 	Yes
<ul style="list-style-type: none"> • switch disconnecter 	Yes
<ul style="list-style-type: none"> • EMERGENCY OFF switch 	Yes
<ul style="list-style-type: none"> • safety switch 	Yes
<ul style="list-style-type: none"> • maintenance/repair switch 	Yes
product component	
<ul style="list-style-type: none"> • voltage trigger 	No
<ul style="list-style-type: none"> • undervoltage release 	No
<ul style="list-style-type: none"> • undervoltage release with leading contact 	No
product feature sealable	Yes
product extension auxiliary switch	Yes
product extension optional	
<ul style="list-style-type: none"> • locking capability 	Yes
<ul style="list-style-type: none"> • motor drive 	No
<ul style="list-style-type: none"> • fuse monitoring 	Yes
product function	
<ul style="list-style-type: none"> • fuse monitoring 	No
<ul style="list-style-type: none"> • overvoltage protection monitoring 	No
Short circuit	
short-circuit current making capacity (I _{cm}) for switch disconnecter at 690 V AC/440 V DC without fuse link rated value minimum	3.55 kA
conditional short-circuit current with line-side fuse protection	
<ul style="list-style-type: none"> • at 500 V by gG fuse rated value 	100 kA
<ul style="list-style-type: none"> • at 690 V by gG fuse rated value 	100 kA
Connections	
arrangement of electrical connectors for main current circuit	Top and bottom
tightening torque with screw-type terminals	
<ul style="list-style-type: none"> • minimum 	5 N·m
<ul style="list-style-type: none"> • maximum 	6.5 N·m
type of connectable conductor cross-sections with flexible busbar	2x (0.8 x 9 mm ²)
type of connectable conductor cross-sections for copper conductor	
<ul style="list-style-type: none"> • solid 	1x (1 ... 16 mm ²)
<ul style="list-style-type: none"> • finely stranded with core end processing 	1x (6 ... 25 mm ²)
<ul style="list-style-type: none"> • stranded 	1x (6 ... 25 mm ²)
type of electrical connection for main current circuit	box terminal
Mechanical Design	

height	122 mm
width	181 mm
depth	130.5 mm
fastening method	Floor mounting and snap-on mounting on 35 mm standard mounting rail
fastening method	
• 4-hole front mounting	No
• front mounting with central attachment	No
• rail mounting	Yes
mounting position	any
net weight	1 650 g

Environmental conditions

ambient temperature during operation	
• minimum	-25 °C
• maximum	70 °C
ambient temperature during storage	
• minimum	-50 °C
• maximum	80 °C

Approvals Certificates

General Product Approval	Declaration of Conformity
--------------------------	---------------------------



[Confirmation](#)



[Miscellaneous](#)



Declaration of Conformity	Test Certificates	Marine / Shipping	other	Environment
---------------------------	-------------------	-------------------	-------	-------------



[Type Test Certificates/Test Report](#)



[Miscellaneous](#)

[Confirmation](#)

[Environmental Confirmations](#)

Further information

Siemens has decided to exit the Russian market (see here).

<https://press.siemens.com/global/en/pressrelease/siemens-wind-down-russian-business>

Siemens is working on the renewal of the current EAC certificates.

Please contact your local Siemens office on the status of validity of the EAC certification if you intend to import or offer to supply these products to an EAC relevant market (other than the sanctioned EAEU member states Russia or Belarus).

Information on the packaging

<https://support.industry.siemens.com/cs/ww/en/view/109813875>

Information- and Downloadcenter (Catalogs, Brochures,...)

<http://www.siemens.com/lowvoltage/catalogs>

Industry Mall (Online ordering system)

<https://mall.industry.siemens.com/mall/en/en/Catalog/product?mlfb=3KF1403-0MB11>

Service&Support (Manuals, Certificates, Characteristics, FAQs,...)

<https://support.industry.siemens.com/cs/ww/en/ps/3KF1403-0MB11>

Image database (product images, 2D dimension drawings, 3D models, device circuit diagrams, ...)

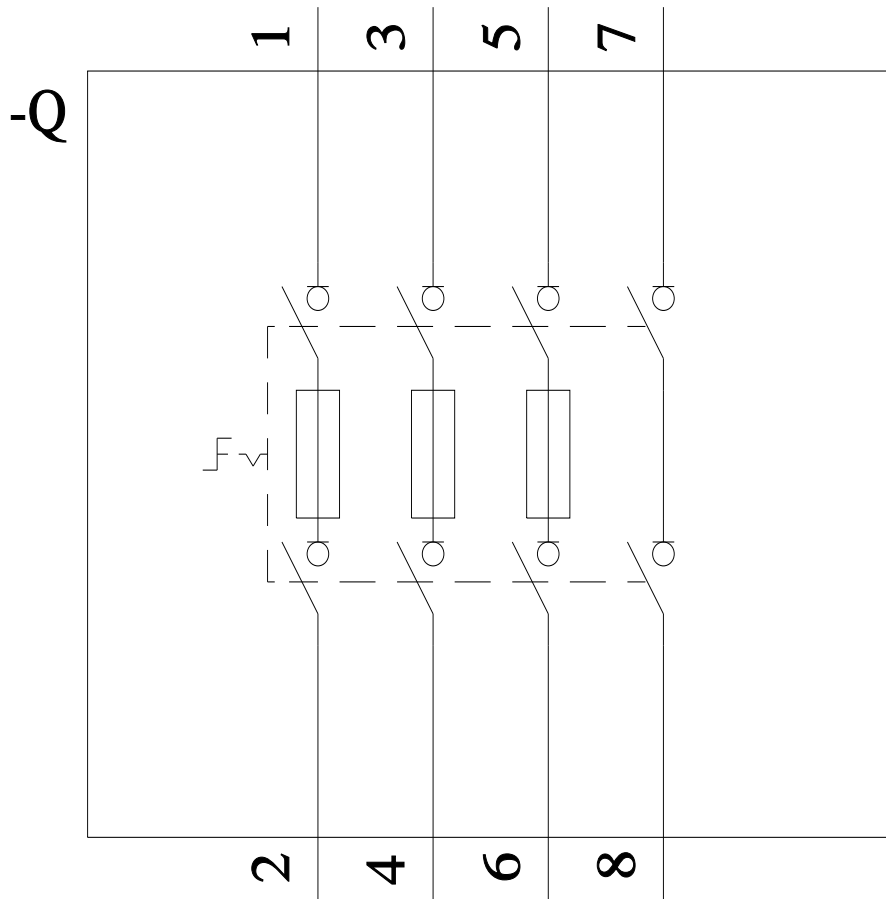
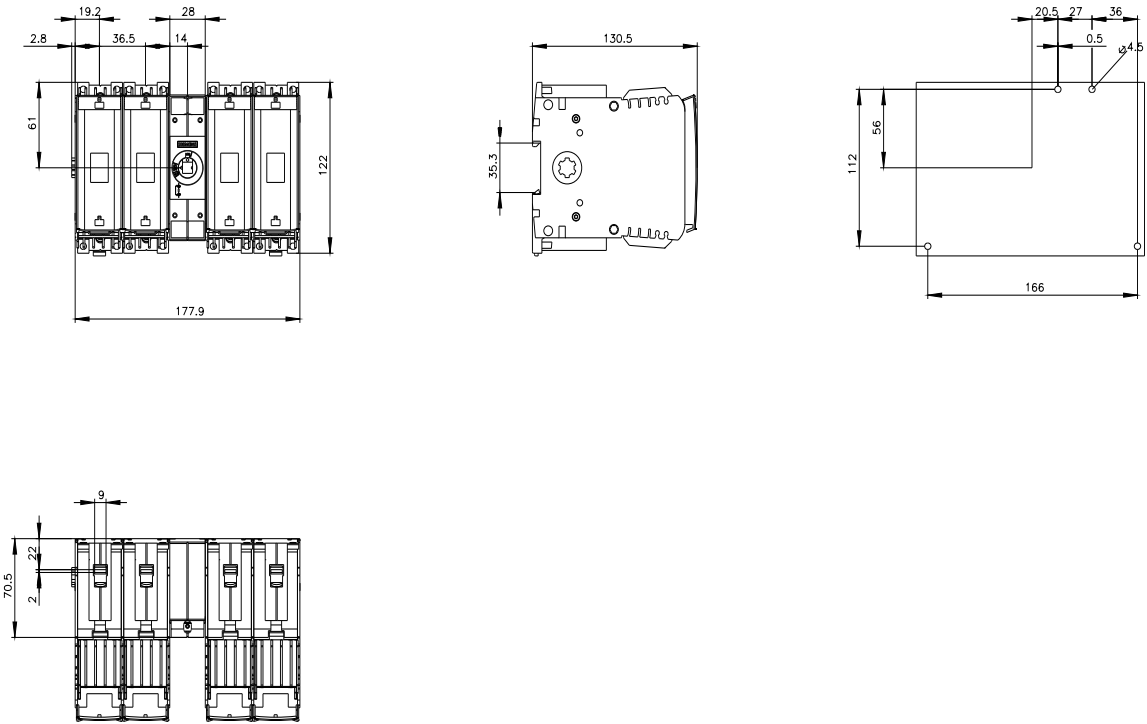
http://www.automation.siemens.com/bilddb/cax_en.aspx?mlfb=3KF1403-0MB11

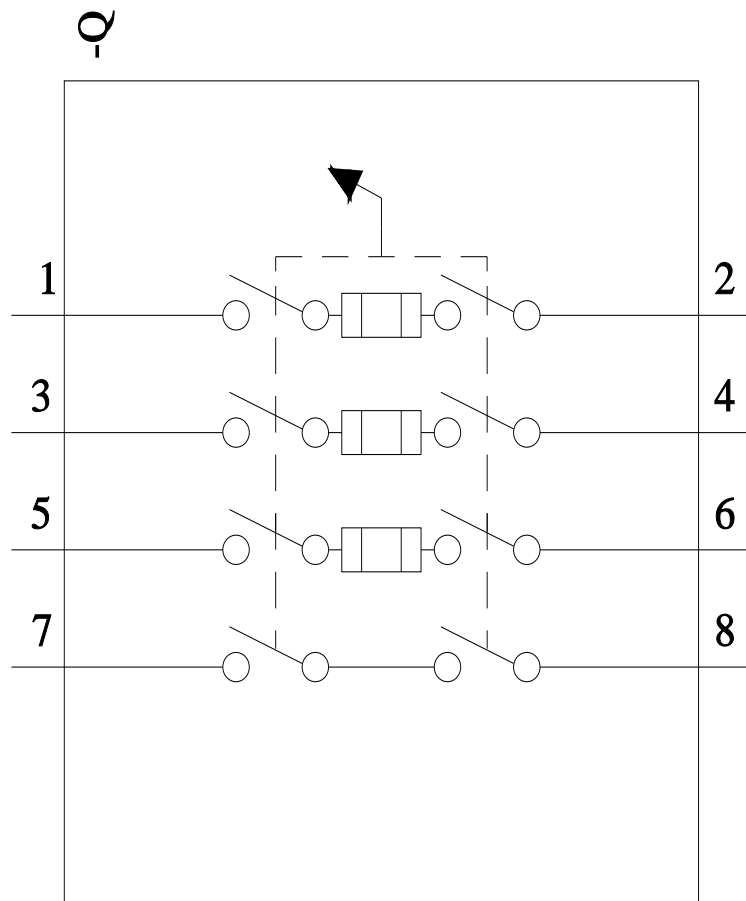
CAX-Online-Generator

<http://www.siemens.com/cax>

Tender specifications

<http://www.siemens.com/specifications>





last modified:

8/2/2022 

