

Datasheet

Spare 22w Fluorescent Tube for LA8095

RS Stock No.808-7049



Lightcraft Wide Lens Table Magnifier Lamp

A self standing 22W daylight lamp with a wide glass lens for excellent visibility of the workpiece. Also features a unique arm joint to get as close to the work piece as possible for those tricky, detailed jobs.

Energy saving 22W bulb for longer life and reduced costs

Low heat emission bulb and shadow free lighting for clear and comfortable working

Ergonomic design for easy handling and sturdy base and lens cap for two handed work




Large 7in lens with a 1.75x magnification and a built in clever 4x magnification

for close up views

With a 1.5m cable and self supporting design the Lightcraft Wide Lens magnifier

is ideal for mobile working and can quickly and easily be moved from power point to power point

Instruction Leaflet - For Magnifier Lamps

TECHNICAL SPECIFICATIONS			
DESCRIPTION	Slimline Fluorescent Magnifier Lamp	Classic Round Fluorescent Magnifier Lamp	Square Fluorescent Magnifier Lamp
RS PART NO.s	8087058	8087055	8087061
MANUFACTURER REF.s	LA8076RS/EUK	LA8074RS/EUK	LA8079RS/EUK
VOLTAGES AVAILABLE	220v & 240v, 50Hz	220v & 240v, 50Hz	220v & 240v, 50Hz
MAGNIFIER	125mm (5") diameter lens	125mm (5") diameter lens	190x160mm (7.5x6.2") lens
MAGNIFICATION	1.75x (3 dipotre)	1.75x (3 dipotre)	1.75x (3 dipotre)
SUN PROTECTOR CAP	YES - Removable	YES	YES
LIGHT TYPE	1 x 16w circular tube daylight fluorescent 8087052 (LA8076RS/T)	1 x 22w circular daylight fluorescent 137395 (LA8064RS/T)	1 x 28w circular tube daylight fluorescent 8087064 (LA8079RS/T)
CABLE LENGTH	1.5m	1.5m	1.5m
TABLE CLAMP/BASE	Table Clamp	Table Clamp	Table Clamp

HOW TO USE	HOW TO USE	HOW TO USE
1. Securely fasten the table clamp included to a solid horizontal surface with thicknesses between 12.5 - 62.5mm (0.5 - 2.5"). Ideal for household tables, study desks and work benches	1. Securely fasten the table clamp included to a solid horizontal surface with thicknesses between 12.5 - 62.5mm (0.5 - 2.5"). Ideal for household tables, study desks and work benches	1. Securely fasten the table clamp included to a solid horizontal surface with thicknesses between 12.5 - 62.5mm (0.5 - 2.5"). Ideal for household tables, study desks and work benches
2. Insert the stem of the lamp into the clamp hole	2. Insert the stem of the lamp into the clamp hole	2. Insert the stem of the lamp into the clamp hole
3. Insert the 220v or 240v plug into a conveniently located electrical socket	3. Insert the 220v or 240v plug into a conveniently located electrical socket	3. Insert the 220v or 240v plug into a conveniently located electrical socket
4. Switch the lamp on by using the on/off switch located on top of the head. The lamp is now ready to use.	4. Switch the lamp on by using the on/off switch located on top of the head. The lamp is now ready to use.	4. Switch the lamp on by using the on/off switch located on top of the head. The lamp is now ready to use.
5. Adjust your lamp head position to suit your need and tighten the locking nuts as required	5. Adjust your lamp head position to suit your need and tighten the locking nuts as required	5. Adjust your lamp head position to suit your need and tighten the locking nuts as required
CHANGING THE TUBE	CHANGING THE TUBE	CHANGING THE TUBE
1. Switch the lamp off and take the plug out of the electrical socket	1. Switch the lamp off and take the plug out of the electrical socket	1. Switch the lamp off and take the plug out of the electrical socket
2. Take the transparent tube protector cover off	2. Take the transparent tube protector cover off	2. Take the transparent tube protector cover off
3. Allow the tube to cool off and then remove carefully by unplugging	3. Allow the tube to cool off and then remove carefully by unplugging	3. Allow the tube to cool off and then remove carefully by unplugging
4. Replace with new tube and reposition the tube protector cover	4. Replace with new tube and reposition the tube protector cover	4. Replace with new tube and reposition the tube protector cover

IMPORTANT! - SAFETY INSTRUCTIONS

WARNING: When using electrical products, important safety precautions must be adhered to in order to reduce the risk of fire, electric shock and personal injury.

PLEASE READ THE FOLLOWING CAREFULLY:

- Indoor use only:
 - Room temperature from -20 to +40 degrees centigrade
 - Humidity: Less than or equal to 95%
- Do not expose the lamp to:
 - High temperatures
 - Water, steam or damp conditions
 - Corrosive, flammable liquids, or gaseous / explosive atmospheres
- Do not abuse the cord. Never carry the lamp by the cord or pull the cord to disconnect the lamp. Keep the cord away from heat, oil or sharp objects
- Disconnect your lamp when not in use and when changing tubes
- Never attempt to disassemble or repair the lamp, unless you are a qualified electrician
- CAUTION:** Never leave the magnifier lens unattended in direct sunlight or where light can shine through it - This constitutes a fire hazard!