

"WEATHERPROOF" Series

RECEPTACLES, PLUGS AND CABLE CONNECTING PLUGS

(100° C) 212° F


with 3 to 52 contacts

I.P. 65


Nickel plated finish

Contacts : silver plated

Male Plug



Female Plug



PART NUMBERS

MALE RECEPTACLES, FEMALE STRAIGHT PLUGS

Dimensions : (mm) in.

Shell size	Number of contact	Circular (2) flanged male receptacle	Square flanged male receptacle (page 5)	Female Straight Plug with small dia. cable-clamp	Cable dia. for cable-clamp		Female Straight Plug with large dia. cable-clamp	Cable dia. for cable-clamp	
					(mm) dia. mini	(mm) dia. maxi		(mm) dia. mini	(mm) dia. maxi
1	3	5367 530 06	0383 510 06	5324 010 06	(7) .276	(10) .394	5324 110 06	(9) .354	(12) .473
1	4	5367 540 06	0430 820 06	5324 020 06	(7) .276	(10) .394	5324 120 06	(9) .354	(12) .473
1	6	5367 560 06	0383 550 06	5324 030 06	(7) .276	(10) .394	5324 130 06	(9) .354	(12) .473
2	4 *	—	5337 630 06	—	—	—	⁽¹⁾ 5307 730 06	(12,5) .492	(17) .669
2	8	5367 580 06	0383 560 06	5324 040 06	(9) .354	(13,5) .531	5324 140 06	(12,5) .492	(17) .669
2	12	5367 620 06	0383 590 06	5324 050 06	(9) .354	(13,5) .531	5324 150 06	(12,5) .492	(17) .669
3	17	5361 170 06	0383 220 06	5324 060 06	(12,5) .492	(17) .669	5324 160 06	(16) .630	(23) .905
4	25	5361 250 06	0429 860 06	5324 070 06	(12,5) .492	(17) .669	5324 170 06	(16) .630	(23) .905
5	35	5361 350 06	0430 010 06	5324 080 06	(16) .630	(23) .905	5324 180 06	(22) .867	(32) 1.261
5	52	5337 060 06	5337 030 06	5307 130 06	(16) .630	(23) .905	5307 140 06	(22) .867	(32) 1.261

FEMALE RECEPTACLES, MALE STRAIGHT PLUGS

Dimensions : (mm) in.

Shell size	Number of contact	Circular flanged female receptacle	Square flanged female receptacle (page 6)	Male Straight Plug with small dia. cable-clamp	Cable dia. for cable-clamp		Male Straight Plug with large dia. cable-clamp	Cable dia. for cable-clamp	
					(mm) dia. mini	(mm) dia. maxi		(mm) dia. mini	(mm) dia. maxi
1	3	—	5366 030 06	5324 310 06	(7) .276	(10) .394	5324 410 06	(9) .354	(12) .473
1	4	—	5366 040 06	5324 320 06	(7) .276	(10) .394	5324 420 06	(9) .354	(12) .473
1	6	—	5366 060 06	5324 330 06	(7) .276	(10) .394	5324 430 06	(9) .354	(12) .473
2	4 *	—	⁽¹⁾ 5337 600 06	—	—	—	5307 700 06	(12,5) .492	(17) .669
2	8	—	5366 080 06	5324 340 06	(9) .354	(13,5) .531	5324 440 06	(12,5) .492	(17) .669
2	12	—	5366 120 06	5324 350 06	(9) .354	(13,5) .531	5324 450 06	(12,5) .492	(17) .669
3	17	—	5366 170 06	5324 360 06	(12,5) .492	(17) .669	5324 460 06	(16) .630	(23) .905
4	25	—	5366 250 06	5324 370 06	(12,5) .492	(17) .669	5324 470 06	(16) .630	(23) .905
5	35	—	5366 350 06	5324 380 06	(16) .630	(23) .905	5324 480 06	(22) .867	(32) 1.261
5	52	—	5337 000 06	5307 100 06	(16) .630	(23) .905	5307 110 06	(22) .867	(32) 1.261

* 4 contacts of (4 mm) .157 dia.

(1) The number 4 contact of these Female plug or receptacle, establishing an electrical liaison before the three other contacts and breaking it after they are uncoupled, can be used for earthing (grounding) purposes (Specification UTE C15-100).

(2) **Note** : Nut mounting receptacle, pin insert with 3 to 12 contacts (Refer to page 8).

Circular-flanged receptacle pin insert with 17 to 52 contacts (Refer to page 5).

"WEATHERPROOF" Series

PART NUMBERS

MALE CABLE CONNECTING PLUGS

Dimensions : (mm) in.

Shell size	Number of contact	Male cable connecting plug with small dia. cable-clamp	Cable dia. for cable-clamp		Female Straight Plug with small dia. cable-clamp (Page 20)	Male cable connecting plug with large dia. cable-clamp	Cable dia. for cable-clamp		Female Straight Plug with large dia. cable-clamp (Page 20)
			(mm) dia. mini	(mm) dia. maxi			(mm) dia. mini	(mm) dia. maxi	
1	3	5324 810 06	(7) .276	(10) .394	5324 010 06	5324 710 06	(9) .354	(12) .473	5324 110 06
1	4	5324 820 06	(7) .276	(10) .394	5324 020 06	5324 720 06	(9) .354	(12) .473	5324 120 06
1	6	5324 830 06	(7) .276	(10) .394	5324 030 06	5324 730 06	(9) .354	(12) .473	5324 130 06
2	4 *	-	-	-	-	5307 760 06	(12,5) .492	(17) .669	5307 730 06
2	8	5324 840 06	(9) .354	(13,5) .531	5324 040 06	5324 740 06	(12,5) .492	(17) .669	5324 140 06
2	12	5324 850 06	(9) .354	(13,5) .531	5324 050 06	5324 750 06	(12,5) .492	(17) .669	5324 150 06
3	17	5324 860 06	(12,5) .492	(17) .669	5324 060 06	5324 760 06	(16) .630	(23) .905	5324 160 06
4	25	5324 870 06	(12,5) .492	(17) .669	5324 070 06	5324 770 06	(16) .630	(23) .905	5324 170 06
5	35	5324 880 06	(16) .630	(23) .905	5324 080 06	5324 780 06	(22) .867	(32) 1.261	5324 180 06
5	52	5307 170 06	(16) .630	(23) .905	5307 130 06	5307 180 06	(22) .867	(32) 1.261	5307 140 06

* 4 contacts of (4 mm) .157 dia.

CONTACTS

Pin or socket contacts are fixed on the insulator and carry a **silver** plating finish.

CONTACT ARRANGEMENT : refer to page 3.

CONTACT TERMINATION

Contacts must be soldered on to the wire ends.

- (2 mm) .079 dia. - Max wire cross section area 1.34 (1.50) sq.mm - 16 AWG.
- (3 mm) .118 dia. - Max wire cross section area 3.39 sq.mm - 16 AWG.
- (4 mm) .157 dia. - Max wire cross section area 6. sq.mm - 16 AWG.

ELECTRICAL DATA

Refer to page 2.

OPERATING TEMPERATURE

(- 40° C to + 100° C) - 40° F to + 212° F [500 hours at (125° C) 257° F].

CONNECTOR COUPLING SYSTEM

Coupling of the plug by a knurled ring which screws on to the threaded shell of the receptacle.

Note : Rubber sealing grommets** are available for use with these different types of adaptor ; delivered with all connectors, their use is compulsory with plugs.

These plugs can be used with receptacles of the following series : "Hermetic" pages 11, 12, 13 and "Pressurized" page 8.

** Sealing grommets for a series of wires (Consult our sales Engineering office).

PROTECTIVE ACCESSORIES

Protection caps for receptacles plugs ; Fixing accessories for receptacles (screws and nuts) ; potting compound "CONEXIL" ; gaskets for receptacles (Refer to pages 31 to 34).

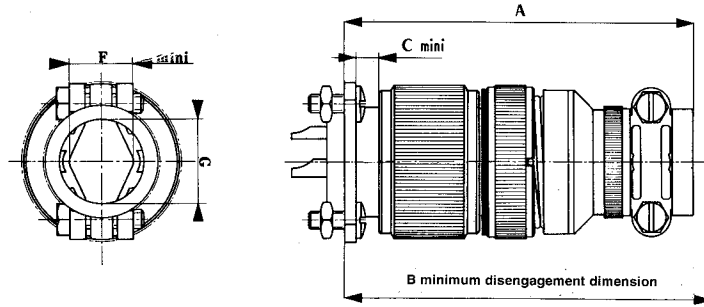
FEATURES - INSTALLATION - DIMENSIONS

Male or female receptacle (Refer to pages 5 and 6) - Male Circular flanged receptacle (Refer to pages 5, 6 and 8) - Dimensions : Plugs- Cable connecting Plugs (Refer to page 22).

DIMENSIONS for "WEATHERPROOF" Series

I.P. 65

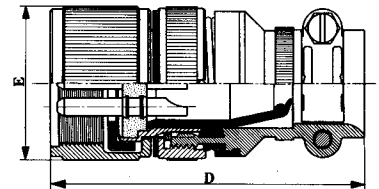
MATED ASSEMBLY



STRAIGHT PLUGS, MALE

Shell size	Number of contact	Dimensions : (mm) in.								Weight in gram	Type
		Mated assembly			Male Plug						
		A	B	C	D	E	F	G			
1	3-4-6	(58,5)2.30	(69,5)2.74	(4) .157	(52) 2.05	(31) 1.22	(7) .276	(10) .394	40	Small dia. cable-clamp	
2	8-12	(66,5)2.62	(77,5)3.05	(4) .157	(59,5)2.34	(39) 1.54	(9) .355	(13,5).532	75		
3	17	(76,5)3.01	(87) 3.43	(4) .157	(69,5)2.74	(51) 2.01	(12,5).492	(17) .670	130		
4	25	(81,5)3.21	(93) 3.66	(4) .157	(75,5)2.97	(58) 2.28	(12,5).492	(17) .670	175		
5	35-52	(87) 3.43	(96,5)3.80	(4) .157	(79) 3.11	(64) 2.52	(16) .630	(23) .906	220		
1	3-4-5	(60,5)2.38	(69,5)2.73	(4) .157	(53,5)2.11	(31) 1.22	(9) .355	(12) .473	45	Large dia. cable-clamp	
2	4-8-12	(68,5)2.70	(78,5)3.09	(4) .157	(61,5)2.42	(39) 1.54	(12,5).492	(17) .670	80		
3	17	(78,5)3.09	(90) 3.55	(4) .157	(72,5)2.86	(51) 2.01	(16) .630	(23) .906	140		
4	25	(87,5)3.45	(95,5)3.76	(4) .157	(78) 3.07	(58) 2.28	(16) .630	(23) .906	180		
5	35-52	(91) 3.58	(100,5) 3.96	(4) .157	(83) 3.27	(64) 2.52	(22) .867	(32) 1.26	235		

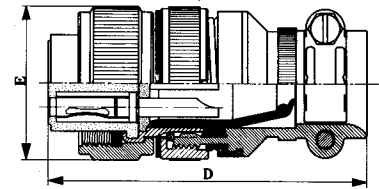
MALE PLUG



STRAIGHT PLUGS, FEMALE

Shell size	Number of contact	Dimensions : (mm) in.								Weight in gram	Type
		Mated assembly			Female Plug						
		A	B	C	D	E	F	G			
1	3-4-6	(55) 2.17	(67) 2.64	(4) .157	(52,5)2.07	(31) 1.22	(7) .276	(10) .394	41	Small dia. cable-clamp	
2	8-12	(61,5)2.42	(73,5)2.89	(4) .157	(59) 2.32	(39) 1.54	(9) .355	(13,5).532	72		
3	17	(70) 2.76	(81) 3.19	(4) .157	(66,5)2.62	(51) 2.01	(12,5).492	(17) .670	133		
4	25	(75) 2.95	(86) 3.39	(4) .157	(71,5)2.82	(58) 2.28	(12,5).492	(17) .670	173		
5	35-52	(77) 3.03	(88) 3.47	(4) .157	(73,5)2.89	(64) 2.52	(16) .630	(23) .906	221		
1	3-4-6	(56) 2.21	(68) 2.70	(4) .157	(53,5)2.11	(31) 1.22	(9) .355	(12) .473	44	Large dia. cable-clamp	
2	4-8-12	(63,5)2.50	(75,5)2.97	(4) .157	(61) 2.40	(39) 1.54	(12,5).492	(17) .670	74		
3	17	(73) 2.88	(84) 3.31	(4) .157	(69,5)2.74	(51) 2.01	(16) .630	(23) .907	141		
4	25	(79) 3.11	(90) 3.55	(4) .157	(75,5)2.97	(58) 2.28	(16) .630	(23) .907	184		
5	35-52	(81) 3.19	(92) 3.62	(4) .157	(77,5)3.05	(64) 2.52	(22) .867	(32) 1.26	240		

FEMALE PLUG



CABLE CONNECTING PLUGS, MALE

Shell size	Number of contact	Dimensions : (mm) in.				Weight in gram	Type
		Male cable connecting plug					
		D	E	F	G		
1	3-4-6	(53) 2.09	(25,5)1.00	(7) .276	(10) .394	53	Small dia. cable-clamp
2	8-12	(61) 2.40	(32,5)1.28	(9) .355	(13,5).532	81	
3	17	(69) 2.72	(43,5)1.71	(12,5).492	(17) .670	157	
4	25	(73) 2.88	(50) 1.97	(12,5).492	(17) .670	201	
5	35-52	(78,5)3.09	(56,5)2.23	(16) .630	(23) .906	254	
1	3-4-6	(54) 2.13	(25,5)1.00	(9) .355	(12) .473	56	Large dia. cable-clamp
2	4-8-12	(63) 2.48	(32,5)1.28	(12,5).492	(17) .670	84	
3	17	(72) 2.84	(43,5)1.71	(16) .630	(23) .906	167	
4	25	(77) 3.03	(50) 1.97	(16) .630	(23) .906	212	
5	35-52	(82,5)3.25	(58,5)2.30	(22) .867	(32) 1.26	283	

MALE CABLE CONNECTING PLUG

