

Base strip - EMSTBA 2,5/ 9-G-5,08 - 1880371

Please be informed that the data shown in this PDF Document is generated from our Online Catalog. Please find the complete data in the user's documentation. Our General Terms of Use for Downloads are valid (<http://phoenixcontact.com/download>)

Header, Nominal current: 12 A, Rated voltage (III/2): 320 V, Number of positions: 9, Pitch: 5.08 mm, Color: green, Contact surface: Tin, Mounting: Press-in




The figure shows a 10-position version of the product

Why buy this product

- Press-in tools available on request
- Pin strips with ERNI-PRESS flexible press-in zone
- Processing according to EN 60352-5



Key Commercial Data

Packing unit	50 pc
GTIN	 4 017918 185237
Weight per Piece (excluding packing)	4.07 g
Custom tariff number	85366990
Country of origin	Germany
Note	Made to Order (non-returnable)

Technical data

Dimensions

Length	12 mm
Pitch	5.08 mm
Dimension a	40.64 mm
Constructional height	9 mm
Length of the solder pin	4.2 mm
Pin dimensions	1,7 mm
Hole diameter	1.75 mm

General

Range of articles	EMSTBA 2,5/..-G
Insulating material group	IIIa

Base strip - EMSTBA 2,5/ 9-G-5,08 - 1880371

Technical data

General

Rated surge voltage (III/3)	4 kV
Rated surge voltage (III/2)	4 kV
Rated surge voltage (II/2)	4 kV
Rated voltage (III/3)	250 V
Rated voltage (III/2)	320 V
Rated voltage (II/2)	400 V
Connection in acc. with standard	EN-VDE
Nominal current I_N	12 A
Maximum load current	12 A
Insulating material	PBT
Flammability rating according to UL 94	V0
Color	green
Number of positions	9

Classifications

eCl@ss

eCl@ss 4.0	272607xx
eCl@ss 4.1	27260701
eCl@ss 5.0	27260701
eCl@ss 5.1	27260701
eCl@ss 6.0	27260704
eCl@ss 7.0	27440402
eCl@ss 8.0	27440402

ETIM

ETIM 3.0	EC001121
ETIM 4.0	EC002637
ETIM 5.0	EC002637

UNSPSC

UNSPSC 6.01	30211810
UNSPSC 7.0901	39121409
UNSPSC 11	39121409
UNSPSC 12.01	39121409
UNSPSC 13.2	39121409

Approvals

Approvals

Base strip - EMSTBA 2,5/ 9-G-5,08 - 1880371

Approvals


Approvals


VDE Gutachten mit Fertigungsüberwachung / IECCEB Scheme / CCA / EAC / cULus Recognized

Ex Approvals

Approvals submitted

Approval details

VDE Gutachten mit Fertigungsüberwachung 	
Nominal current IN	12 A
Nominal voltage UN	250 V

IECCEB Scheme 	
Nominal current IN	12 A
Nominal voltage UN	250 V

CCA	
Nominal current IN	12 A
Nominal voltage UN	250 V

EAC	
-----	--

cULus Recognized		
	B	D
Nominal current IN	15 A	10 A
Nominal voltage UN	300 V	300 V

Accessories

Accessories

Coding element

Base strip - EMSTBA 2,5/ 9-G-5,08 - 1880371

Accessories

Coding star - CR-MSTB - 1734401



Coding section, inserted into the recess in the header or the inverted plug, red insulating material

Filler plug

Accessories - MSTB-BL - 1755477



Keying cap, for forming sections, plugs onto header pin, green insulating material

Labeled terminal marker

Marker card - SK 5,08/3,8:FORTL.ZAHLEN - 0804293



Marker card, Card, white, labeled, Horizontal: Consecutive numbers 1 - 10, 11 - 20, etc. up to 91 - (99)100, Mounting type: Adhesive, for terminal block width: 5.08 mm, Lettering field: 5.08 x 3.8 mm

Mounting material

Assembly adapters - EMSTBVA 2,5-SS-1-5,08 - 1877216



Stamp set, consisting of an upper and lower stamp, upper stamp: 2 to 16-pos., lower stamp: 2 to 24-pos., pitch: 5.08 mm

Accessories - EMSTBVA 2,5-SS-2-5,08 - 1877229

Stamp set, consisting of an upper and lower stamp, upper stamp: 17 to 24-pos., lower stamp: 2 to 24-pos., pitch: 5.08 mm

Base strip - EMSTBA 2,5/ 9-G-5,08 - 1880371

Accessories

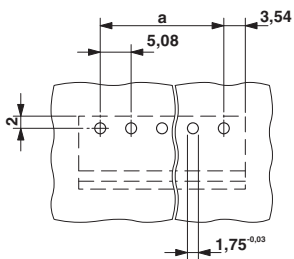
Accessories - EMSTB 2,5-SH - 1877203



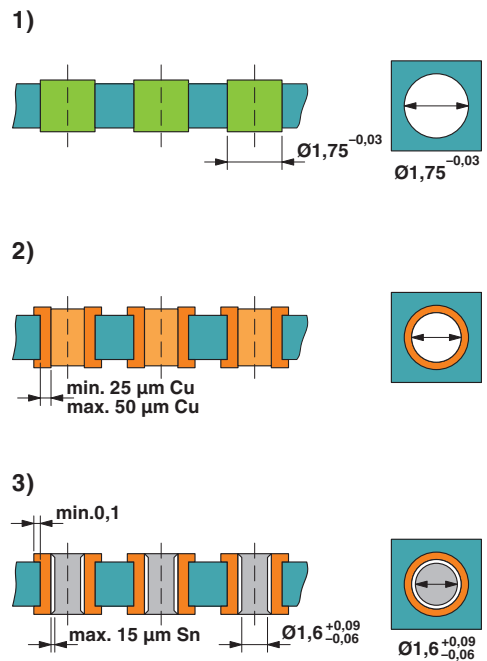
Stamp holder, for upper and lower stamp

Drawings

Drilling diagram



Drilling diagram



Drill hole layout in FR4 or EP-GC basic material

Dimensional drawing

