65315 SET CHIAVI A CRICCHETTO E SNODO

SERIE 6 PCS. CHIAVI DOPPIE A CRICCHETTO SNODATE
SERIES 6 DOUBLE END FLEXIBLE RATCHET WRENCHES

230 X 180 X 30 mm

6 pcs.

COD. 65315001

65210

8	10	12	13	14	17
1pc.	1pc.	1pc.	1pc.	1pc.	1pc.

65315 SET CHIAVI A CRICCHETTO E SNODO

SERIE 12 PCS. CHIAVI DOPPIE A CRICCHETTO SNODATE
SERIES 12 DOUBLE END FLEXIBLE RATCHET WRENCHES

250 X 250 X 30 mm

12 pcs.

COD. 65315002

65210

8	9	10	11	12	13
1pc.	1pc.	1pc.	1pc.	1pc.	1pc.
14	15	16	17	18	19
1pc.	1pc.	1pc.	1pc.	1pc.	1pc.

SCHEDE TECNICHE
TECHNICAL DATASHEETS

PHILLIPS®

A REGISTERED TRADEMARK OF PHILLIPS SCREW COMPANY

IN ACCORDO A NORME INTERNAZIONALI
IN ACCORDANCE WITH INTERNATIONAL STANDARDS

DIN 5260
ISO 8764

COPPIA DI TORSIONE SECONDO NORME
TIGHTENTING TORQUE IN ACCORDANCE WITH THE STANDARDS

DIN 5261*
ISO 8764*



1:1

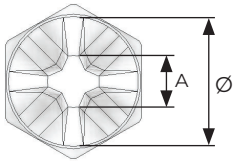

					Autofilettanti per metallo *Self-tapping for metal*			Autofilettanti per legno *Self-tapping for wood*			Metriche *Metrics*		
	A	Ø	Nm	Nm	ISO 7049 = DIN 7981	ISO 7050 = DIN 7982	ISO 7051 = DIN 7983	DIN 7996	DIN 7997	DIN 7995	ISO 7045 = DIN 7985	ISO 7046 = DIN 965	ISO 7047 = DIN 966
PH0	0,84	3	1,0	1,0	2,2	2,2	2,2	2,0	2,0	2,0	2,0	2,0	2,0
PH1	1,30	4,5	3,5	3,8	2,2 2,9	2,2 2,9	2,2 2,9	2,5 3,0	2,5 3,0	2,5 3,0	2,5 3,0	2,5 3,0	2,5 3,0
PH2	2,31	6	8,2	10,3	3,5 4,8	3,5 4,8	3,5 4,8	3,5 5,0	3,5 5,0	3,5 5,0	4,0 5,0	4,0 5,0	4,0 5,0
PH3	3,84	8	19,5	32,0	5,5 6,3	5,5 6,3	5,5 6,3	5,5 7,0	5,5 7,0	5,5 7,0	6,0	6,0	6,0
PH4	5,11	10	38,0	88,7	8,0 9,5	8,0 9,5	8,0 9,5	8,0	8,0	8,0	8,0 10,0	8,0 10,0	8,0 10,0

* LE NORME PREVEDONO CHE SOTTO IL VALORE DI COPPIA INDICATA IL PROFILO DELL'UTENSILE NON PRESENTI ALCUNA DEFORMAZIONE
** THE STANDARDS REQUIRE THAT THE TOOL PROFILE DOES NOT DEFORM UNDER THE INDICATED TORQUE VALUES*

SCHEDE TECNICHE
TECHNICAL DATASHEETS

POZIDRIV®

A REGISTERED TRADEMARK OF PHILLIPS SCREW COMPANY

IN ACCORDO A NORME INTERNAZIONALI
IN ACCORDANCE WITH INTERNATIONAL STANDARDS

DIN 5260
ISO 8764

COPPIA DI TORSIONE SECONDO NORME
TIGHTENTING TORQUE IN ACCORDANCE WITH THE STANDARDS

DIN 5261*
ISO 8764*



1:1

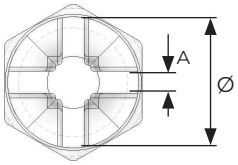

					Autofilettanti per metallo *Self-tapping for metal*			Autofilettanti per legno *Self-tapping for wood*			Metriche *Metrics*		
	A	Ø	Nm	Nm	ISO 7049 = DIN 7981	ISO 7050 = DIN 7982	ISO 7051 = DIN 7983	DIN 7996	DIN 7997	DIN 7995	ISO 7045 = DIN 7985	ISO 7046 = DIN 965	ISO 7047 = DIN 966
PZ0	0,45	3	1,0	1,0	2,2	2,2	2,2	2,0	2,0	2,0	2,0	2,0	2,0
PZ1	0,71	4,5	3,5	3,8	2,2 2,9	2,2 2,9	2,2 2,9	2,5 3,0	2,5 3,0	2,5 3,0	2,5 3,0	2,5 3,0	2,5 3,0
PZ2	1,00	6	8,2	10,3	3,5 4,8	3,5 4,8	3,5 4,8	3,5 5,0	3,5 5,0	3,5 5,0	4,0 5,0	4,0 5,0	4,0 5,0
PZ3	1,38	8	19,5	32,0	5,5 6,3	5,5 6,3	5,5 6,3	5,5 7,0	5,5 7,0	5,5 7,0	6,0	6,0	6,0
PZ4	2,10	10	38,0	88,7	8,0 9,5	8,0 9,5	8,0 9,5	8,0	8,0	8,0	8,0 10,0	8,0 10,0	8,0 10,0

* LE NORME PREVEDONO CHE SOTTO IL VALORE DI COPPIA INDICATA IL PROFILO DELL'UTENSILE NON PRESENTI ALCUNA DEFORMAZIONE
** THE STANDARDS REQUIRE THAT THE TOOL PROFILE DOES NOT DEFORM UNDER THE INDICATED TORQUE VALUES*

SCHEDE TECNICHE
TECHNICAL DATASHEETS

TORX®

A REGISTERED TRADEMARK OF ACCUMENT GLOBAL TECHNOLOGIES

IN ACCORDO A NORME INTERNAZIONALI
IN ACCORDANCE WITH INTERNATIONAL STANDARDS

TMD-702

COPPIA DI TORSIONE SECONDO NORME
TIGHTENTING TORQUE IN ACCORDANCE WITH THE STANDARDS

TMD-702*

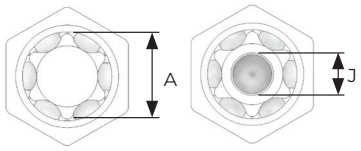

						Autofilettanti per metallo *Self-tapping for metal*			Autofilettanti per legno *Self-tapping for wood*			Metriche *Metrics*					
	A	J	Nm	Nm	Nm	ISO 7049 = DIN 7981	ISO 7050 = DIN 7982	ISO 7051 = DIN 7983	DIN 7996	DIN 7997	DIN 7995	ISO 7045 = DIN 7985	ISO 7046 = DIN 965	ISO 7047 = DIN 966	DIN 912 7984 6912	ISO 4762 = DIN 912	ISO 10642 = DIN 7991
TX03	1,12			0,25								1,2	1,4	1,4	1,2		
TX04	1,30			0,37													
TX05	1,37		0,43	0,51								1,4 1,6	1,8		1,4 1,6		
TX06	1,65		0,75	0,91		2,2	2,2					1,3 2,0	2,0		1,3 2,0		
TX07	1,97		1,4	1,7													
TX08	2,30	0,74	2,2	2,6	2,2	2,9	2,9	2,9				2,5	2,5	2,5		2,5	
TX09	2,48	0,81	2,8	3,4	2,9	2,9											
TX10	2,27	0,94	3,7	4,5	3,8	3,5	3,5	3,5	3,0	3,0		3,0	3,0	3,0	3,0	3,0	3,0
TX15	3,26	1,19	6,4	7,7	6,5	3,9	3,9	3,9	3,5	3,5		3,5	3,5	3,5	3,5		
TX20	3,84	1,57	10,5	12,7	10,8	4,2	4,2	4,2	4,0 4,5	4,0 4,5	4,5	4,0	4,0	4,0	4,0	4,0	4,0
TX25	4,40	1,96	15,9	19,0	16,1	4,8 5,5	4,8 5,5	4,8 5,5	4,5 6,0	4,5 5,0	4,5	5,0	5,0	5,0	4,0 5,0	5,0	5,0
TX27	4,96	2,21	22,5	26,9	22,9										4,3 5,0		
TX30	5,49	2,72	31,1	37,4	31,8	6,3	6,3	6,3	6,0	6,0		6,0	6,0	6,0	6,0	6,0	6,0
TX40	6,60	3,15	54,1	65,1	55,3	8,0				8,0 10,0		8,0	8,0	8,0	8,0		8,0
TX45	7,77	3,40	86,0	104,0	88,0											8,0	
TX50	8,79	3,73	132,0	159,0	135,0	10,0						10,0	10,0	10,0	10,0	10,0	10,0
TX55	11,17	4,75		257,0	218,0	12,0									12,0	12,0	
TX60	13,20	5,56		445,0	379,0										14,0	14,0	
TX70	15,49	6,73		701,0	596,0												

* PER QUESTO PROFILO I VALORI DI COPPIA INDICATI CORRISPONDONO AL VALORE MINIMO DI ROTTURA
** THE TORQUE VALUES INDICATED FOR THIS PROFILE CORRESPOND TO THE MINIMUM BREAKING VALUE*

SCHEDE TECNICHE
TECHNICAL DATASHEETS

TORX-PLUS®

TORX-PLUS® TAMPER RESISTANT

A REGISTERED TRADEMARK OF ACCUMENT GLOBAL TECHNOLOGIES

IN ACCORDO A NORME INTERNAZIONALI
IN ACCORDANCE WITH INTERNATIONAL STANDARDS

NMD-702
NMD-602

COPPIA DI TORSIONE SECONDO NORME
TIGHTENTING TORQUE IN ACCORDANCE WITH THE STANDARDS

NMD-702*
NMD-602*

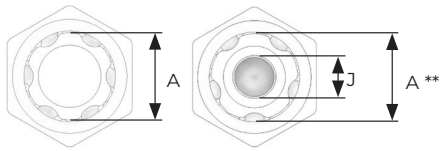

** DIAMETRO CIRCOSCRITTO · *** CIRCUMSCRIBED DIAMETER* ·

							Autofilettanti per metallo *Self-tapping for metal*			Metriche *Metrics*					
	A	Nm		A	J	Nm	ISO 7049 = DIN 7981	ISO 7050 = DIN 7982	ISO 7051 = DIN 7983	ISO 7045 = DIN 7985	ISO 7046 = DIN 965	ISO 7047 = DIN 966	DIN 912 7984 6912	ISO 4762 = DIN 912	ISO 10642 = DIN 7991
10IP	2,72	5,42	**10IPR**	2,72	0,91	4,3	3,5	3,5	2,9 3,5	3,0	3,0	3,0	3,0	3,0	5,0
15IP	3,25	9,62	**15IPR**	3,25	1,17	7,3	3,9	3,9	3,5 3,9	3,5	3,5 4,0	3,5			6,0
20IP	3,84	16,15	**20IPR**	3,84	1,55	11,9	4,2	4,2	4,2	4,0	4,0 5,0	4,0	4,0	4,0	6,0
25IP	4,39	23,50	**25IPR**	4,39	1,93	17,4	4,8 5,5	4,8 5,5	4,8 5,5	5,0	5,0 6,0	5,0	5,0	5,0	7,0 8,0
27IP	4,95	34,62	**27IPR**	4,95	2,18	25,1									8,0
30IP	5,49	47,18	**30IPR**	5,49	2,57	33,5	6,3	6,3	6,3	6,0	6,0	6,0	8,0	6,0	
40IP	6,60	82,08	**40IPR**	6,60	2,92	59,4			8,0		8,0	8,0	8,0	8,0	10,0

* PER QUESTO PROFILO I VALORI DI COPPIA INDICATI CORRISPONDONO AL VALORE MINIMO DI ROTTURA
** THE TORQUE VALUES INDICATED FOR THIS PROFILE CORRESPOND TO THE MINIMUM BREAKING VALUE*

SCHEDE TECNICHE
TECHNICAL DATASHEETS

ESAGONO

IN ACCORDO A NORME INTERNAZIONALI
IN ACCORDANCE WITH INTERNATIONAL STANDARDS

DIN 911
DIN 7426

COPPIA DI TORSIONE SECONDO NORME
TIGHTENTING TORQUE IN ACCORDANCE WITH THE STANDARDS

DIN 7426*
ISO 2936*

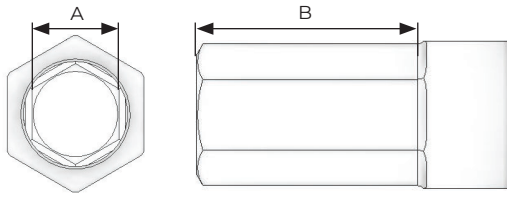

					Metriche *Metrics*				
⬡	A	B_{MIN}	Nm	Nm	DIN 7984	ISO 4762 = DIN 7984	ISO 10642 = DIN 7991	DIN 908	DIN 913 914 DIN 915 916
0,7	0,7	1,6	0,08						1,4 1,8
0,9	0,9	1,8	0,18						2,0
1,3	1,3	2,0	0,53			1,4			2,5
1,5	1,5	2,3	0,82	0,95		1,6 2,0			3,0
2,0	2,0	3,0	1,9	2,3	3,0	2,5	3,0		4,0
2,5	2,5	3,8	3,4	4,4	4,0	3,0	4,0		5,0
3,0	3,0	4,5	6,6	7,6	5,0	4,0	5,0		6,0
4,0	4,0	6,0	16,0	18,0	6,0	5,0	6,0		8,0
5,0	5,0	7,5	30,0	35,0	8,0	6,0	8,0	10,0	10,0
6,0	6,0	9,0	52,0	61,0		8,0	10,0	12,0 14,0	12,0 14,0
7,0	7,0	10,5	78,0	97,0	10,0				
8,0	8,0	12,0	120,0	140,0	12,0	10,0	12,0	16,0 18,0	16,0 18,0
10,0	10,0	16,0	220,0	280,0	14,0	12,0	14,0 16,0	20,0 22,0	20,0 22,0
12,0	12,0	18,0	370,0	480,0	16,0 18,0	14,0	18,0 20,0	24,0 26,0	24,0 26,0
14,0	14,0	25,0	590,0		20,0 22,0	16,0 18,0	22,0 24,0		

* LE NORME PREVEDONO CHE SOTTO IL VALORE DI COPPIA INDICATA IL PROFILO DELL'UTENSILE NON PRESENTI ALCUNA DEFORMAZIONE
** THE STANDARDS REQUIRE THAT THE TOOL PROFILE DOES NOT DEFORM UNDER THE INDICATED TORQUE VALUES*

SCHEDE TECNICHE
TECHNICAL DATASHEETS

TAGLIO

IN ACCORDO A NORME INTERNAZIONALI
IN ACCORDANCE WITH INTERNATIONAL STANDARDS

DIN-ISO 2380

COPPIA DI TORSIONE SECONDO NORME
TIGHTENTING TORQUE IN ACCORDANCE WITH THE STANDARDS

DIN-ISO 2380*

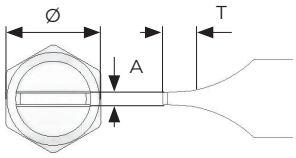

					Autofilettanti per metallo *Self-tapping for metal*			Autofilettanti per legno *Self-tapping for wood*			Metriche *Metrics*				
Ø	A	T	Nm	Nm	ISO 1481 = DIN 7971	ISO 1482 = DIN 7972	ISO 1483 = DIN 7973	DIN 96	DIN 97	DIN 95	ISO 1207 = DIN 84	ISO 1580 = DIN 85	ISO 2009 = DIN 963	ISO 2010 = DIN 964	ISO 4766 7435 = DIN 417-427
1,5	**0,30**	0,50		0,15											
1,8	**0,37**	0,50		0,28							1,2 1,4				
2,0	**0,40**	0,70	0,3	0,35				1,6	1,6				1,6		2,5 3,0
2,5	**0,40**	0,70	0,4	0,45				2,0		1,6	1,6 1,8			1,6	3,5
3,0	**0,50**	0,90	0,7	0,8		2,2	2,2		2,0	2,0	2,0		2,0	2,0	4,0
3,5	**0,60**	1,10	1,3	1,4	2,2			2,5	2,5	2,5	2,5		2,5	2,5	
4,0	**0,50**	0,90		1,1				2,0							
4,0	**0,80**	1,40	2,6	2,9	2,9	2,9	2,9	3,0 3,5	3,0 3,5	3,0 3,5	3,0	3,0	3,0 3,5	3,0 3,5	5,0 6,0
4,5	**0,60**	1,10		1,8	2,2			2,5			2,5				
5,0	**0,80**	1,40	3,2	3,6											
5,5	**0,80**	1,40	3,5	3,9				3,5		3,5	3,0	3,5	3,5	3,5	
5,5	**1,00**	1,80	5,5	6,2	3,5 3,9	3,5 3,9	3,5 3,9	4,0 4,5	4,0 4,5	4,0 4,5	3,5	3,5	4,0	4,0	
6,0	**1,00**	1,80		6,7											
6,5	**1,20**	2,20	9,4	10,5		4,2 4,8	4,2	5,0 5,5	5,0	5,0	4,0		5,0	5,0	8,0
7,0	**1,20**	2,20	10,0	11,3											
8,0	**1,20**	2,20	11,5	12,9	4,2		4,8		5,5	5,5	5,0	4,0			
8,0	**1,60**	2,90	20,5	22,9	4,8	5,5 6,3	5,5	6,0	6,0	6,0		5,0	6,0	6,0	10,0 12,0
10,0	**1,60**	2,90	25,6	28,7	5,5 6,3		6,3		7,0 8,0	7,0	6,0				14,0
13,0	**2,00**	3,60	52,0	58,0				8,0	10,0		8,0	8,0	8,0	8,0	16,0

* LE NORME PREVEDONO CHE SOTTO IL VALORE DI COPPIA INDICATA IL PROFILO DELL'UTENSILE NON PRESENTI ALCUNA DEFORMAZIONE
** THE STANDARDS REQUIRE THAT THE TOOL PROFILE DOES NOT DEFORM UNDER THE INDICATED TORQUE VALUES*

SCHEDE TECNICHE
TECHNICAL DATASHEETS

TORX®

A REGISTERED TRADEMARK OF ACCUMENT GLOBAL TECHNOLOGIES

IN ACCORDO A SPECIFICA ACCUMENT GLOBAL TECHNOLOGIES
IN ACCORDANCE WITH THE SPECIFICATIONS OF ACCUMENT GLOBAL TECHNOLOGIES



		Metriche *Metrics*	
	A	ISO 4014 - 4017 = DIN 931 - 933	ISO 8100 = DIN 6921
E5	4,72	4,0	
E6	5,69	5,0	4,0
E7	6,17		
E8	7,47	6,0 7,0	5,0
E10	9,37	8,0	6,0
E11	10,03		
E12	11,12	10,0 11,0	8,0
E14	12,85	12,0	10,0
E16	14,71		
E18	16,64	14,0	12,0
E20	18,41	16,0	14,0
E22	20,24		
E24	22,09	18,0 20,0	

SCHEDE TECNICHE
TECHNICAL DATASHEETS

ESAGONO

IN ACCORDO A NORME INTERNAZIONALI
IN ACCORDANCE WITH INTERNATIONAL STANDARDS

DIN 3129

COPPIA DI TORSIONE SECONDO NORME
TIGHTENTING TORQUE IN ACCORDANCE WITH THE STANDARDS

DIN-ISO 1711*

			Autofilettanti per metallo *Self-tapping for metal*	Autofilettanti per legno *Self-tapping for wood*	Metriche *Metrics*		
	Nm	Nm	ISO 1479 = DIN 7976	DIN 571	ISO 4014 4016 4017	ISO 4035 4036 = DIN 439	ISO 4032 4033 = DIN 934
4		10,4			2,0	2,0	2,0
4,5		12,6			2,3		
5	11,5	15,1	2,9		2,5	2,5	2,5
5,5	14,4	17,8	3,5		3,0	3,0	3,0
6	17,6	23,2			3,5	3,5	3,5
7	25,2	33,2	3,9 4,2	4,0	4,0	4,0	4,0
8*	34,5	94,1	4,8 5,5	5,0	5,0	5,0	5,0
9*	45,4	119,2					
10*	58,1	147,0	6,3	6,0	6,0	6,0	6,0
11*	72,7	178,0			7,0		7,0
12*	89,1	212,0		7,0			
13*	107,0	249,0	8,0	8,0	8,0	8,0	8,0
14*	128,0	288,0					

* VALUTARE ANCHE RESISTENZA ATTACCO
** ALSO EVALUATE ATTACHMENT RESISTANCE*

SCHEDE TECNICHE
TECHNICAL DATASHEETS

ATTACCHI MASCHIO STANDARD, APPLICAZIONI, RESISTENZE

STANDARD MALE ATTACHMENTS, APPLICATIONS, RESISTANCES

	A / B		APPLICAZIONE *APPLICATION*	STANDARDS	Nm
3mm	A=3mm			DIN 3126 Form A3	7,6
4mm C	A=4mm - 5/32”			DIN 3126 Form C4	18,0
5,5 mm	A=5,5mm			DIN 3126 Form A5,5	47,0
	B=VARIE			LTI	N.A.
7mm	B=7mm			LTI	N.A.
1/4" C	A=6,35mm - 1/4”			DIN 3126 Form C6,3	71,0
1/4" E	A=6,35mm - 1/4”			DIN 3126 Form E6,3	71,0
5/16" C	A=7,93mm - 5/16”			DIN 3126 Form C8	144,0
5/16"	A=7,93mm - 5/16”			FIAM-DESOUTTER	144,0
3/8" 10mm	A=9,52mm - 3/8”			AUTOMOTIVE	280,0
7/16" E	A=11,2mm - 7/16”			DIN 3126 Form E11,2	396,0
M4	B=M4x0,7			ISO 724 - DIN 13.1	7,0
M5	B=M5x0,8			ISO 724 - DIN 13.1	18,0
M6	B=M6x1			ISO 724 - DIN 13.1	25,0
UNF 10x32	B=10x32 UNF			ISO 724 - DIN 13.1	18,0
BSF 3/16x32	B=BSF 3/16x32 Whitworth			ISO 724 - DIN 13.1	18,0

SCHEDE TECNICHE
TECHNICAL DATASHEETS

ATTACCHI QUADRO STANDARD, APPLICAZIONI, RESISTENZE

STANDARD SQUARE ATTACHMENTS, APPLICATIONS, RESISTANCES

	A		APPLICAZIONE *APPLICATION*	STANDARDS	Nm
1/4"	A=6,35mm - 1/4"			DIN 3121 Form G6,3	68,6
3/8"	A=9,52mm - 3/8"			DIN 3121 Form G10	225,0
1/2"	A=12,70mm - 1/2"			DIN 3121 Form G12,5	569,0
3/4"	A=19,05mm -3/4"			DIN 3121 Form H20	1569,0
1"	A=25,40mm - 1"			DIN 3121 Form H25	2795,0
1-1/2"	A=38,10mm - 1-1/2"			DIN 3121 Form H40	

	A		APPLICAZIONE *APPLICATION*	STANDARS	Nm
1/4"	A=6,35mm - 1/4"			DIN 3121 Form G6,3	62,0
3/8"	A=9,52mm - 3/8"			DIN 3121 Form G10	202,0
1/2"	A=12,70mm - 1/2"			DIN 3121 Form G12,5	512,0
3/4"	A=19,05mm -3/4"			DIN 3121 Form D20	1412,0