




Connectors > PCB Connectors > PCB Headers & Receptacles



PCB Connector Type: **PCB Mount Header**

Connector System: **Board-to-Board**

Number of Positions: **7**

Number of Rows: **1**

Centerline (Pitch): **2.54 mm, 7.62 mm [.1 in, .3 in]**

Features

Product Type Features

Connector Shape	Rectangular
PCB Connector Type	PCB Mount Header
Connector System	Board-to-Board
Header Type	Fully Shrouded
Sealable	No
Connector & Contact Terminates To	Printed Circuit Board
Connector Product Type	Connector Assembly

Configuration Features

Number of Columns	7
Mating & Unmating Configuration	Normal
Number of Positions	7
Number of Rows	1
PCB Mount Orientation	Right Angle
Number of Power Positions	7



Electrical Characteristics

Operating Voltage	60 VDC, 300 VDC
-------------------	-----------------

Body Features

Primary Product Color	Black
-----------------------	-------

Contact Features

Contact Underplating Material	Nickel
Contact Underplating Material Thickness	1.27 µm[50 µin]
PCB Contact Termination Area Plating Material Thickness	2.54 – 5.08 µm[100 – 200 µin]
Contact Layout	Inline
Contact Base Material	Copper Alloy
Contact Mating Area Plating Material	Gold (Au)
Contact Type	Blade
Contact Current Rating (Max)	50 A
PCB Contact Termination Area Plating Material	Tin
Contact Mating Area Plating Material Thickness	.76 µm[30 µin]

Termination Features

Termination Post & Tail Length	3.43 mm[.135 in]
Termination Method to PCB	Through Hole - Solder

Mechanical Attachment

Mating Retention	Without
Mating Alignment Type	Polarization
Connector Mounting Type	Board Mount
Mating Alignment	With
PCB Mount Alignment	Without
PCB Mount Retention	Without

Housing Features

Centerline (Pitch)	2.54 mm, 7.62 mm [.1 in][.3 in]
Housing Material	High Temperature Thermoplastic Glass-Filled

Dimensions

Connector Width	23.62 mm[.93 in]
Connector Height	14.58 mm[.574 in]

Connector Length	64.52 mm[2.54 in]
PCB Thickness (Recommended)	2.11 – 2.62 mm[.083 – .103 in]

Usage Conditions

Operating Temperature (Max)	125 °C[257 °F]
Operating Temperature Range	-40 – 125 °C[-40 – 257 °F]

Operation/Application

Circuit Application	Power
---------------------	-------

Industry Standards

Glow Wire Rating	High Temperature Part - Not Glow Wire
UL Flammability Rating	UL 94V-0

Packaging Features

Packaging Quantity	33
Packaging Method	Package

Product Compliance

For compliance documentation, visit the product page on TE.com>

EU RoHS Directive 2011/65/EU	Compliant
EU ELV Directive 2000/53/EC	Compliant
China RoHS 2 Directive MIIT Order No 32, 2016	No Restricted Materials Above Threshold
EU REACH Regulation (EC) No. 1907/2006	Current ECHA Candidate List: JAN 2025 (247) Candidate List Declared Against: JAN 2025 (247) Does not contain REACH SVHC
Halogen Content	Not Low Halogen - contains Br or Cl > 900 ppm.
Solder Process Capability	Not reviewed for solder process capability


Product Compliance Disclaimer

This information is provided based on reasonable inquiry of our suppliers and represents our current actual knowledge based on the information they provided. This information is subject to change. The part numbers that TE has identified as EU RoHS compliant have a maximum concentration of 0.1% by weight in homogenous materials for lead, hexavalent chromium, mercury, PBB, PBDE, DBP, BBP, DEHP, DIBP, and 0.01% for cadmium, or qualify for an exemption to these limits as defined in the Annexes of Directive 2011/65/EU (RoHS2). Finished electrical and electronic equipment products will be CE marked as required by Directive 2011/65/EU. Components may not be CE marked. Additionally, the part numbers that TE has identified as EU ELV compliant have a maximum concentration of 0.1% by weight in homogenous materials for lead, hexavalent chromium, and mercury, and 0.01% for cadmium, or qualify for an exemption to these limits as defined in the Annexes of Directive 2000/53/EC (ELV). Regarding the REACH Regulation, the information TE provides




on SVHC in articles for this part number is based on the latest European Chemicals Agency (ECHA) ‘Guidance on requirements for substances in articles’ posted at this URL: <https://echa.europa.eu/guidance-documents/guidance-on-reach>

Also in the Series | MULTI-BEAM XLE



Board-to-Board Headers & Receptacles(97)




PCB Headers & Receptacles(97)



Rectangular Connector Housings(12)




Rectangular Power Connectors(106)




Standard Rectangular Connectors(12)


Customers Also Bought



TE Part #1SNA115407R1400
MB4/6.L3



TE Part #1SNK508411R0000
ZS4-SF1-T2



TE Part #1SNA115406R1300
MB4/6.L2



TE Part #5-146280-2
02 MODII HDR SRST B/A .100CL



TE Part #3-641219-2
02P MTA156 CONN ASSY 22AWG LF



TE Part #3-641219-3
03P MTA156 CONN ASSY 22AWG RED



TE Part #1410946-1
MULTI-GIG SOC. CAP SCREW,
CUSTOMIZED HDW



TE Part #1634202-1
PRGSA1-16F-BB000



Documents

Product Drawings

MBXLE R/A HDR 7ACP

English

CAD Files

3D PDF

3D

Customer View Model

ENG_CVM_CVM_6450833-7_C3.2d_dxf.zip

English

Customer View Model

ENG_CVM_CVM_6450833-7_C3.3d_igs.zip

English

Customer View Model

ENG_CVM_CVM_6450833-7_C3.3d_stp.zip

English

By downloading the CAD file I accept and agree to the [Terms and Conditions](#) of use.

Product Specifications

Application Specification

English