








Datasheet

RS PRO SF12 Panel Mount Connector



Technical Specifications:

Number of contact	2	3	4	5	6	7	9
Male contact face view							
Rated current (A)	13A	13A	5A	5A	5A	5A	3A
Contact diameter	∅ 1.6×2	∅ 1.6×3	∅ 1×4	∅ 1×5	∅ 1×6	∅ 1×7	∅ 0.7×9
Rated voltage(AC.V)	250V	250V	200V	180V	125V	125V	125V
Test voltage(AC.V)1 min	1500V	1500V	1500V	1000V	1000V	1000V	1000V
Contact resistance mΩ	2	2	5	5	5	5	10
Wire size mm ² /AWG	≤2/14	≤2/14	≤0.785/18	≤0.785/18	≤0.785/18	≤0.785/18	≤0.785/18

Product Details

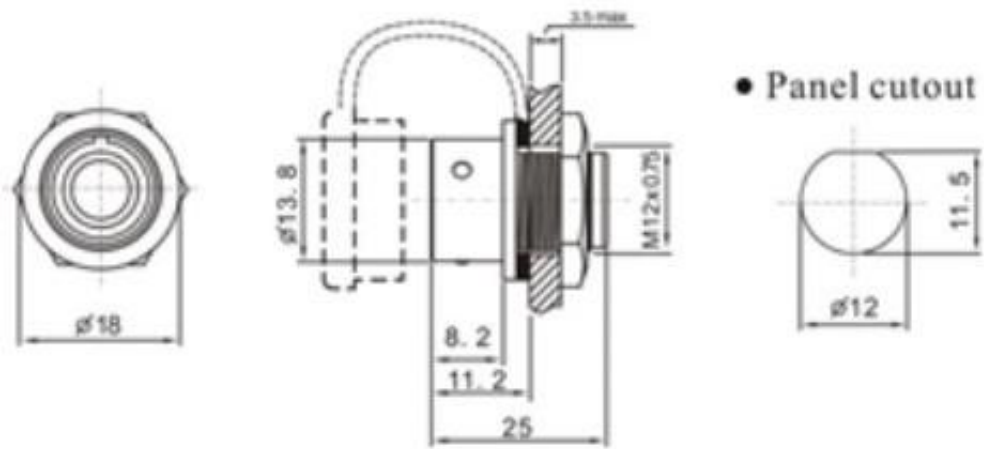
The RS Pro SF12 series is a range of precision waterproof connectors, which are sealed to IP67. Push-pull coupling enables speedy and reliable mating, and chrome-plated brass bodies combine robustness with an attractive finish. Versions are available for in-line cable to cable and for cable to panel connections. Plugs and receptacles are available with either male pins or female sockets. These products can be used for either data or power, and are ideal for use in medical, communications and test & measurement applications.

Features and Benefits

- Push-Pull Coupling
- IP67
- Chrome-plated
- 2-9 Poles
- Cable to Cable and Cable to Panel Connections



Dimensional line drawings



• Panel cutout

Quality Standards

