


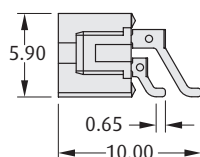
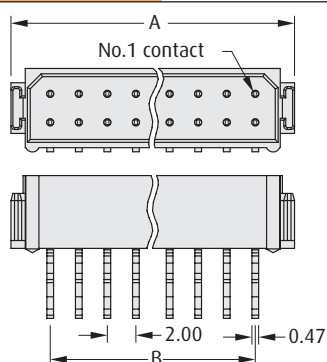
# Datamate Connectors

## Male Horizontal Surface Mount

- ❖ Contact [datamate@harwin.com](mailto:datamate@harwin.com) for tape & reel options.
- ❖ Strain relief straps M80-0030006 supplied with these connectors.
- ❖ Mates with female connectors shown on pages 18 to 20.
- ❖ Stamped contact ensures co-planarity.



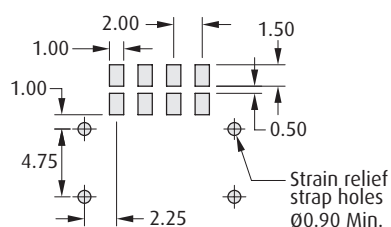
### UNLATCHED



Friction lock or latch (when fitted) adds 0.5mm to overall length 'A'

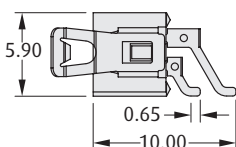
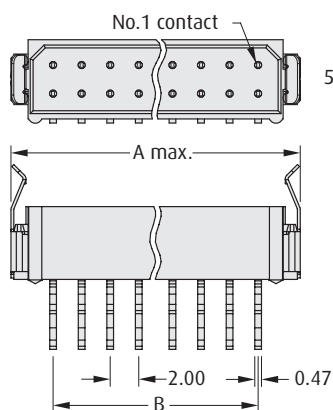
### CALCULATION

<b>A</b>	$B + 5.60$
<b>B</b>	Total No. of contacts - 2

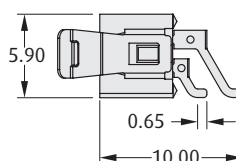
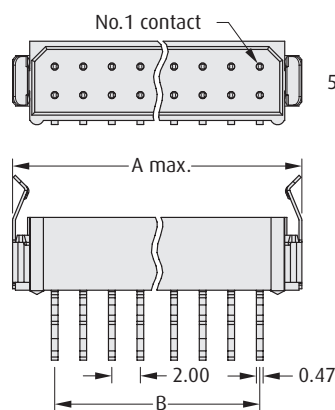


Recommended PC Board Pattern

### LATCHED



### WITH FRICTION LOCK



### HOW TO ORDER

**M80 - 66 X XX XX**

#### SERIES CODE

#### TYPE

<b>5</b>	Unlatched
<b>6</b>	Latched
<b>7</b>	Friction latched

#### TOTAL NO. OF CONTACTS

**04, 06, 08, 10, 12, 14, 16, 18, 20, 26, 34, 44**

#### FINISH

<b>22</b>	Gold + Tin/Lead	
<b>42</b>	Gold + Tin	

Strain relief straps are supplied with all horizontal connectors. There is no need to order separately. Straps are located at the end of each connector.

All dimensions in mm.

[www.harwin.com](http://www.harwin.com)

