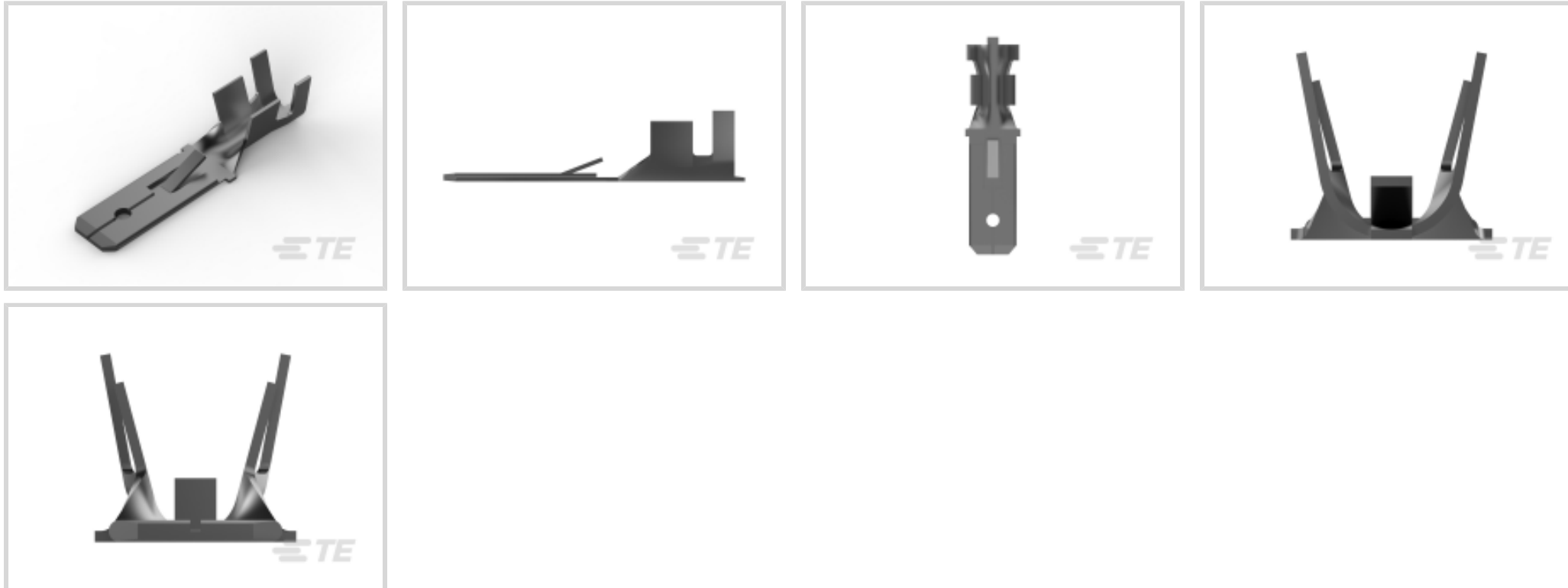




Terminals & Splices > Quick Disconnects



Quick Disconnect Terminal Type: **Tab**

Wire Size: **4 – 6 mm²**

Mating Tab Width: **6.35 mm [.25 in]**

Mating Tab Thickness: **.81 mm [.032 in]**

Features

Product Type Features

Insertion Force	Normal
-----------------	--------

Configuration Features

Compatible With Wire & Cable Type	Discrete Wire
Connection Capacity	Single

Electrical Characteristics

Voltage Rating	250 V
----------------	-------

Contact Features

Quick Disconnect Terminal Type	Tab
Mating Tab Width	6.35 mm [.25 in]
Mating Tab Thickness	.81 mm [.032 in]
Terminal Orientation	Straight
Contact Base Material	Phosphor Bronze
Terminal Plating Material	Tin
Crimp Type	F-Crimp



Barrel Type	Open
-------------	------

Termination Features

Product Terminates To	Wire & Cable
-----------------------	--------------

Mechanical Attachment

Locking Lance Height	1.5 mm
----------------------	--------

Wire Insulation Support	With
-------------------------	------

Mating Retention Type	Locking Lance
-----------------------	---------------

Dimensions

Product Length	30.1 mm[1.185 in]
----------------	-------------------

Compatible Insulation Diameter Range	3.4 – 5.2 mm[.134 – .201 in]
--------------------------------------	------------------------------

Terminal Material Thickness	.41 mm[.016 in]
-----------------------------	-----------------

Wire Size	4 – 6 mm ²
-----------	-----------------------

Usage Conditions

Insulation Option	Uninsulated
-------------------	-------------

Operating Temperature Range	-40 – 110 °C[-40 – 230 °F]
-----------------------------	----------------------------

Industry Standards

UL Flammability Rating	UL 94V-2
------------------------	----------

Packaging Features

Packaging Quantity	2500
--------------------	------

Packaging Method	Strip/Reel
------------------	------------

Product Compliance

[For compliance documentation, visit the product page on TE.com>](#)

EU RoHS Directive 2011/65/EU	Compliant
------------------------------	-----------

EU ELV Directive 2000/53/EC	Compliant
-----------------------------	-----------

China RoHS 2 Directive MIIT Order No 32, 2016	No Restricted Materials Above Threshold
---	---

EU REACH Regulation (EC) No. 1907/2006	Current ECHA Candidate List: JUNE 2025 (250) Candidate List Declared Against: JUNE 2025 (250) Does not contain REACH SVHC
--	---

Halogen Content	Low Halogen - Br, Cl, F < 900 ppm per homogenous material. Also BFR/CFR/PVC Free
-----------------	--



Solder Process Capability

Not applicable for solder process capability

Product Compliance Disclaimer

This information is provided based on reasonable inquiry of our suppliers and represents our current actual knowledge based on the information they provided. This information is subject to change. The part numbers that TE has identified as EU RoHS compliant have a maximum concentration of 0.1% by weight in homogenous materials for lead, hexavalent chromium, mercury, PBB, PBDE, DBP, BBP, DEHP, DIBP, and 0.01% for cadmium, or qualify for an exemption to these limits as defined in the Annexes of Directive 2011/65/EU (RoHS2). Finished electrical and electronic equipment products will be CE marked as required by Directive 2011/65/EU. Components may not be CE marked. Additionally, the part numbers that TE has identified as EU ELV compliant have a maximum concentration of 0.1% by weight in homogenous materials for lead, hexavalent chromium, and mercury, and 0.01% for cadmium, or qualify for an exemption to these limits as defined in the Annexes of Directive 2000/53/EC (ELV). Regarding the REACH Regulation, the information TE provides on SVHC in articles for this part number is based on the latest European Chemicals Agency (ECHA) 'Guidance on requirements for substances in articles' posted at this URL: <https://echa.europa.eu/guidance-documents/guidance-on-reach>

Compatible Parts




TE Part # 2150459-2
OCEAN_2.0_Applicator-E-160F210F-REA




KIT
REPRESENTATION ONLY

TE Part # 7-2150459-7
OCEAN_2.0_SPARE_PART_KIT-160F210F


Also in the Series | FASTIN-FASTON 250



Crimp Terminal Housings(192)



Insertion & Extraction Tools(2)



Quick Disconnects(217)

Customers Also Bought



TE Part #T4033014041-000
M8.FMLE.PNLFRONT.4POS.STR



TE Part #151325-1
FF 250 REC HSG 11P NYLON NAT



TE Part #160655-6
FF 110 REC 20-15 AWG TPBR



TE Part #280756-2
FF 375 REC 3-6MM2 TPBR



Documents

Product Drawings

[FF 250 TAB 4-6MM2 TPPB](#)

CAD Files

[3D PDF](#)

[3D](#)

Customer View Model

[ENG_CVM_CVM_280080-4_Z.2d_dxf.zip](#)

English

Customer View Model

[ENG_CVM_CVM_280080-4_Z.3d_igs.zip](#)

English

Customer View Model

[ENG_CVM_CVM_280080-4_Z.3d_stp.zip](#)

English

By downloading the CAD file I accept and agree to the [Terms and Conditions](#) of use.

Product Specifications

[Application Specification](#)

English