

RECESSED HIGH FREQUENCY MODULAR & FLUORESCENT FITTINGS

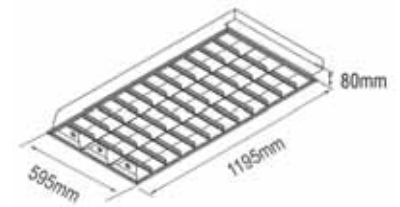
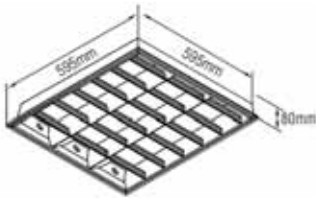


- Input:**
- AC230V/50-60Hz
- Lamp:**
- 4x18W
- Control Gear:**
- H.F.Electronic
- Standard Configuration:**
- CAT2 Louvre
 - Built-in Electronic Ballasts
 - Suitable for standard 600 x 600mm grid

4X18W MODULAR FITTINGS	
Code	Description
MRB418HF	4x18W T8
MRB418EMHF	4x18W T8 Emergency Version
Info:	Lamps not included. Requires 4x2ft 18W T8 Tubes
Box Quantity	1 Price List Page No. 36

4X36W MODULAR FITTINGS	
Code	Description
MRA436HF	4x36W T8
MRA436EMHF	4x36W T8 Emergency Version
Info:	Lamps not included. Requires 4x4ft 36W T8 Tubes
Box Quantity	1 Price List Page No. 36

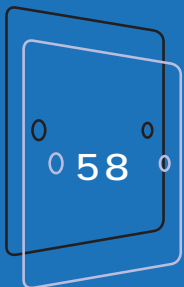
- Input:**
- AC230V/50-60Hz
- Lamp:**
- 4x36W
- Control Gear:**
- H.F.Electronic
- Standard Configuration:**
- CAT2 Louvre
 - Built-in Electronic Ballasts
 - Suitable for standard 600 x 1200mm grid



Type approved by



High Frequency Modular & Fluorescent Fittings



RECESSED HIGH FREQUENCY MODULAR & FLUORESCENT FITTINGS

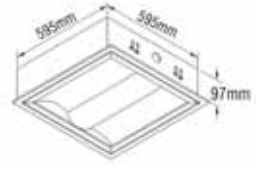

NOTE: ALL LIGHTING PRODUCTS ARE INDIVIDUALLY BOXED. LAMPS ARE NOT INCLUDED IN ANY OF OUR PRODUCTS UNLESS OTHERWISE STATED

4X14W MODULAR FITTINGS	
Code	Description
MRC414HF	4x14W T5
MRC414EMHF	4x14W T5 Emergency Version
Info:	Lamps not included. Requires 4x14W T5 Tubes (T514) See page 46
Box Quantity	1
Price List Page No.	36



- Input:**
- AC230V/50-60Hz
- Lamp:**
- 4x14W
- Control Gear:**
- H.F.Electronic
- Standard Configuration:**
- CAT2 Louvre
 - Built-in Electronic Ballasts
 - Suitable for standard 600 x 600mm grid

- Input:**
- AC230V/50-60Hz
- Lamp:**
- 55W PL
- Control Gear:**
- H.F.Electronic
- Standard Configuration:**
- Direct / Indirect
 - Perforated Panel
 - Built-in Electronic Ballasts
 - Suitable for standard 600 x 600mm grid

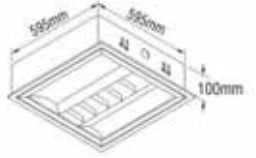


2X55W MODULAR FITTINGS	
Code	Description
MRD255PLHF	2x55W PL
MRD255PLEMHF	2x55W PL Emergency Version
Info:	Lamps not included. Requires 2x55W 4-Pin PL Tubes (PL55W4P) See page 47.
Box Quantity	1
Price List Page No.	36

HIGH FREQUENCY FLUORESCENT FITTINGS

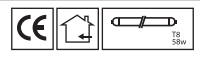


- Input:**
- AC230V/50-60Hz
- Lamp:**
- 55W PL
- Control Gear:**
- H.F.Electronic
- Standard Configuration:**
- Direct/Indirect
 - CAT2 Louvre
 - Built-in Electronic Ballasts
 - Suitable for standard 600 x 600mm grid



2X55W MODULAR FITTINGS	
Code	Description
MRE255PLHF	2x55W PL
MRE255PLEMHF	2x55W PL Emergency Version
Info:	Lamps not included. Requires 2x55W 4-Pin PL Tubes (PL55W4P) See page ??
Box Quantity	1
Price List Page No.	36

SURFACE MOUNTED FLUORESCENT FITTINGS	
Code	Description
5FTFLW	2 x 58W 5FT Fluorescent Fitting - White
5FTFLG	2 x 58W 5FT Fluorescent Fitting - Grey
Info:	Requires 2 x 58W T8 Fluorescent Tubes Lux Levels: 510Lux at 1m 250Lux at 1.5m Standard louvre (Not CAT2). Can be surfaced mounted or suspended by chain (not supplied)
Box QTY	1
Price List Page No.	36



NOTE: ALL TECHNICAL INFORMATION IS TO BE USED AS A GUIDELINE ONLY

