





SIRIUS 3RV Accessories

Auxiliary contacts, signalling contacts, auxiliary releases, isolator modules, sealing devices					
	Description	Version	For MSP size	Catalog No	Price \$
	Auxiliary Contact Blocks				
Plug in contact block 1 block per MSP mountable at the front	1 SPDT contact, NO/NC 1 NO + 1 NC 1 SPDT contact NO/NC electronic contact		ALL	3RV1901-1D 3RV1901-1E 3RV1901-1G	20. 24. 75.
	Side mount auxiliary contact with screw connection 1 Side mount auxiliary contact per MSP mountable on the left-hand side	1 NO + 1 NC 2 NO 2 NC 2 NO + 2 NC	ALL	3RV1901-1A 3RV1901-1B 3RV1901-1C 3RV1901-1J	24.
	Side mount auxiliary contact with Cage Clamp connection 1 side mount auxiliary contact per MSP mountable on the left-hand side	1 NO + 1 NC 2 NO 2 NC	ALL	3RV1901-2A 3RV1901-2B 3RV1901-2C	26.
	Signalling Contact Block				
Signalling Contact 1 Signalling Contact per MSP mountable on the left-hand side. Can also be fitted together with side mount auxiliary contact.	1NO + 1NC for any trip + 1NO + 1NC for short circuit trip only.		3RV102, 3, 4	3RV1921-1M	40.
	Auxiliary Releases				
Undervoltage release 1 undervoltage release per MSP mountable on the right-hand side. Cannot be fitted together with shunt trip.	AC 50Hz 110V 230V 400V 415V	AC 60Hz 120V 208V 240V 480V	ALL	3RV1902-1AF0 3RV1902-1AM1 3RV1902-1AP0 3RV1902-1AV0 3RV1902-1AV1	62.
Undervoltage release with early make contact 1 undervoltage release per MSP mountable at the right-hand side. Cannot be fitted together with shunt trip.	AC 50Hz 230V 400V 415V	AC 60Hz 240V 480V	3RV101	3RV1912-1CP0 3RV1912-1CV0 3RV1912-1CV1	78.
Undervoltage release with shunt trip. 1 undervoltage release per MSP mountable at the right-hand side. Cannot be fitted together with shunt trip.	AC 50Hz 230V 400V 415V	AC 60Hz 240V 480V	3RV102, 3, 4	3RV1922-1CP0 3RV1922-1CV0 3RV1922-1CV1	78.
Shunt trip 1 shunt trip per MSP mountable at the right-hand side. Cannot be fitted together with undervoltage release.	AC 50Hz/60Hz [Ⓞ] 20–24V 90–110V 210–240V 350–415V 500V	DC [Ⓞ] 20–70V 70–190V 190–330V 330–500V —	ALL	3RV1902-1DB0 3RV1902-1DF0 3RV1902-1DPO 3RV1902-1DV0 3RV1902-1DS0	62.
	Cover				
Terminal cover for box terminals, ea.	Additional touch guard to be fitted at the box terminals		3RV103 3RV104	3RT1936-4EA2 3RT1946-4EA2	7. 9.
Terminal cover for cable lug and busbar connection, ea.	For protection against accidental fingertouch when box terminals are removed		3RV104	3RT1946-4EA1	14.
	Isolator modules				
Isolator module for MSP size 3RV102	Visible isolation between MSP and the power supply, lockable in isolating position		3RV102	3RV1928-1A	65.
Isolator module for MSP size 3RV103			3RV103	3RV1938-1A	120.
	Sealing device				
Adjustment Dial covers	For sealing the FLA adjustment dial (10 covers per bag. Catalog No. and price for 1 bag)		ALL	3RV1908-0P	20.
Front mount auxiliary cover Qty 10	For sealing the front mount auxiliary opening.		ALL	3RV1901-0H	50.
For 3RV102 to 3RV104 MSP's					
Thru-the-door operators , Type 12 Rated IP65. Rotary operating mechanism, lockable with up to 3 padlocks in the OFF position. Includes extension shaft and connecting element for the MSP.	With Black Handle	130 mm depth		3RV1926-0B	98.
		330 mm depth with supporting bracket		3RV1926-0K	116.
	With Red Handle and Yellow Background	130 mm depth		3RV1926-0C	98.
		330 mm depth with supporting bracket		3RV1926-0L	116.

Ⓞ100% on time
Ⓞ5 sec. max. on time

Connecting and Mounting Accessories for 3RV MSP's and 3RT Contactors							
Illustration	Description	Version	For MSP Type	For Contactor Type	Catalog No	Price \$	Package Qty
 <p>3RA1911-1A</p>	Link Modules For electrically and mechanically connecting 3RT contactors to the load side of a 3RV MSP.	Contactor Control Voltage AC and DC	3RV101	3RT101	3RA1911-1A	10.00	1
		AC and DC	3RV102	3RT101	3RA1921-1D	14.00	1
		AC	3RV102	3RT102	3RA1921-1A	15.00	1
		AC	3RV103	3RT103	3RA1931-1A	30.00	1
		AC	3RV104	3RT104	3RA1941-1A	40.00	1
		DC	3RV102	3RT102	3RA1921-1B	15.00	1
		DC	3RV103	3RT103	3RA1931-1B	35.00	1
		DC	3RV104	3RT104	3RA1941-1B	40.00	1
 <p>3RV101 and 3RT101 with 3RA1911-2E</p>	Link Module for Cage Clamp connection For electrical connecting between MSP and contactor		3RV101	3RT101	3RA1911-2A	33.00	1
		Link Module for Cage Clamp connection with mechanical fixing For mechanical fixing and electrical connecting between MSP and contactor	3RV101	3RT101	3RA1911-2E	63.00	1
	Adaptor Plate for DIN rail mounting of 3RV & 3RT Contactors Used in conjunction with link modules to provide DIN rail and screw panel mountable assemblies		3RV101	3RT101	3RA1922-1A	25.00	1
			3RV102	3RT102			
			3RV103	3RT103	3RA1932-1A	30.00	1
			3RV104	3RT104	3RA1942-1A	40.00	1
	Assembly Kit for DIN rail mounting of 3RV & 3RT Reversing Contactors Used in conjunction with connecting modules to provide DIN rail and screw panel mountable assemblies	Kit consists of: Reversing wiring harness kit, Adaptor plates for DIN rail and side module (Link Modules & mechanical interlocks must be ordered separately.)	3RV102	3RT102	3RA1923-1B	80.00	1
			3RV103	3RT103	3RA1933-1B	125.00	1
			3RV104	3RT104	3RA1943-1B	170.00	1
	Side Module 10mm width Extension for Adaptor plates, 96mm long	2 pieces are needed for 3RV103 & 3RV104	ALL	ALL	3RA1902-1B	50.00	10
	Fast Clips For fastening 2 or more adaptor plates together. 2 required per pair of adaptor plates	—	—	—	FBC20	7.70 ^①	20

4





①Discount Code: FASTBUS



Motor Starter Protector (MSP)

Selection

SIRIUS 3RV Accessories

Power Wiring Accessories for Multiple Motor Applications					
Illustration	Description	Version	For MSP Type	Catalog No	Price \$
 3RV1915-1AB	Line Side Feeders for 3RV's without side mount accessories	For 2 MSP's, 45 mm spacing, 63A	3RV101 or 3RV102	3RV1915-1AB ^①	20.
		For 3 MSP's, 45 mm spacing, 63A	3RV101 or 3RV102	3RV1915-1BB ^①	23.
		For 4 MSP's, 45 mm spacing, 63A	3RV101 or 3RV102	3RV1915-1CB ^①	27.
		For 5 MSP's, 45 mm spacing, 63A	3RV101 or 3RV102	3RV1915-1DB ^①	34.
		For 2 MSP's, 55 mm spacing, 100A	3RV103	3RV1935-1A	34.
		For 3 MSP's, 55 mm spacing, 100A	3RV103	3RV1935-1B	40.
 3RV1915-1CB	Line Side Feeders for 3RV's with side mount accessories	For 2 MSP's, 55 mm spacing, 63A	3RV101 or 3RV102	3RV1915-2AB ^①	20.
		For 3 MSP's, 55 mm spacing, 63A	3RV101 or 3RV102	3RV1915-2BB ^①	23.
		For 4 MSP's, 55 mm spacing, 63A	3RV101 or 3RV102	3RV1915-2CB ^①	27.
		For 5 MSP's, 55 mm spacing, 63A	3RV101 or 3RV102	3RV1915-2DB ^①	34.
		For 2 MSP's, 63 mm spacing, 63A	3RV101 or 3RV102	3RV1915-3AB ^①	20.
		For 4 MSP's, 63 mm spacing, 63A	3RV101 or 3RV102	3RV1915-3CB ^①	27.
		For 2 MSP's, 75 mm spacing, 100A	3RV103	3RV1935-3A	39.
		For 3 MSP's, 75 mm spacing, 100A	3RV103	3RV1935-3B	40.
 3RV1915-1BA	Line Side Feeder Connector for connecting a 3RV101 and a 3RV102 without side mount accessories	For 2 MSP's, 45mm spacing, 63A	3RV101 and 3RV102	3RV1915-5DB	20.
		3-phase busbars for Cage Clamp connection includes 2 holders, modular spacing 45 mm or more. Terminal blocks can be used for feeding in. Rated current (supply side): 16 A	For 3 MSP's	3RV101	3RV1915-1BA
 3RV1915-5A	Feeder Lugs for use with Line Side Feeders. Connection from ABOVE	For 4 MSP's	3RV101	3RV1915-1CA	34.
		Rated 63A, Max wire of 6 AWG	3RV101	3RV1915-5A	22.
		Rated 63A, Max wire of 4 AWG	3RV102	3RV1925-5AB	26.
		Rated 100A, 1 conductor - 14 to 1 AWG 2 conductor - 14 to 2 AWG	3RV103	3RV1935-5A	33.
Feeder Lugs for use with Line Side Feeders. Connection from BELOW	Rated 63A, Max wire of 6 AWG	3RV101 or 3RV102	3RV1915-5B	28.	
	Covers for Line Side Feeder Stabs Touch-safe guard for unused spaces	3RV101 or 3RV102	3RV1915-6AB	5.	
		3RV103	3RV1935-6A	7.	

①When using to connect 3RV101 to 3RV102, a line side feeder connector (catalog no 3RV1915-5DB) is required.