

Features

- Maximum operating pressure is 35 bar.
- Operating temperature range -20°C to +100°C.
- Material: Brass Nickel-Plated Finish
- Single Shut Off (One side is with valve)
- Euro Profile DN5
- Mini Series
- Flow 560 l/min
- Panel Mount Hose Tail
- Compatible with:
PARKER - RECTUS 21, 90
CAMOZZI MINI SERIE
LEGRIS 9200

RS PRO Pneumatic Quick Connect Coupling

RS Stock No.: 0325434



RS PRO is the own brand of RS. The RS PRO Seal of Approval is your assurance of professional quality, a guarantee that every part is rigorously tested, inspected, and audited against demanding standards. Making RS PRO the Smart Choice for our customers.

Product Description

RS PRO Series 21 Quick Connect Couplings

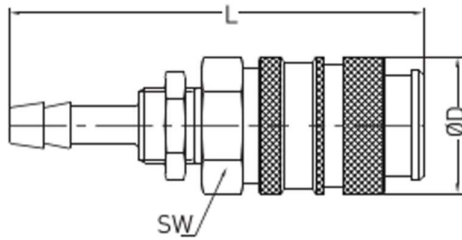
Pneumatic quick-connect coupling connectors are found across industry in pneumatic systems as diverse as robotic assembly lines and other equipment.

- Maximum operating pressure is 35 bar.
- Operating temperature range -20°C to +100°C.
- Material: Brass Nickel-Plated Finish
- Single Shut Off (One side is with valve)
- Euro Profile DN5
- Mini Series
- Flow 560 l/min
- Compatible with:
PARKER - RECTUS 21, 90
CAMOZZI MINI SERIE
LEGRIS 9200

Specifications

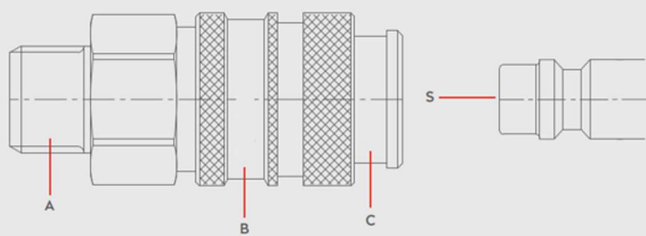
Manufacturer Series	021
Coupling Type	Quick Connect Coupling Socket
Connection Standard	DN 5 Euro Profile Mini Series
Connection Standard Compatible With	PARKER-RECTUS 21 & 90; CAMOZZI MINI SERIES; LEGRIS 9200
Minimum Operating Temperature	-20°C
Maximum Operating Temperature	+100°C
Maximum Operating Pressure	35bar
Flow	560 l/min
Flow Direction & Sealing	Self-sealing coupling
Material	Brass
Finish	Nickel Plated
Connection Type	Hose Barb
Thread Size	M12
Thread Standard	Metric
Thread Gender	N/A
Coupling Gender	Female
Threaded Connection	Metric M12
Seal material	Nitrile Rubber
Hose Barb Connection	5 mm

Specifications



Dimensions (mm)		
SW	L	ØD
14	61	16.3

Materials



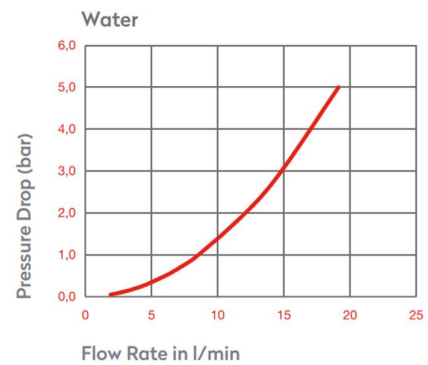
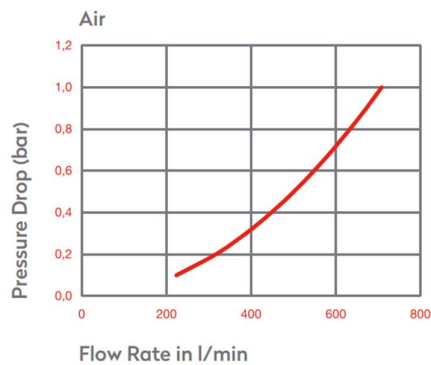
Material Code

A = Brass Nickel Plated

B = Brass Nickel Plated

C = Brass Nickel Plated

S = Brass Nickel Plated



Series 21 Quick Connect Couplings



0 - 35 bar
(0-508 PSI)



-20° to +100°C (NBR)
-4° to +212°F

Shut Off
Type



OM 178 - 00765
OM 200 - 00450

FLOW

560 lt/min

DN

5 mm