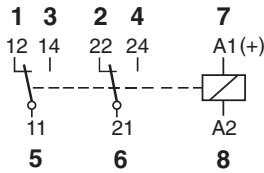


Relay compatible with sockets:

S7-M, S7-L, S7-P, S7-PO, S7-PI



C7-A20E

General purpose
Two pole

10 A 250 V AC1 0.5 A 110 V DC1
10 A 30 V DC1 0.2 A 220 V DC1

Contacts

Materials: Standard, code 0 AgNi
Optional, code 8 AgNi + 10µ Au
Optional, code 9 AgNi + 0.2µ Au

Max. switching current 10 A
Max. peak inrush current (20 ms) 30 A
Max. switching voltage 250 V
Max. AC load (Table 1) 2.5 KVA
Max. DC load (Table 2)

Table 1 Electrical Life, ops. x 10⁶

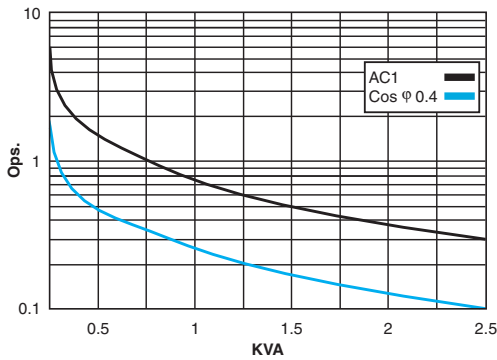
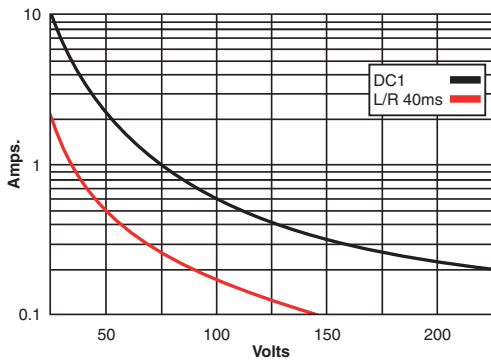
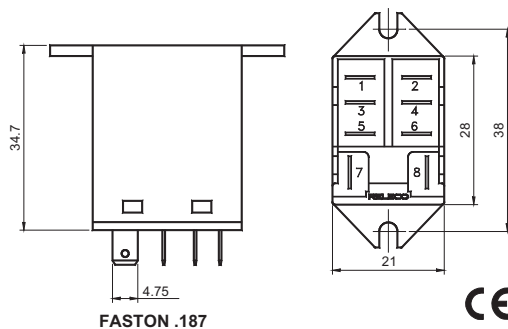


Table 2 Max. DC Load



Dimensions - mm



Coils (Ohms ±10% @ 20°C)

Pull-in voltage ≤0.8 x U_n
Drop-out voltage ≥0.1 x U_n
Nominal coil power 1.2 VA (AC)/1 W (DC)

VAC	Ω	mA	VDC	Ω	mA
24	174	50	12	148	85
48	686	25	24	594	43
115	4K3	10.4	48	2K3	21
230	18K6	5.2	110	11K4	11

Insulation

Dielectric strength (1 minute): Open contacts 1,000 V
Between adjacent poles 2.5 KV
Between contacts and coil 2.5 KV
Isolation resistance at 500 V ≥3 GΩ
Isolation, IEC 61810-5: 2.5 KV/3

Specifications

Operate time + bounce time 16 ms
Release time + bounce time 8 ms
Ambient temperature -40°C (no ice) to +70°C
Mechanical life ops. 10 Mill. AC, 20 Mill. DC relays
Electrical life at nominal load ≥100,000 ops.
Operating frequency at nominal load 1,200/hour
Protection degree IP 40/RT1
Weight avg. 43 g

Standard Types

AC 50 Hz, (60 Hz): 24, 48, 115, (120), 230, (240)
C7-A20E.....VAC

DC 12, 24, 48, 110
C7-A20E.....VDC