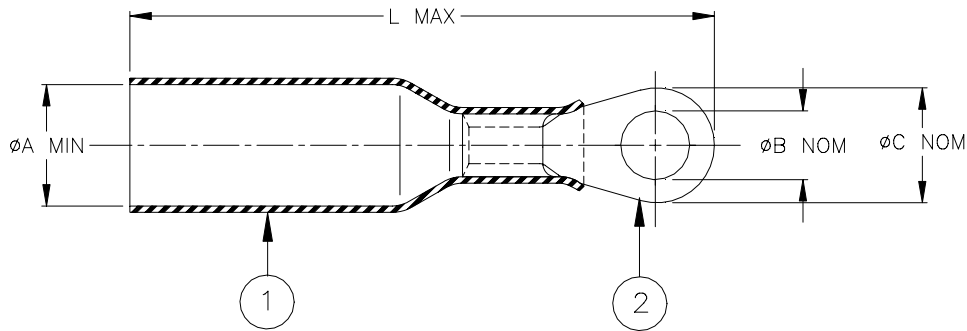


CUSTOMER DRAWING



Product Name	Product Dimensions				Wire Dimensions			
	ØA min	ØB nom	ØC nom	L max	Color (1)	Conductor mm ² (AWG)	ØG	
							min	max
B-106-1401	4.0 [0.160]	4.3 [0.170]	8.0 [0.315]	32.0 [1.260]	Red	0.5 - 1.0 (AWG 22-18)	1.4 [0.055]	4.0 [0.160]
B-106-1501		5.3 [0.210]	10.0 [0.395]	34.0 [1.340]				
B-106-1601		6.5 [0.255]	10.0 [0.395]	36.0 [1.420]				
B-106-1801		8.4 [0.330]	14.0 [0.550]	39.0 [1.535]				
B-106-1991		10.5 [0.415]	18.0 [0.710]	43.0 [1.695]				
B-106-1402	4.6 [0.180]	4.3 [0.170]	8.0 [0.315]	33.0 [1.300]	Blue	1.5 - 2.5 (AWG 16-14)	2.0 [0.080]	4.6 [0.180]
B-106-1502		5.3 [0.210]	10.0 [0.395]	33.0 [1.300]				
B-106-1502-S		5.3 [0.210]	8.0 [0.315]	32.0 [1.260]				
B-106-1602		6.5 [0.255]	11.0 [0.435]	36.5 [1.440]				
B-106-1802		8.4 [0.330]	14.0 [0.550]	40.0 [1.575]				
B-106-1992		10.5 [0.415]	18.0 [0.710]	44.0 [1.735]				
B-106-1403	6.5 [0.255]	4.3 [0.170]	8.0 [0.315]	38.0 [1.495]	Yellow	3.0 - 6.0 (AWG 12-10)	2.8 [0.110]	6.5 [0.255]
B-106-1503		5.3 [0.210]	10.0 [0.395]	40.0 [1.575]				
B-106-1603		6.5 [0.255]	11.0 [0.435]	41.5 [1.635]				
B-106-1803		8.4 [0.330]	14.0 [0.550]	45.0 [1.770]				
B-106-1993		10.5 [0.415]	18.0 [0.710]	47.0 [1.850]				

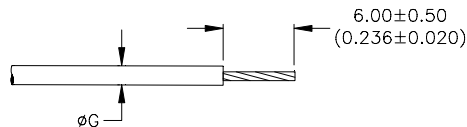
MATERIALS


1. INSULATION SLEEVE: Heat-shrinkable, transparent color (1), radiation cross-linked modified polyamide with thermoplastic adhesive coating inside.
2. RING TERMINAL: Tin plated copper alloy.

APPLICATION

1. These controlled crimp devices are designed to terminate a tin plated or bare copper stranded wire having an insulation rated for at least 75°C to a ring terminal. It will provide a splash proof and strain relief connection.
UL listed wire connection 91J4.
2. Temperature range: -55°C to +125°C.
3. For application tooling and installation, see RPIP-684-00.

For best results, prepare the wire as shown:



 Tyco Electronics		300 Constitution Dr Menlo Park, CA 94025, U.S.A.	TITLE: DURASEAL RING TERMINAL		
Unless otherwise specified dimensions are in millimeters. [Inches dimensions are shown in brackets]		Raychem Devices	DOCUMENT NO.: B-106-1XXX		
TOLERANCES: 0.00 N/A 0.0 N/A 0 N/A	ANGLES: N/A ROUGHNESS IN MICRON	Tyco Electronics reserves the right to amend this drawing at any time. Users should evaluate the suitability of the product for their application.	REV: B	DATE: February 25, 2009	
REVISED BY: UNGUYEN	CAGE CODE: 06090		SCALE: NTS	SIZE: A	SHEET: 1 of 1

© 2006-2009 Tyco Electronics Corporation. All rights reserved.

If this document is printed it becomes uncontrolled. Check for the latest revision.