

Features

- Bayonet Coupling
- IP67
- 2-10 Poles
- Plug & Socket Set
- Cable to Cable Connections

RS PRO SY17 In-Line Cable Mount Connector Pair

RS Stock No.:

0304436
0304437
0304439
0304441
0304442
0304443
0304445
0304446



Image for representational purposes only









RS PRO is the own brand of RS. The RS PRO Seal of Approval is your assurance of professional quality, a guarantee that every part is rigorously tested, inspected, and audited against demanding. Making RS PRO the Smart Choice for our customers.

The RS Pro SY17 series is a range of lightweight but robust waterproof connectors, which are sealed to IP67. Bayonet style coupling ensures a secure connection between the included SY1710 and SY1711, even in the harshest environments. Plugs and receptacles are available with either male pins or female sockets. This pair of products are ideal for use in outdoor applications where a secure, waterproof connection is required. Updated shell offering an improved seal, which increases reliability and durability.

## General Specifications

Housing Material	PC, Nylon66, Fire Resistance: V-0
Size	SY17
Cable outer diameter range	6-10mm
Body Orientation	Straight
Colour	Black
Temperature Range	-40~ +85°C
Mounting Type	In-Line Cable Mount
Mating Cycle	500
Application	Outdoor Lighting, LED Screens, Outdoor Security Cameras, and Industrial Control Systems.

## Solder Contact Options

Number of contact	2	3	4	4B	5	7	9	10
Male contact face view								

## Electrical Specifications

RS Article Number (Set)	0304437		0304439		0304441		0304442	
RS Article Number (Individual)	SY1710/P2-1N-B-NPC	SY1711C/S2-1C-B-NP	SY1710/P3-1N-B-NPC	SY1711C/S3-1C-B-NP	SY1710/P4-1N-B-NPC	SY1711C/S4-1C-B-NP	SY1710/P4 B-1N-BNPC	SY1711C/S4B-1C-BNP
Specification	2 Pin	2 Pin	3 Pin	3 Pin	4 Pin	4 Pin	4 Pin (B)	4 Pin (B)
Rated Current (A)	10	10	10	10	5	5	15	15
Contact Diameter (Ø mm)	1.5	1.5	1.5	1.5	1	1	2	2
Rated Voltage (AC.V)	500	500	500	500	500	500	500	500
Test Voltage (AV.V) 1 min	1500	1500	1500	1500	1500	1500	1500	1500
Contact Resistance (m Ω)	2.5	2.5	2.5	2.5	5	5	2.5	2.5
Wire Size (mm² / AWG)	≤2/14	≤2/14	≤2/14	≤2/14	≤0.75/18	≤0.75/18	≤2/14	≤2/14
Gender	Male	Female	Male	Female	Male	Female	Male	Female
Shell Type	Plug	Receptacle	Plug	Receptacle	Plug	Receptacle	Plug	Receptacle
Termination	Solder	Solder	Solder	Solder	Solder	Solder	Solder	Solder

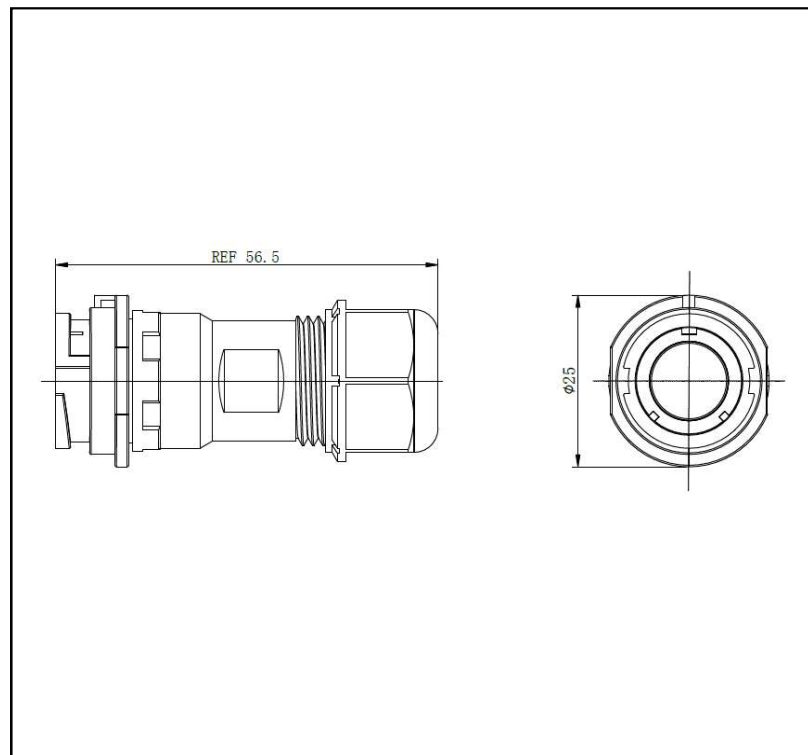
## Electrical Specifications

RS Article Number (Set)	0304443		0304445		0304446		0304436	
RS Article Number (Individual)	SY1710/P5 -1N-B-NPC	SY1711C/ S5-1C-B-NP	SY1710/P7 -1N-B-NPC	SY1711C/ S7-1C-B-NP	SY1710/P9 -1N-B-NPC	SY1711C/ S9-1C-B-NP	SY1710/P1 0-1N-B-NPC	SY1711C/ S10-1C-B-NP
Specification	5 Pin	5 Pin	7 Pin	7 Pin	9 Pin	9 Pin	10 Pin	10 Pin
Rated Current (A)	5	5	5	5	5	5	5	5
Contact Diameter (Ø mm)	1	1	1	1	1	1	1	1
Rated Voltage (AC.V)	500	500	400	400	400	400	400	400
Test Voltage (AV.V) 1 min	1500	1500	1200	1200	1200	1200	1200	1200
Contact Resistance (m Ω)	5	5	5	5	5	5	5	5
Wire Size (mm² / AWG)	≤0.75/18	≤0.75/18	≤0.75/18	≤0.75/18	≤0.75/18	≤0.75/18	≤0.75/18	≤0.75/18
Gender	Male	Female	Male	Female	Male	Female	Male	Female
Shell Type	Plug	Receptacle	Plug	Receptacle	Plug	Receptacle	Plug	Receptacle
Termination	Solder	Solder	Solder	Solder	Solder	Solder	Solder	Solder

## Protection Category

IP Rating	IP67
-----------	------

## Dimensional Line Drawings



Connection Diagrams / Assembly Diagrams / Illustrations / Accessories