

# R75 Series Single Metallized Polypropylene Film, Radial, DC and Pulse Applications (Automotive Grade)

## Overview

The R75 Series is constructed of metallized polypropylene film with radial leads of tinned wire. The radial leads are electrically welded to the metal layer on the ends of the capacitor winding. The capacitor is encapsulated in a self-extinguishing solvent resistant plastic case with thermosetting resin material meeting the UL 94V-0 requirements. Two different winding constructions are used depending on voltage parameters and lead spacing. Please see the Performance Characteristics for more information.


Automotive grade devices are available (up to lead spacing 22.5 mm) and meet the demanding Automotive Electronics Council's AEC-Q200 qualification requirements.

## Applications

Typical applications include deflection circuits in televisions (S-correction), resonant capacitor in electronic ballast and compact lamp, power factor correction and coupling capacitor in switched mode power supply (SMPS), timing and oscillator circuits. Not suitable for across-the-line application (see Suppressor Capacitors).

## Benefits

- Voltage range: 160 – 2,000 VDC
- Capacitance range: 220 pF – 33  $\mu$ F
- Lead Spacing: 7.5 – 37.5 mm
- Capacitance tolerance:  $\pm$ 5%,  $\pm$ 10%,  $\pm$ 20%
- Climatic category: 55/105/56 IEC 60068-1
- Operating temperature range of -55°C to +105°C
- RoHS compliance and lead-free terminations
- Tape and reel packaging in accordance with IEC 60286-2
- Self-healing
- Automotive (AEC-Q200) grades available up to lead spacing 22.5mm



## Part Number System

R75	P	N	2820	AA	30	K
Series	Rated Voltage (VDC)	Lead Spacing (mm)	Capacitance Code (pF)	Lead and Packaging Code	Internal Use	Capacitance Tolerance
Metallized Polypropylene	G = 160 I = 250 M = 400 P = 630 Q = 1,000 R = 1,250 T = 1,600 U = 2,000	D = 7.5 F = 10 I = 15 N = 22.5 R = 27.5 W = 37.5	Digits 2 – 4 indicate the first three digits of the capacitance value. First digit indicates the number of zeros to be added.	See Ordering Options Table	00 10 30 40 50 60 70 80	J = $\pm$ 5% K = $\pm$ 10% M = $\pm$ 20%

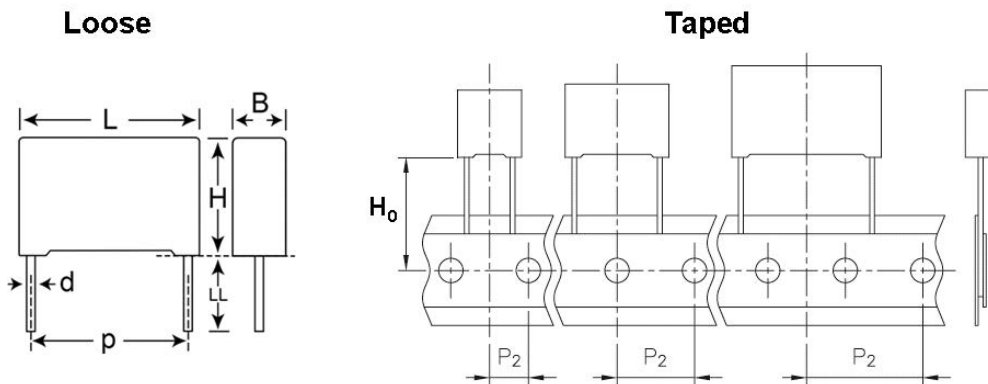
## Ordering Options Table

Lead Spacing Nominal (mm)	Type of Leads and Packaging	Lead Length (mm)	Lead and Packaging Code	
7.5	<b>Standard Lead and Packaging Options</b>			
	Bulk (Bag) – Short Leads	4 +2/-0	AA	
	Ammo Pack	$H_0 = 18.5 \pm 0.5$	DQ	
	<b>Other Lead and Packaging Options</b>			
	Tape & Reel (Standard Reel)	$H_0 = 18.5 \pm 0.5$	CK	
	Bulk (Bag)–Short Leads	2.7 +0.5/-0	JA	
	Bulk (Bag)–Short Leads	3.5 +0.5/-0	JB	
	Bulk (Bag)–Short Leads	10 +/- 1	JC	
	Bulk (Bag)–Short Leads	4.0 +0.5/-0	JE	
	Bulk (Bag)–Short Leads	3.2 +0.3/-0.2	JH	
	Bulk (Bag)–Long Leads	18 +1/-1	JM	
	Bulk (Bag)–Long Leads	17 +1/-2	Z3	
	Bulk (Bag)–Long Leads	30 +5/-0	40	
Bulk (Bag)–Long Leads	25 +2/-1	50		
10	<b>Standard Lead and Packaging Options</b>			
	Bulk (Bag) – Short Leads	4 +2/-0	AA	
	Ammo Pack	$H_0 = 18.5 \pm 0.5$	DQ	
	<b>Other Lead and Packaging Options</b>			
	Tape & Reel (Standard Reel)	$H_0 = 18.5 \pm 0.5$	GY	
	Tape & Reel (Large Reel)	$H_0 = 18.5 \pm 0.5$	CK	
	15	Bulk (Bag)–Short Leads	2.7 +0.5/-0	JA
		Bulk (Bag)–Short Leads	3.5 +0.5/-0	JB
	22.5	Bulk (Bag)–Short Leads	10 +/- 1	JC
		Bulk (Bag)–Short Leads	4.0 +0.5/-0	JE
		Bulk (Bag)–Short Leads	3.2 +0.3/-0.2	JH
		Bulk (Bag)–Long Leads	18 +1/-1	JM
		Bulk (Bag)–Long Leads	30 +5/-0	40
Bulk (Bag)–Long Leads		25 +2/-1	50	
27.5		<b>Standard Lead and Packaging Options</b>		
	Bulk (Bag)–Short Leads	4 +2/-0	AA	
	<b>Other Lead and Packaging Options</b>			
	Tape & Reel (Large Reel)	$H_0 = 18.5 \pm 0.5$	CK	
	Bulk (Bag)–Short Leads	3.5 +0.5/-0	JB	
	Bulk (Bag)–Short Leads	4.0 +0.5/-0	JE	
	Bulk (Bag)–Short Leads	3.2 +0.3/-0.2	JH	
	Bulk (Bag)–Long Leads	30 +5/-0	40	
Bulk (Bag) – Long Leads	25 +2/-1	50		

## Ordering Options Table cont'd

Lead Spacing Nominal (mm)	Type of Leads and Packaging	Lead Length (mm)	Lead and Packaging Code
37.5	<b>Standard Lead and Packaging Options</b>		
	Bulk (Tray) – Straight Leads	4 +2/-0	AA
	<b>Other Lead and Packaging Options</b>		
	Bulk (Bag)–Short Leads	3.5 +0.5/-0	JB
	Bulk (Bag)–Short Leads	4.0 +0.5/-0	JE
	Bulk (Bag)–Short Leads	3.2 +0.3/-0.2	JH
	Bulk (Bag)–Long Leads	30 +5/-0	40
Bulk (Bag) – Long Leads	25 +2/-1	50	

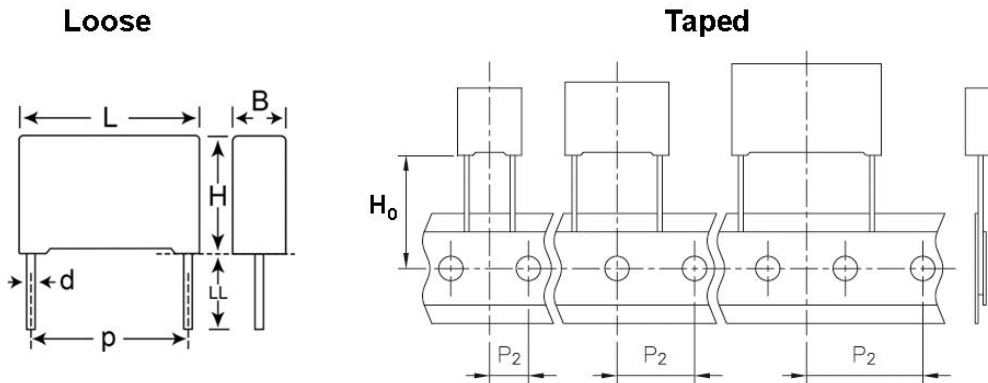
## Dimensions – Millimeters



p		B		H		L		d	
Nominal	Tolerance	Nominal	Tolerance	Nominal	Tolerance	Nominal	Tolerance	Nominal	Tolerance
7.5	+/- 0.4	4.0	+0.1	9.0	+0.1	10.0	+0.2	0.5	+/- 0.05
7.5	+/- 0.4	5.0	+0.1	10.5	+0.1	10.0	+0.2	0.5	+/- 0.05
7.5	+/-0.4	6.0	+0.1	12.0	+0.1	10.0	+0.2	0.5	+/- 0.05
10.0	+/- 0.4	4.0	+0.2	9.0	+0.1	13.0	+0.2	0.6	+/- 0.05
10.0	+/- 0.4	5.0	+0.2	11.0	+0.1	13.0	+0.2	0.6	+/- 0.05
10.0	+/-0.4	6.0	+0.2	12.0	+0.1	13.0	+0.2	0.6	+/- 0.05
15.0	+/- 0.4	4.0	+0.2	10.0	+0.1	18.0	+0.3	0.8	+/- 0.05
15.0	+/- 0.4	5.0	+0.2	11.0	+0.1	18.0	+0.3	0.8	+/- 0.05
15.0	+/- 0.4	6.0	+0.2	12.0	+0.1	18.0	+0.3	0.8	+/- 0.05
15.0	+/- 0.4	7.5	+0.2	13.5	+0.1	18.0	+0.5	0.8	+/- 0.05
15.0	+/- 0.4	8.5	+0.2	14.5	+0.1	18.0	+0.5	0.8	+/- 0.05
15.0	+/- 0.4	9.0	+0.2	12.5	+0.1	18.0	+0.5	0.8	+/- 0.05

Note: See Ordering Options Table for lead length (LL/Ho) options.

## Dimensions – Millimeters



p		B		H		L		d	
Nominal	Tolerance	Nominal	Tolerance	Nominal	Tolerance	Nominal	Tolerance	Nominal	Tolerance
15.0	+/- 0.4	10.0	+0.2	16.0	+0.1	18.0	+0.5	0.8	+/- 0.05
15.0	+/- 0.4	11.0	+0.2	19.0	+0.1	18.0	+0.5	0.8	+/- 0.05
15.0	+/- 0.4	13.0	+0.2	12.0	+0.1	18.0	+0.5	0.8	+/- 0.05
22.5	+/- 0.4	6.0	+0.2	15.0	+0.1	26.5	+0.3	0.8	+/- 0.05
22.5	+/- 0.4	7.0	+0.2	16.0	+0.1	26.5	+0.3	0.8	+/- 0.05
22.5	+/- 0.4	8.5	+0.2	17.0	+0.1	26.5	+0.3	0.8	+/- 0.05
22.5	+/- 0.4	10.0	+0.2	18.5	+0.1	26.5	+0.3	0.8	+/- 0.05
22.5	+/- 0.4	11.0	+0.2	20.0	+0.1	26.5	+0.3	0.8	+/- 0.05
22.5	+/- 0.4	13.0	+0.2	22.0	+0.1	26.5	+0.3	0.8	+/- 0.05
27.5	+/- 0.4	9.0	+0.2	17.0	+0.1	32.0	+0.3	0.8	+/- 0.05
27.5	+/- 0.4	11.0	+0.2	20.0	+0.1	32.0	+0.3	0.8	+/- 0.05
27.5	+/- 0.4	13.0	+0.2	22.0	+0.1	32.0	+0.3	0.8	+/- 0.05
27.5	+/- 0.4	13.0	+0.2	25.0	+0.1	32.0	+0.3	0.8	+/- 0.05
27.5	+/- 0.4	14.0	+0.2	28.0	+0.1	32.0	+0.3	0.8	+/- 0.05
27.5	+/- 0.4	18.0	+0.2	33.0	+0.1	32.0	+0.3	0.8	+/- 0.05
27.5	+/- 0.4	22.0	+0.2	37.0	+0.1	32.0	+0.3	0.8	+/- 0.05
37.5	+/- 0.4	11.0	+0.3	22.0	+0.1	41.5	+0.3	1.0	+/- 0.05
37.5	+/- 0.4	13.0	+0.3	24.0	+0.1	41.5	+0.3	1.0	+/- 0.05
37.5	+/- 0.4	16.0	+0.3	28.5	+0.1	41.5	+0.3	1.0	+/- 0.05
37.5	+/- 0.4	19.0	+0.3	32.0	+0.1	41.5	+0.3	1.0	+/- 0.05
37.5	+/- 0.4	20.0	+0.3	40.0	+0.1	41.5	+0.3	1.0	+/- 0.05
37.5	+/- 0.4	24.0	+0.3	44.0	+0.1	41.5	+0.3	1.0	+/- 0.05
37.5	+/- 0.4	30.0	+0.3	45.0	+0.1	41.5	+0.3	1.0	+/- 0.05

**Note: See Ordering Options Table for lead length (LL/Ho) options.**

## Performance Characteristics

Dielectric	Polypropylene film													
Plates	Metal layer deposited by evaporation under vacuum													
Winding	Non-inductive type													
Leads	Tinned wire													
Protection	Plastic case, thermosetting resin filled. Box material is solvent resistant and flame retardant according to UL94.													
Related Documents	IEC 60384-16													
Sections	1										3			
Rated Voltage $V_R$ (VDC)	160	160	250	250	400	400	630	630	1000	1000	1250	1600	2000	
Rated Voltage $V_R$ (VAC)	70	90	140	160	200	220	220	250	250	400	600	650	700	
Capacitance Range ( $\mu\text{F}$ )	0.1 -0.33	0.068 -33	0.068 -0.22	0.027 -33	0.027 -0.068	0.01 -15	0.01 -0.027	0.001 -8.2	0.012 -3.9	0.00022 -0.0082	0.0082 -2.2	0.0039 -1.5	0.001 -1	
Capacitance Values	E12 series (IEC 60063) measured @ 1 kHz and +20 $\pm$ 1°C													
Capacitance Tolerance	$\pm$ 5%, $\pm$ 10%, $\pm$ 20%													
Operating Temperature Range	-55°C to +105°C													
Rated Temperature $T_R$	+85°C													
Voltage Derating	Above +85°C DC and AC voltage derating is 1.25%/°C													
Climatic Category	55/105/56 IEC 60068-1													
	Average relative humidity $\leq$ 75%													
	RH = 95% for 30 days per year													
	RH = 85% for further days limited by average value per year													
Test Voltage	1.6 x $V_R$ VDC for 2 seconds (between terminations) @ +25°C $\pm$ 5°C													
Capacitance Drift	Maximum 0.5% after a 2 year storage period at a temperature of +10°C to +40°C and a relative humidity of 40% to 60%													
Maximum Pulse Steepness	dV/dt according to Table 1. For peak to peak voltages lower than rated voltage ( $V_{pp} < V_R$ ), the specified dV/dt can be multiplied by the factor $V_R/V_{pp}$													
Temperature Coefficient	-(200 $\pm$ 100) ppm/°C at 1 kHz													
Self Inductance (Lead Length ~ 2 mm)	Lead Spacing (mm)	7.5		10		15		22.5		27.5		37.5		
	L (nH) $\approx$	8		9		10		18		18		20		
	Maximum 1 nH per 1 mm lead and capacitor length.													
Dissipation Factor $\tan\delta$	Maximum Values @ 25°C $\pm$ 5°C													
	Frequency	$C \leq 0.1 \mu\text{F}$		$0.1 \mu\text{F} < C \leq 1.0 \mu\text{F}$		$1.0 \mu\text{F} < C \leq 4.7 \mu\text{F}$		$C > 4.7 \mu\text{F}$						
	1 kHz	0.04%		0.05%		0.06%		0.10%						
	10 kHz	0.06%		0.08%		-		-						
100 kHz	0.25%		-		-		-							

## Performance Characteristics cont'd

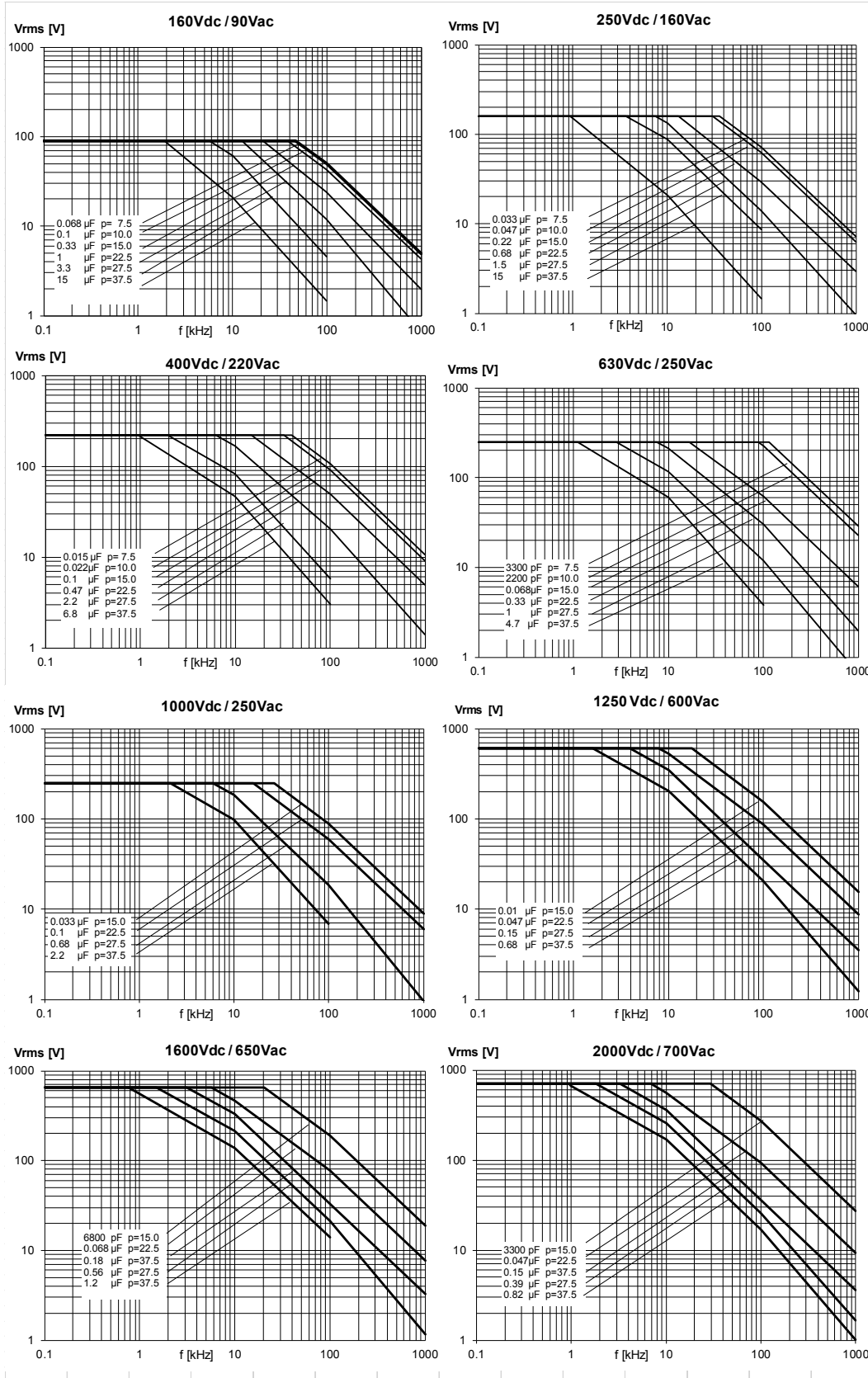
Insulation Resistance	Measured @ +25°C ±5°C, 100 VDC 60 seconds	
	Minimum Values Between Terminals	
	C ≤ 0.33 μF	C > 0.33 μF
	≥ 100,000 MΩ ( ≥ 500,000 MΩ ) *	≥ 30,000 MΩ • μF ( ≥ 150,000 MΩ • μF ) *

\* typical value

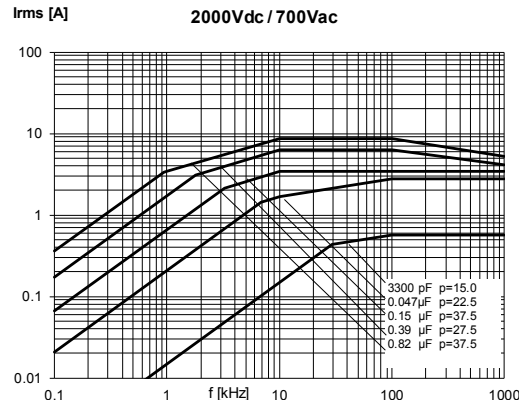
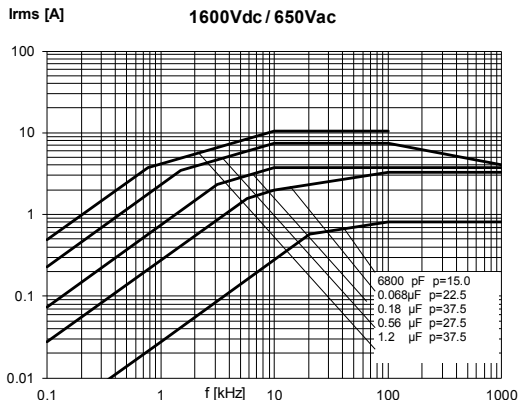
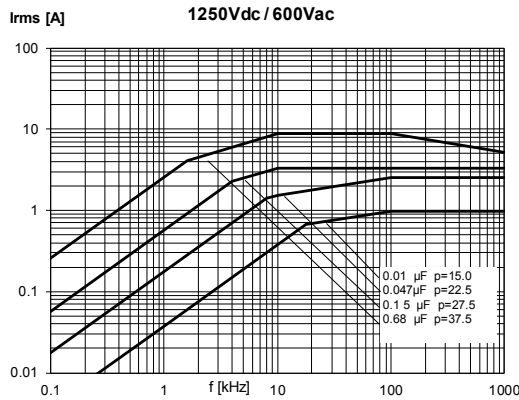
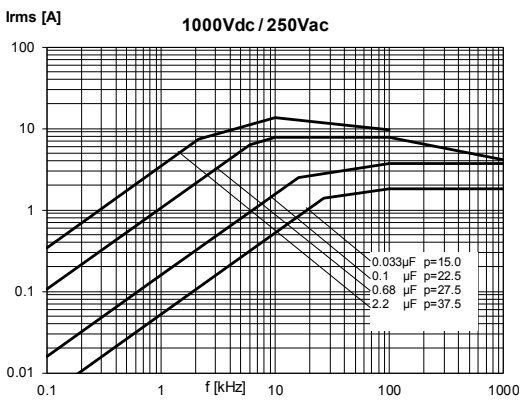
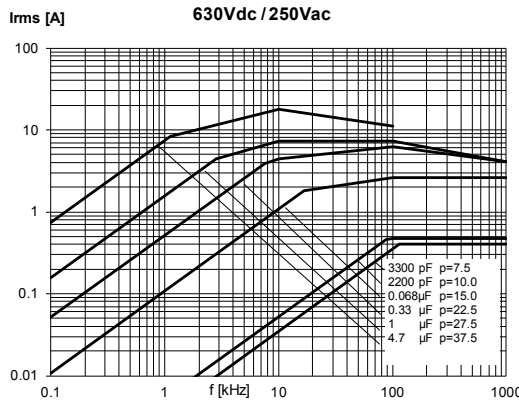
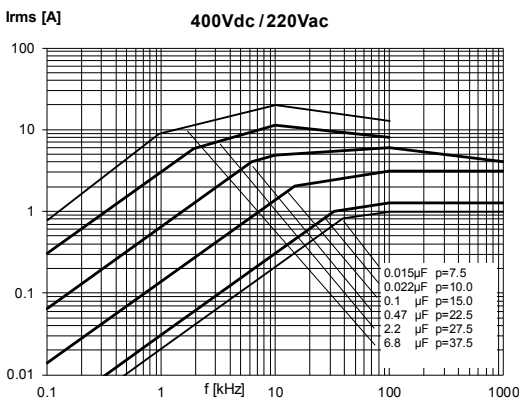
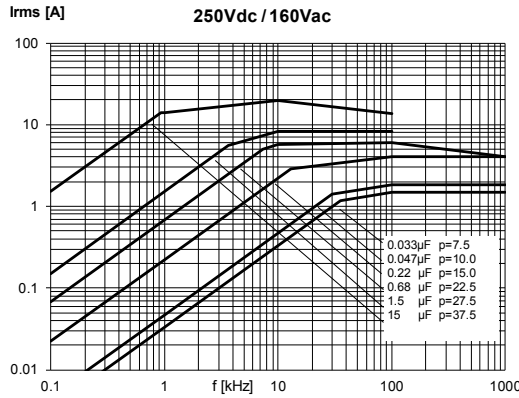
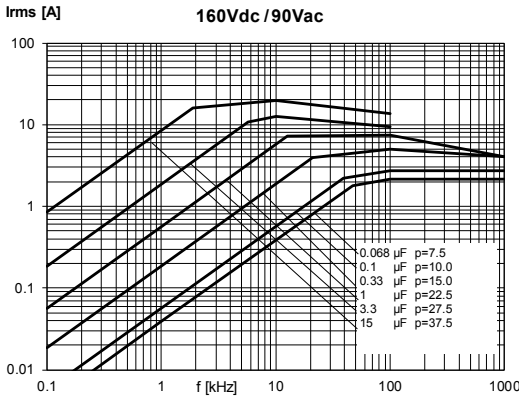
## Qualification

Automotive Grade products meet or exceed the requirements outlined by the Automotive Electronics Council. Details regarding test methods and conditions are referenced in document AEC-Q200, Stress Test Qualification for Passive Components. For additional information regarding the Automotive Electronics Council and AEC-Q200, please visit their website at [www.aecouncil.com](http://www.aecouncil.com).

## Maximum Voltage ( $V_{rms}$ ) vs. Frequency (Sinusoidal Waveform/ $T_h \leq 40^\circ\text{C}$ )



## Maximum Current ( $I_{rms}$ ) vs. Frequency (Sinusoidal Waveform/ $Th \leq 40^\circ C$ )





## Environmental Test Data

Damp Heat, Steady State Test	Test Conditions:		Performances
	Temperature:	+40°C ± 2°C	$\Delta C/C$   ≤ 2%, $\Delta \tan\delta \leq 0.001$ @ 1 kHz IR after test ≥ 50% of initial limit
	Relative humidity (RH):	93% ± 2%	
	Test duration:	56 days	
Endurance Test	Test Conditions		Performances
	Temperature:	+85°C ± 2°C	$\Delta C/C$   ≤ 3%, $\Delta \tan\delta \leq 0.001$ @10 kHz for C ≤ 1μF $\Delta \tan\delta \leq 0.001$ @ 1 kHz for C > 1μF IR after test ≥ 50% of initial limit
	Voltage applied:	1.25 x V <sub>R</sub> (DC)	
	Test duration:	2,000 hours	
Resistance to Soldering Heat Test	Test Conditions		Performances
	Solder bath temperature:	260°C ± 5°C	$\Delta C/C$   ≤ 1%, $\Delta \tan\delta \leq 0.001$ @10 kHz for C ≤ 1μF $\Delta \tan\delta \leq 0.001$ @ 1 kHz for C > 1μF IR after test ≥ initial limit
	Dipping time (with heat screen):	10 seconds ± 1 second	

## Environmental Compliance

All KEMET pulse capacitors are RoHS Compliant.



RoHS Compliant

**Table 1 – Ratings & Part Number Reference**

VDC	VAC	Capacitance Value (µF)	Dimensions in mm			Lead Spacing (p)	dV/dt (V/µs)	Max K <sub>0</sub> (V <sup>2</sup> /µs)	New KEMET Part Number	Legacy Part Number
			B	H	L					
160	70	0.10	4.0	9.0	10.0	7.5	100	32,000	75GD3100(1)B0(2)	R75GD3100(1)B0(2)
160	70	0.12	5.0	10.5	10.0	7.5	100	32,000	75GD3120(1)B0(2)	R75GD3120(1)B0(2)
160	70	0.15	5.0	10.5	10.0	7.5	100	32,000	75GD3150(1)B0(2)	R75GD3150(1)B0(2)
160	70	0.18	6.0	12.0	10.5	7.5	100	32,000	75GD3180(1)A0(2)	R75GD3180(1)A0(2)
160	70	0.22	6.0	12.0	10.5	7.5	100	32,000	75GD3220(1)A0(2)	R75GD3220(1)A0(2)
160	70	0.12	4.0	9.0	13.0	10.0	90	28,800	75GF3120(1)A0(2)	R75GF3120(1)A0(2)
160	70	0.15	4.0	9.0	13.0	10.0	90	28,800	75GF3150(1)A0(2)	R75GF3150(1)A0(2)
160	70	0.18	5.0	11.0	13.0	10.0	90	28,800	75GF3180(1)A0(2)	R75GF3180(1)A0(2)
160	70	0.22	5.0	11.0	13.0	10.0	90	28,800	75GF3220(1)A0(2)	R75GF3220(1)A0(2)
160	70	0.27	6.0	12.0	13.0	10.0	90	28,800	75GF3270(1)A0(2)	R75GF3270(1)A0(2)
160	70	0.33	6.0	12.0	13.0	10.0	90	28,800	75GF3330(1)A0(2)	R75GF3330(1)A0(2)
160	90	0.068	4.0	9.0	10.0	7.5	300	96,000	75GD2680(1)40(2)	R75GD2680(1)40(2)
160	90	0.082	4.0	9.0	10.0	7.5	300	96,000	75GD2820(1)40(2)	R75GD2820(1)40(2)
160	90	0.10	5.0	10.5	10.0	7.5	300	96,000	75GD3100(1)40(2)	R75GD3100(1)40(2)
160	90	0.12	5.0	10.5	10.0	7.5	300	96,000	75GD3120(1)40(2)	R75GD3120(1)40(2)
160	90	0.15	6.0	12.0	10.5	7.5	300	96,000	75GD3150(1)00(2)	R75GD3150(1)00(2)
160	90	0.18	6.0	12.0	10.5	7.5	300	96,000	75GD3180(1)30(2)	R75GD3180(1)30(2)
160	90	0.082	4.0	9.0	13.0	10.0	180	57,600	75GF2820(1)00(2)	R75GF2820(1)00(2)
160	90	0.10	4.0	9.0	13.0	10.0	180	57,600	75GF3100(1)30(2)	R75GF3100(1)30(2)
160	90	0.12	5.0	11.0	13.0	10.0	180	57,600	75GF3120(1)00(2)	R75GF3120(1)00(2)
160	90	0.15	5.0	11.0	13.0	10.0	180	57,600	75GF3150(1)00(2)	R75GF3150(1)00(2)
160	90	0.18	6.0	12.0	13.0	10.0	180	57,600	75GF3180(1)00(2)	R75GF3180(1)00(2)
160	90	0.22	6.0	12.0	13.0	10.0	180	57,600	75GF3220(1)30(2)	R75GF3220(1)30(2)
160	90	0.18	5.0	11.0	18.0	15.0	100	32,000	75GI3180(1)00(2)	R75GI3180(1)00(2)
160	90	0.22	5.0	11.0	18.0	15.0	100	32,000	75GI3220(1)00(2)	R75GI3220(1)00(2)
160	90	0.27	6.0	12.0	18.0	15.0	100	32,000	75GI3270(1)00(2)	R75GI3270(1)00(2)
160	90	0.33	6.0	12.0	18.0	15.0	100	32,000	75GI3330(1)00(2)	R75GI3330(1)00(2)
160	90	0.39	7.5	13.5	18.0	15.0	100	32,000	75GI3390(1)00(2)	R75GI3390(1)00(2)
160	90	0.47	7.5	13.5	18.0	15.0	100	32,000	75GI3470(1)00(2)	R75GI3470(1)00(2)
160	90	0.47	9.0	12.5	18.0	15.0	100	32,000	75GI3470(1)60(2)	R75GI3470(1)60(2)
160	90	0.56	8.5	14.5	18.0	15.0	100	32,000	75GI3560(1)00(2)	R75GI3560(1)00(2)
160	90	0.56	9.0	12.5	18.0	15.0	100	32,000	75GI3560(1)60(2)	R75GI3560(1)60(2)
160	90	0.68	8.5	14.5	18.0	15.0	100	32,000	75GI3680(1)00(2)	R75GI3680(1)00(2)
160	90	0.68	13.0	12.0	18.0	15.0	100	32,000	75GI3680(1)60(2)	R75GI3680(1)60(2)
160	90	0.82	10.0	16.0	18.0	15.0	100	32,000	75GI3820(1)00(2)	R75GI3820(1)00(2)
160	90	1.0	10.0	16.0	18.0	15.0	100	32,000	75GI4100(1)00(2)	R75GI4100(1)00(2)
160	90	0.82	7.0	16.0	26.5	22.5	60	19,200	75GN3820(1)00(2)	R75GN3820(1)00(2)
160	90	1.0	7.0	16.0	26.5	22.5	60	19,200	75GN4100(1)00(2)	R75GN4100(1)00(2)
160	90	1.2	8.5	17.0	26.5	22.5	60	19,200	75GN4120(1)00(2)	R75GN4120(1)00(2)
160	90	1.5	10.0	18.5	26.5	22.5	60	19,200	75GN4150(1)00(2)	R75GN4150(1)00(2)
160	90	1.8	10.0	18.5	26.5	22.5	60	19,200	75GN4180(1)00(2)	R75GN4180(1)00(2)
160	90	1.5	9.0	17.0	32.0	27.5	50	16,000	75GR4150(1)00(2)	R75GR4150(1)00(2)
160	90	1.8	9.0	17.0	32.0	27.5	50	16,000	75GR4180(1)00(2)	R75GR4180(1)00(2)
160	90	2.2	11.0	20.0	32.0	27.5	50	16,000	75GR4220(1)30(2)	R75GR4220(1)30(2)
160	90	2.7	11.0	20.0	32.0	27.5	50	16,000	75GR4270(1)00(2)	R75GR4270(1)00(2)
160	90	3.3	13.0	22.0	32.0	27.5	50	16,000	75GR4330(1)00(2)	R75GR4330(1)00(2)
160	90	3.9	13.0	22.0	32.0	27.5	50	16,000	75GR4390(1)00(2)	R75GR4390(1)00(2)
160	90	4.7	13.0	25.0	32.0	27.5	50	16,000	75GR4470(1)30(2)	R75GR4470(1)30(2)
160	90	5.6	14.0	28.0	32.0	27.5	50	16,000	75GR4560(1)00(2)	R75GR4560(1)00(2)
160	90	6.8	18.0	33.0	32.0	27.5	50	16,000	75GR4680(1)00(2)	R75GR4680(1)00(2)
160	90	8.2	18.0	33.0	32.0	27.5	50	16,000	75GR4820(1)00(2)	R75GR4820(1)00(2)
160	90	10	22.0	37.0	32.0	27.5	50	16,000	75GR5100(1)00(2)	R75GR5100(1)00(2)
160	90	12	22.0	37.0	32.0	27.5	50	16,000	75GR5120(1)00(2)	R75GR5120(1)00(2)
160	90	3.3	11.0	22.0	41.5	37.5	35	11,200	75GW4330(1)00(2)	R75GW4330(1)00(2)
160	90	3.9	11.0	22.0	41.5	37.5	35	11,200	75GW4390(1)00(2)	R75GW4390(1)00(2)
160	90	4.7	11.0	22.0	41.5	37.5	35	11,200	75GW4470(1)00(2)	R75GW4470(1)00(2)
160	90	5.6	13.0	24.0	41.5	37.5	35	11,200	75GW4560(1)00(2)	R75GW4560(1)00(2)
160	90	6.8	16.0	28.5	41.5	37.5	35	11,200	75GW4680(1)00(2)	R75GW4680(1)00(2)
160	90	8.2	16.0	28.5	41.5	37.5	35	11,200	75GW4820(1)00(2)	R75GW4820(1)00(2)
160	90	10	19.0	32.0	41.5	37.5	35	11,200	75GW5100(1)00(2)	R75GW5100(1)00(2)
VDC	VAC	Capacitance Value (µF)	B (mm)	H (mm)	L (mm)	Lead Spacing (p)	dV/dt (V/µs)	Max K <sub>0</sub> (V <sup>2</sup> /µs)	New KEMET Part Number	Legacy Part Number

(1) Insert lead and packaging code. See Ordering Options Table for available options.

(2) J = 5%, K = 10%, M = 20%

**Table 1 – Ratings & Part Number Reference cont'd**

VDC	VAC	Capacitance Value (µF)	Dimensions in mm			Lead Spacing (p)	dV/dt (V/µs)	Max K <sub>0</sub> (V <sup>2</sup> /µs)	New KEMET Part Number	Legacy Part Number
			B	H	L					
160	90	12	19.0	32.0	41.5	37.5	35	11,200	75GW5120(1)00(2)	R75GW5120(1)00(2)
160	90	15	20.0	40.0	41.5	37.5	35	11,200	75GW5150(1)00(2)	R75GW5150(1)00(2)
160	90	18	20.0	40.0	41.5	37.5	35	11,200	75GW5180(1)00(2)	R75GW5180(1)00(2)
160	90	22	24.0	44.0	41.5	37.5	35	11,200	75GW5220(1)00(2)	R75GW5220(1)00(2)
160	90	27	30.0	45.0	41.5	37.5	35	11,200	75GW5270(1)00(2)	R75GW5270(1)00(2)
160	90	33	30.0	45.0	41.5	37.5	35	11,200	75GW5330(1)00(2)	R75GW5330(1)00(2)
250	140	0.068	4.0	9.0	10.0	7.5	180	90,000	75ID2680(1)B0(2)	R75ID2680(1)B0(2)
250	140	0.082	4.0	9.0	10.0	7.5	180	90,000	75ID2820(1)B0(2)	R75ID2820(1)B0(2)
250	140	0.10	5.0	10.5	10.0	7.5	180	90,000	75ID3100(1)B0(2)	R75ID3100(1)B0(2)
250	140	0.12	5.0	10.5	10.0	7.5	180	90,000	75ID3120(1)B0(2)	R75ID3120(1)B0(2)
250	140	0.15	6.0	12.0	10.5	7.5	180	90,000	75ID3150(1)A0(2)	R75ID3150(1)A0(2)
250	140	0.18	6.0	12.0	10.5	7.5	180	90,000	75ID3180(1)A0(2)	R75ID3180(1)A0(2)
250	140	0.08	4.0	9.0	13.0	10.0	150	75,000	75IF2820(1)A0(2)	R75IF2820(1)A0(2)
250	140	0.10	4.0	9.0	13.0	10.0	150	75,000	75IF3100(1)A0(2)	R75IF3100(1)A0(2)
250	140	0.12	5.0	11.0	13.0	10.0	150	75,000	75IF3120(1)A0(2)	R75IF3120(1)A0(2)
250	140	0.15	5.0	11.0	13.0	10.0	150	75,000	75IF3150(1)A0(2)	R75IF3150(1)A0(2)
250	140	0.18	6.0	12.0	13.0	10.0	150	75,000	75IF3180(1)A0(2)	R75IF3180(1)A0(2)
250	140	0.22	6.0	12.0	13.0	10.0	150	75,000	75IF3220(1)A0(2)	R75IF3220(1)A0(2)
250	160	0.027	4.0	9.0	10.0	7.5	650	325,000	75ID2270(1)40(2)	R75ID2270(1)40(2)
250	160	0.033	4.0	9.0	10.0	7.5	650	325,000	75ID2330(1)40(2)	R75ID2330(1)40(2)
250	160	0.039	4.0	9.0	10.0	7.5	650	325,000	75ID2390(1)40(2)	R75ID2390(1)40(2)
250	160	0.047	4.0	9.0	10.0	7.5	650	325,000	75ID2470(1)40(2)	R75ID2470(1)40(2)
250	160	0.056	4.0	9.0	10.0	7.5	650	325,000	75ID2560(1)40(2)	R75ID2560(1)40(2)
250	160	0.068	5.0	10.5	10.0	7.5	650	325,000	75ID2680(1)40(2)	R75ID2680(1)40(2)
250	160	0.082	5.0	10.5	10.0	7.5	650	325,000	75ID2820(1)40(2)	R75ID2820(1)40(2)
250	160	0.10	6.0	12.0	10.5	7.5	650	325,000	75ID3100(1)30(2)	R75ID3100(1)30(2)
250	160	0.12	6.0	12.0	10.5	7.5	650	325,000	75ID3120(1)30(2)	R75ID3120(1)30(2)
250	160	0.033	4.0	9.0	13.0	10.0	550	275,000	75IF2330(1)00(2)	R75IF2330(1)00(2)
250	160	0.039	4.0	9.0	13.0	10.0	550	275,000	75IF2390(1)00(2)	R75IF2390(1)00(2)
250	160	0.047	4.0	9.0	13.0	10.0	550	275,000	75IF2470(1)30(2)	R75IF2470(1)30(2)
250	160	0.056	4.0	9.0	13.0	10.0	550	275,000	75IF2560(1)30(2)	R75IF2560(1)30(2)
250	160	0.068	4.0	9.0	13.0	10.0	550	275,000	75IF2680(1)30(2)	R75IF2680(1)30(2)
250	160	0.082	5.0	11.0	13.0	10.0	550	275,000	75IF2820(1)30(2)	R75IF2820(1)30(2)
250	160	0.10	5.0	11.0	13.0	10.0	550	275,000	75IF3100(1)30(2)	R75IF3100(1)30(2)
250	160	0.12	6.0	12.0	13.0	10.0	550	275,000	75IF3120(1)30(2)	R75IF3120(1)30(2)
250	160	0.15	6.0	12.0	13.0	10.0	550	275,000	75IF3150(1)30(2)	R75IF3150(1)30(2)
250	160	0.12	5.0	11.0	18.0	15.0	300	150,000	75I3120(1)30(2)	R75I3120(1)30(2)
250	160	0.15	5.0	11.0	18.0	15.0	300	150,000	75I3150(1)30(2)	R75I3150(1)30(2)
250	160	0.18	5.0	11.0	18.0	15.0	300	150,000	75I3180(1)40(2)	R75I3180(1)40(2)
250	160	0.22	5.0	11.0	18.0	15.0	300	150,000	75I3220(1)40(2)	R75I3220(1)40(2)
250	160	0.27	6.0	12.0	18.0	15.0	300	150,000	75I3270(1)40(2)	R75I3270(1)40(2)
250	160	0.33	6.0	12.0	18.0	15.0	300	150,000	75I3330(1)40(2)	R75I3330(1)40(2)
250	160	0.39	7.5	13.5	18.0	15.0	300	150,000	75I3390(1)40(2)	R75I3390(1)40(2)
250	160	0.39	9.0	12.5	18.0	15.0	300	150,000	75I3390(1)70(2)	R75I3390(1)70(2)
250	160	0.47	7.5	13.5	18.0	15.0	300	150,000	75I3470(1)40(2)	R75I3470(1)40(2)
250	160	0.47	9.0	12.5	18.0	15.0	300	150,000	75I3470(1)80(2)	R75I3470(1)80(2)
250	160	0.56	7.5	13.5	18.0	15.0	300	150,000	75I3560(1)40(2)	R75I3560(1)40(2)
250	160	0.56	9.0	12.5	18.0	15.0	300	150,000	75I3560(1)80(2)	R75I3560(1)80(2)
250	160	0.68	8.5	14.5	18.0	15.0	300	150,000	75I3680(1)40(2)	R75I3680(1)40(2)
250	160	0.68	13.0	12.0	18.0	15.0	300	150,000	75I3680(1)80(2)	R75I3680(1)80(2)
250	160	0.82	10.0	16.0	18.0	15.0	300	150,000	75I3820(1)40(2)	R75I3820(1)40(2)
250	160	0.82	13.0	12.0	18.0	15.0	300	150,000	75I3820(1)80(2)	R75I3820(1)80(2)
250	160	1.0	10.0	16.0	18.0	15.0	300	150,000	75I4100(1)40(2)	R75I4100(1)40(2)
250	160	1.2	11.0	19.0	18.0	15.0	300	150,000	75I4120(1)40(2)	R75I4120(1)40(2)
250	160	0.39	6.0	15.0	26.5	22.5	125	62,500	75IN3390(1)30(2)	R75IN3390(1)30(2)
250	160	0.47	6.0	15.0	26.5	22.5	125	62,500	75IN3470(1)30(2)	R75IN3470(1)30(2)
250	160	0.56	6.0	15.0	26.5	22.5	125	62,500	75IN3560(1)40(2)	R75IN3560(1)40(2)
250	160	0.68	6.0	15.0	26.5	22.5	125	62,500	75IN3680(1)40(2)	R75IN3680(1)40(2)
250	160	0.82	7.0	16.0	26.5	22.5	125	62,500	75IN3820(1)40(2)	R75IN3820(1)40(2)
250	160	1.0	7.0	16.0	26.5	22.5	125	62,500	75IN4100(1)40(2)	R75IN4100(1)40(2)
VDC	VAC	Capacitance Value (µF)	B (mm)	H (mm)	L (mm)	Lead Spacing (p)	dV/dt (V/µs)	Max K <sub>0</sub> (V <sup>2</sup> /µs)	New KEMET Part Number	Legacy Part Number

(1) Insert lead and packaging code. See Ordering Options Table for available options.

(2) J = 5%, K = 10%, M = 20%

**Table 1 – Ratings & Part Number Reference cont'd**

VDC	VAC	Capacitance Value (µF)	Dimensions in mm			Lead Spacing (p)	dV/dt (V/µs)	Max K <sub>0</sub> (V <sup>2</sup> /µs)	New KEMET Part Number	Legacy Part Number
			B	H	L					
250	160	1.2	8.5	17.0	26.5	22.5	125	62,500	75IN4120(1)40(2)	R75IN4120(1)40(2)
250	160	1.5	10.0	18.5	26.5	22.5	125	62,500	75IN4150(1)40(2)	R75IN4150(1)40(2)
250	160	1.8	10.0	18.5	26.5	22.5	125	62,500	75IN4180(1)40(2)	R75IN4180(1)40(2)
250	160	2.2	11.0	20.0	26.5	22.5	125	62,500	75IN4220(1)40(2)	R75IN4220(1)40(2)
250	160	2.7	13.0	22.0	26.5	22.5	125	62,500	75IN4270(1)40(2)	R75IN4270(1)40(2)
250	160	3.3	13.0	22.0	26.5	22.5	125	62,500	75IN4330(1)40(2)	R75IN4330(1)40(2)
250	160	1.0	9.0	17.0	32.0	27.5	100	50,000	75IR4100(1)30(2)	R75IR4100(1)30(2)
250	160	1.2	9.0	17.0	32.0	27.5	100	50,000	75IR4120(1)30(2)	R75IR4120(1)30(2)
250	160	1.5	9.0	17.0	32.0	27.5	100	50,000	75IR4150(1)40(2)	R75IR4150(1)40(2)
250	160	1.8	9.0	17.0	32.0	27.5	100	50,000	75IR4180(1)40(2)	R75IR4180(1)40(2)
250	160	2.2	11.0	20.0	32.0	27.5	100	50,000	75IR4220(1)50(2)	R75IR4220(1)50(2)
250	160	2.7	11.0	20.0	32.0	27.5	100	50,000	75IR4270(1)40(2)	R75IR4270(1)40(2)
250	160	3.3	13.0	22.0	32.0	27.5	100	50,000	75IR4330(1)40(2)	R75IR4330(1)40(2)
250	160	3.9	13.0	22.0	32.0	27.5	100	50,000	75IR4390(1)40(2)	R75IR4390(1)40(2)
250	160	4.7	13.0	25.0	32.0	27.5	100	50,000	75IR4470(1)50(2)	R75IR4470(1)50(2)
250	160	5.6	14.0	28.0	32.0	27.5	100	50,000	75IR4560(1)40(2)	R75IR4560(1)40(2)
250	160	6.8	18.0	33.0	32.0	27.5	100	50,000	75IR4680(1)40(2)	R75IR4680(1)40(2)
250	160	8.2	18.0	33.0	32.0	27.5	100	50,000	75IR4820(1)40(2)	R75IR4820(1)40(2)
250	160	10	22.0	37.0	32.0	27.5	100	50,000	75IR5100(1)40(2)	R75IR5100(1)40(2)
250	160	12	22.0	37.0	32.0	27.5	100	50,000	75IR5120(1)40(2)	R75IR5120(1)40(2)
250	160	3.3	11.0	22.0	41.5	37.5	40	20,000	75IW4330(1)40(2)	R75IW4330(1)40(2)
250	160	3.9	11.0	22.0	41.5	37.5	40	20,000	75IW4390(1)40(2)	R75IW4390(1)40(2)
250	160	4.7	11.0	22.0	41.5	37.5	40	20,000	75IW4470(1)40(2)	R75IW4470(1)40(2)
250	160	5.6	13.0	24.0	41.5	37.5	40	20,000	75IW4560(1)40(2)	R75IW4560(1)40(2)
250	160	6.8	16.0	28.5	41.5	37.5	40	20,000	75IW4680(1)40(2)	R75IW4680(1)40(2)
250	160	8.2	16.0	28.5	41.5	37.5	40	20,000	75IW4820(1)40(2)	R75IW4820(1)40(2)
250	160	10	19.0	32.0	41.5	37.5	40	20,000	75IW5100(1)40(2)	R75IW5100(1)40(2)
250	160	12	19.0	32.0	41.5	37.5	40	20,000	75IW5120(1)40(2)	R75IW5120(1)40(2)
250	160	15	20.0	40.0	41.5	37.5	40	20,000	75IW5150(1)40(2)	R75IW5150(1)40(2)
250	160	18	20.0	40.0	41.5	37.5	40	20,000	75IW5180(1)40(2)	R75IW5180(1)40(2)
250	160	22	24.0	44.0	41.5	37.5	40	20,000	75IW5220(1)40(2)	R75IW5220(1)40(2)
250	160	27	24.0	44.0	41.5	37.5	40	20,000	75IW5270(1)40(2)	R75IW5270(1)40(2)
250	160	33	30.0	45.0	41.5	37.5	40	20,000	75IW5330(1)40(2)	R75IW5330(1)40(2)
400	200	0.027	4.0	9.0	10.0	7.5	390	312,000	75MD2270(1)B0(2)	R75MD2270(1)B0(2)
400	200	0.033	5.0	10.5	10.0	7.5	390	312,000	75MD2330(1)B0(2)	R75MD2330(1)B0(2)
400	200	0.039	5.0	10.5	10.0	7.5	390	312,000	75MD2390(1)B0(2)	R75MD2390(1)B0(2)
400	200	0.047	5.0	10.5	10.0	7.5	390	312,000	75MD2470(1)B0(2)	R75MD2470(1)B0(2)
400	200	0.056	6.0	12.0	10.5	7.5	390	312,000	75MD2560(1)A0(2)	R75MD2560(1)A0(2)
400	200	0.068	6.0	12.0	10.5	7.5	390	312,000	75MD2680(1)A0(2)	R75MD2680(1)A0(2)
400	220	0.010	4.0	9.0	10.0	7.5	1,500	1,200,000	75MD2100(1)40(2)	R75MD2100(1)40(2)
400	220	0.012	4.0	9.0	10.0	7.5	1,500	1,200,000	75MD2120(1)40(2)	R75MD2120(1)40(2)
400	220	0.015	4.0	9.0	10.0	7.5	1,500	1,200,000	75MD2150(1)40(2)	R75MD2150(1)40(2)
400	220	0.018	4.0	9.0	10.0	7.5	1,500	1,200,000	75MD2180(1)40(2)	R75MD2180(1)40(2)
400	220	0.022	4.0	9.0	10.0	7.5	1,500	1,200,000	75MD2220(1)40(2)	R75MD2220(1)40(2)
400	220	0.027	5.0	10.5	10.0	7.5	1,500	1,200,000	75MD2270(1)40(2)	R75MD2270(1)40(2)
400	220	0.033	5.0	10.5	10.0	7.5	1,500	1,200,000	75MD2330(1)40(2)	R75MD2330(1)40(2)
400	220	0.039	6.0	12.0	10.5	7.5	1,500	1,200,000	75MD2390(1)30(2)	R75MD2390(1)30(2)
400	220	0.047	6.0	12.0	10.5	7.5	1,500	1,200,000	75MD2470(1)30(2)	R75MD2470(1)30(2)
400	220	0.015	4.0	9.0	13.0	10.0	1,300	1,040,000	75MF2150(1)00(2)	R75MF2150(1)00(2)
400	220	0.018	4.0	9.0	13.0	10.0	1,300	1,040,000	75MF2180(1)00(2)	R75MF2180(1)00(2)
400	220	0.022	4.0	9.0	13.0	10.0	1,300	1,040,000	75MF2220(1)30(2)	R75MF2220(1)30(2)
400	220	0.027	4.0	9.0	13.0	10.0	1,300	1,040,000	75MF2270(1)30(2)	R75MF2270(1)30(2)
400	220	0.033	5.0	11.0	13.0	10.0	1,300	1,040,000	75MF2330(1)30(2)	R75MF2330(1)30(2)
400	220	0.039	5.0	11.0	13.0	10.0	1,300	1,040,000	75MF2390(1)30(2)	R75MF2390(1)30(2)
400	220	0.047	5.0	11.0	13.0	10.0	1,300	1,040,000	75MF2470(1)30(2)	R75MF2470(1)30(2)
400	220	0.056	6.0	12.0	13.0	10.0	1,300	1,040,000	75MF2560(1)30(2)	R75MF2560(1)30(2)
400	220	0.068	6.0	12.0	13.0	10.0	1,300	1,040,000	75MF2680(1)30(2)	R75MF2680(1)30(2)
400	220	0.068	5.0	11.0	18.0	15.0	900	720,000	75MI2680(1)30(2)	R75MI2680(1)30(2)
400	220	0.082	5.0	11.0	18.0	15.0	900	720,000	75MI2820(1)30(2)	R75MI2820(1)30(2)
400	220	0.10	5.0	11.0	18.0	15.0	900	720,000	75MI3100(1)30(2)	R75MI3100(1)30(2)
VDC	VAC	Capacitance Value (µF)	B (mm)	H (mm)	L (mm)	Lead Spacing (p)	dV/dt (V/µs)	Max K <sub>0</sub> (V <sup>2</sup> /µs)	New KEMET Part Number	Legacy Part Number

(1) Insert lead and packaging code. See Ordering Options Table for available options.

(2) J = 5%, K = 10%, M = 20%

**Table 1 – Ratings & Part Number Reference cont'd**

VDC	VAC	Capacitance Value (µF)	Dimensions in mm			Lead Spacing (p)	dV/dt (V/µs)	Max K <sub>0</sub> (V <sup>2</sup> /µs)	New KEMET Part Number	Legacy Part Number
			B	H	L					
400	220	0.12	6.0	12.0	18.0	15.0	900	720,000	75MI3120(1)30(2)	R75MI3120(1)30(2)
400	220	0.15	6.0	12.0	18.0	15.0	900	720,000	75MI3150(1)30(2)	R75MI3150(1)30(2)
400	220	0.18	7.5	13.5	18.0	15.0	900	720,000	75MI3180(1)30(2)	R75MI3180(1)30(2)
400	220	0.22	7.5	13.5	18.0	15.0	900	720,000	75MI3220(1)30(2)	R75MI3220(1)30(2)
400	220	0.22	9.0	12.5	18.0	15.0	900	720,000	75MI3220(1)70(2)	R75MI3220(1)70(2)
400	220	0.27	8.5	14.5	18.0	15.0	900	720,000	75MI3270(1)30(2)	R75MI3270(1)30(2)
400	220	0.27	9.0	12.5	18.0	15.0	900	720,000	75MI3270(1)70(2)	R75MI3270(1)70(2)
400	220	0.33	10.0	16.0	18.0	15.0	900	720,000	75MI3330(1)30(2)	R75MI3330(1)30(2)
400	220	0.33	13.0	12.0	18.0	15.0	900	720,000	75MI3330(1)70(2)	R75MI3330(1)70(2)
400	220	0.39	10.0	16.0	18.0	15.0	900	720,000	75MI3390(1)30(2)	R75MI3390(1)30(2)
400	220	0.47	10.0	16.0	18.0	15.0	900	720,000	75MI3470(1)30(2)	R75MI3470(1)30(2)
400	220	0.56	11.0	19.0	18.0	15.0	900	720,000	75MI3560(1)30(2)	R75MI3560(1)30(2)
400	220	0.18	6.0	15.0	26.5	22.5	300	240,000	75MN3180(1)30(2)	R75MN3180(1)30(2)
400	220	0.22	6.0	15.0	26.5	22.5	300	240,000	75MN3220(1)30(2)	R75MN3220(1)30(2)
400	220	0.27	6.0	15.0	26.5	22.5	300	240,000	75MN3270(1)30(2)	R75MN3270(1)30(2)
400	220	0.33	6.0	15.0	26.5	22.5	300	240,000	75MN3330(1)30(2)	R75MN3330(1)30(2)
400	220	0.39	7.0	16.0	26.5	22.5	300	240,000	75MN3390(1)30(2)	R75MN3390(1)30(2)
400	220	0.47	7.0	16.0	26.5	22.5	300	240,000	75MN3470(1)30(2)	R75MN3470(1)30(2)
400	220	0.56	8.5	17.0	26.5	22.5	300	240,000	75MN3560(1)30(2)	R75MN3560(1)30(2)
400	220	0.68	10.0	18.5	26.5	22.5	300	240,000	75MN3680(1)30(2)	R75MN3680(1)30(2)
400	220	0.82	10.0	18.5	26.5	22.5	300	240,000	75MN3820(1)30(2)	R75MN3820(1)30(2)
400	220	1.0	11.0	20.0	26.5	22.5	300	240,000	75MN4100(1)30(2)	R75MN4100(1)30(2)
400	220	1.2	13.0	22.0	26.5	22.5	300	240,000	75MN4120(1)30(2)	R75MN4120(1)30(2)
400	220	1.5	13.0	22.0	26.5	22.5	300	240,000	75MN4150(1)30(2)	R75MN4150(1)30(2)
400	220	0.56	9.0	17.0	32.0	27.5	130	104,000	75MR3560(1)30(2)	R75MR3560(1)30(2)
400	220	0.68	9.0	17.0	32.0	27.5	130	104,000	75MR3680(1)30(2)	R75MR3680(1)30(2)
400	220	0.82	9.0	17.0	32.0	27.5	130	104,000	75MR3820(1)30(2)	R75MR3820(1)30(2)
400	220	1.0	11.0	20.0	32.0	27.5	130	104,000	75MR4100(1)40(2)	R75MR4100(1)40(2)
400	220	1.2	11.0	20.0	32.0	27.5	130	104,000	75MR4120(1)30(2)	R75MR4120(1)30(2)
400	220	1.5	13.0	22.0	32.0	27.5	130	104,000	75MR4150(1)30(2)	R75MR4150(1)30(2)
400	220	1.8	13.0	22.0	32.0	27.5	130	104,000	75MR4180(1)30(2)	R75MR4180(1)30(2)
400	220	2.2	13.0	25.0	32.0	27.5	130	104,000	75MR4220(1)40(2)	R75MR4220(1)40(2)
400	220	2.7	14.0	28.0	32.0	27.5	130	104,000	75MR4270(1)30(2)	R75MR4270(1)30(2)
400	220	3.3	18.0	33.0	32.0	27.5	130	104,000	75MR4330(1)30(2)	R75MR4330(1)30(2)
400	220	3.9	18.0	33.0	32.0	27.5	130	104,000	75MR4390(1)30(2)	R75MR4390(1)30(2)
400	220	4.7	22.0	37.0	32.0	27.5	130	104,000	75MR4470(1)30(2)	R75MR4470(1)30(2)
400	220	5.6	22.0	37.0	32.0	27.5	130	104,000	75MR4560(1)30(2)	R75MR4560(1)30(2)
400	220	1.2	11.0	22.0	41.5	37.5	70	56,000	75MW4120(1)30(2)	R75MW4120(1)30(2)
400	220	1.5	11.0	22.0	41.5	37.5	70	56,000	75MW4150(1)30(2)	R75MW4150(1)30(2)
400	220	1.8	11.0	22.0	41.5	37.5	70	56,000	75MW4180(1)30(2)	R75MW4180(1)30(2)
400	220	2.2	11.0	22.0	41.5	37.5	70	56,000	75MW4220(1)30(2)	R75MW4220(1)30(2)
400	220	2.7	13.0	24.0	41.5	37.5	70	56,000	75MW4270(1)30(2)	R75MW4270(1)30(2)
400	220	3.3	16.0	28.5	41.5	37.5	70	56,000	75MW4330(1)30(2)	R75MW4330(1)30(2)
400	220	3.9	16.0	28.5	41.5	37.5	70	56,000	75MW4390(1)30(2)	R75MW4390(1)30(2)
400	220	4.7	19.0	32.0	41.5	37.5	70	56,000	75MW4470(1)30(2)	R75MW4470(1)30(2)
400	220	5.6	19.0	32.0	41.5	37.5	70	56,000	75MW4560(1)30(2)	R75MW4560(1)30(2)
400	220	6.8	19.0	32.0	41.5	37.5	70	56,000	75MW4680(1)30(2)	R75MW4680(1)30(2)
400	220	8.2	20.0	40.0	41.5	37.5	70	56,000	75MW4820(1)30(2)	R75MW4820(1)30(2)
400	220	10	20.0	40.0	41.5	37.5	70	56,000	75MW5100(1)40(2)	R75MW5100(1)40(2)
400	220	12	24.0	44.0	41.5	37.5	70	56,000	75MW5120(1)30(2)	R75MW5120(1)30(2)
400	220	15	30.0	45.0	41.5	37.5	70	56,000	75MW5150(1)30(2)	R75MW5150(1)30(2)
630	220	0.010	4.0	9.0	10.0	7.5	600	756,000	75PD2100(1)B0(2)	R75PD2100(1)B0(2)
630	220	0.012	4.0	9.0	10.0	7.5	600	756,000	75PD2120(1)B0(2)	R75PD2120(1)B0(2)
630	220	0.015	5.0	10.5	10.0	7.5	600	756,000	75PD2150(1)B0(2)	R75PD2150(1)B0(2)
630	220	0.018	5.0	10.5	10.0	7.5	600	756,000	75PD2180(1)B0(2)	R75PD2180(1)B0(2)
630	220	0.022	6.0	12.0	10.5	7.5	600	756,000	75PD2220(1)A0(2)	R75PD2220(1)A0(2)
630	220	0.027	6.0	12.0	10.5	7.5	600	756,000	75PD2270(1)A0(2)	R75PD2270(1)A0(2)
630	250	0.0033	4.0	9.0	10.0	7.5	2,400	3,024,000	75PD1330(1)40(2)	R75PD1330(1)40(2)
630	250	0.0039	4.0	9.0	10.0	7.5	2,400	3,024,000	75PD1390(1)40(2)	R75PD1390(1)40(2)
630	250	0.0047	4.0	9.0	10.0	7.5	2,400	3,024,000	75PD1470(1)40(2)	R75PD1470(1)40(2)
VDC	VAC	Capacitance Value (µF)	B (mm)	H (mm)	L (mm)	Lead Spacing (p)	dV/dt (V/µs)	Max K <sub>0</sub> (V <sup>2</sup> /µs)	New KEMET Part Number	Legacy Part Number

(1) Insert lead and packaging code. See Ordering Options Table for available options.

(2) J = 5%, K = 10%, M = 20%

**Table 1 – Ratings & Part Number Reference cont'd**

VDC	VAC	Capacitance Value (µF)	Dimensions in mm			Lead Spacing (p)	dV/dt (V/µs)	Max K <sub>0</sub> (V <sup>2</sup> /µs)	New KEMET Part Number	Legacy Part Number
			B	H	L					
630	250	0.0056	4.0	9.0	10.0	7.5	2,400	3,024,000	75PD1560(1)40(2)	R75PD1560(1)40(2)
630	250	0.0068	4.0	9.0	10.0	7.5	2,400	3,024,000	75PD1680(1)40(2)	R75PD1680(1)40(2)
630	250	0.0082	4.0	9.0	10.0	7.5	2,400	3,024,000	75PD1820(1)40(2)	R75PD1820(1)40(2)
630	250	0.010	5.0	10.5	10.0	7.5	2,400	3,024,000	75PD2100(1)40(2)	R75PD2100(1)40(2)
630	250	0.012	5.0	10.5	10.0	7.5	2,400	3,024,000	75PD2120(1)40(2)	R75PD2120(1)40(2)
630	250	0.015	6.0	12.0	10.5	7.5	2,400	3,024,000	75PD2150(1)30(2)	R75PD2150(1)30(2)
630	250	0.018	6.0	12.0	10.5	7.5	2,400	3,024,000	75PD2180(1)30(2)	R75PD2180(1)30(2)
630	250	0.0010	4.0	9.0	13.0	10.0	2,000	2,520,000	75PF1100(1)00(2)	R75PF1100(1)00(2)
630	250	0.0012	4.0	9.0	13.0	10.0	2,000	2,520,000	75PF1120(1)00(2)	R75PF1120(1)00(2)
630	250	0.0015	4.0	9.0	13.0	10.0	2,000	2,520,000	75PF1150(1)00(2)	R75PF1150(1)00(2)
630	250	0.0018	4.0	9.0	13.0	10.0	2,000	2,520,000	75PF1180(1)00(2)	R75PF1180(1)00(2)
630	250	0.0022	4.0	9.0	13.0	10.0	2,000	2,520,000	75PF1220(1)00(2)	R75PF1220(1)00(2)
630	250	0.0027	4.0	9.0	13.0	10.0	2,000	2,520,000	75PF1270(1)00(2)	R75PF1270(1)00(2)
630	250	0.0033	4.0	9.0	13.0	10.0	2,000	2,520,000	75PF1330(1)00(2)	R75PF1330(1)00(2)
630	250	0.0039	4.0	9.0	13.0	10.0	2,000	2,520,000	75PF1390(1)00(2)	R75PF1390(1)00(2)
630	250	0.0047	4.0	9.0	13.0	10.0	2,000	2,520,000	75PF1470(1)00(2)	R75PF1470(1)00(2)
630	250	0.0056	4.0	9.0	13.0	10.0	2,000	2,520,000	75PF1560(1)00(2)	R75PF1560(1)00(2)
630	250	0.0068	4.0	9.0	13.0	10.0	2,000	2,520,000	75PF1680(1)00(2)	R75PF1680(1)00(2)
630	250	0.0082	4.0	9.0	13.0	10.0	2,000	2,520,000	75PF1820(1)00(2)	R75PF1820(1)00(2)
630	250	0.010	4.0	9.0	13.0	10.0	2,000	2,520,000	75PF2100(1)30(2)	R75PF2100(1)30(2)
630	250	0.012	4.0	9.0	13.0	10.0	2,000	2,520,000	75PF2120(1)30(2)	R75PF2120(1)30(2)
630	250	0.015	5.0	11.0	13.0	10.0	2,000	2,520,000	75PF2150(1)30(2)	R75PF2150(1)30(2)
630	250	0.018	5.0	11.0	13.0	10.0	2,000	2,520,000	75PF2180(1)30(2)	R75PF2180(1)30(2)
630	250	0.022	6.0	12.0	13.0	10.0	2,000	2,520,000	75PF2220(1)30(2)	R75PF2220(1)30(2)
630	250	0.027	5.0	11.0	18.0	15.0	1,000	1,260,000	75PI2270(1)00(2)	R75PI2270(1)00(2)
630	250	0.033	5.0	11.0	18.0	15.0	1,000	1,260,000	75PI2330(1)00(2)	R75PI2330(1)00(2)
630	250	0.039	5.0	11.0	18.0	15.0	1,000	1,260,000	75PI2390(1)30(2)	R75PI2390(1)30(2)
630	250	0.047	5.0	11.0	18.0	15.0	1,000	1,260,000	75PI2470(1)30(2)	R75PI2470(1)30(2)
630	250	0.056	5.0	11.0	18.0	15.0	1,000	1,260,000	75PI2560(1)30(2)	R75PI2560(1)30(2)
630	250	0.068	6.0	12.0	18.0	15.0	1,000	1,260,000	75PI2680(1)30(2)	R75PI2680(1)30(2)
630	250	0.082	6.0	12.0	18.0	15.0	1,000	1,260,000	75PI2820(1)30(2)	R75PI2820(1)30(2)
630	250	0.10	7.5	13.5	18.0	15.0	1,000	1,260,000	75PI3100(1)30(2)	R75PI3100(1)30(2)
630	250	0.10	9.0	12.5	18.0	15.0	1,000	1,260,000	75PI3100(1)70(2)	R75PI3100(1)70(2)
630	250	0.12	7.5	13.5	18.0	15.0	1,000	1,260,000	75PI3120(1)30(2)	R75PI3120(1)30(2)
630	250	0.12	9.0	12.5	18.0	15.0	1,000	1,260,000	75PI3120(1)70(2)	R75PI3120(1)70(2)
630	250	0.15	8.5	14.5	18.0	15.0	1,000	1,260,000	75PI3150(1)30(2)	R75PI3150(1)30(2)
630	250	0.15	13.0	12.0	18.0	15.0	1,000	1,260,000	75PI3150(1)70(2)	R75PI3150(1)70(2)
630	250	0.18	10.0	16.0	18.0	15.0	1,000	1,260,000	75PI3180(1)30(2)	R75PI3180(1)30(2)
630	250	0.18	13.0	12.0	18.0	15.0	1,000	1,260,000	75PI3180(1)70(2)	R75PI3180(1)70(2)
630	250	0.22	10.0	16.0	18.0	15.0	1,000	1,260,000	75PI3220(1)30(2)	R75PI3220(1)30(2)
630	250	0.27	11.0	19.0	18.0	15.0	1,000	1,260,000	75PI3270(1)30(2)	R75PI3270(1)30(2)
630	250	0.33	11.0	19.0	18.0	15.0	1,000	1,260,000	75PI3330(1)30(2)	R75PI3330(1)30(2)
630	250	0.082	6.0	15.0	26.5	22.5	400	504,000	75PN2820(1)30(2)	R75PN2820(1)30(2)
630	250	0.10	6.0	15.0	26.5	22.5	400	504,000	75PN3100(1)30(2)	R75PN3100(1)30(2)
630	250	0.12	6.0	15.0	26.5	22.5	400	504,000	75PN3120(1)30(2)	R75PN3120(1)30(2)
630	250	0.15	6.0	15.0	26.5	22.5	400	504,000	75PN3150(1)30(2)	R75PN3150(1)30(2)
630	250	0.18	7.0	16.0	26.5	22.5	400	504,000	75PN3180(1)30(2)	R75PN3180(1)30(2)
630	250	0.22	7.0	16.0	26.5	22.5	400	504,000	75PN3220(1)30(2)	R75PN3220(1)30(2)
630	250	0.27	8.5	17.0	26.5	22.5	400	504,000	75PN3270(1)30(2)	R75PN3270(1)30(2)
630	250	0.33	10.0	18.5	26.5	22.5	400	504,000	75PN3330(1)30(2)	R75PN3330(1)30(2)
630	250	0.39	10.0	18.5	26.5	22.5	400	504,000	75PN3390(1)30(2)	R75PN3390(1)30(2)
630	250	0.47	11.0	20.0	26.5	22.5	400	504,000	75PN3470(1)30(2)	R75PN3470(1)30(2)
630	250	0.56	11.0	20.0	26.5	22.5	400	504,000	75PN3560(1)30(2)	R75PN3560(1)30(2)
630	250	0.68	13.0	22.0	26.5	22.5	400	504,000	75PN3680(1)30(2)	R75PN3680(1)30(2)
630	250	0.39	9.0	17.0	32.0	27.5	180	226,800	75PR3390(1)30(2)	R75PR3390(1)30(2)
630	250	0.47	9.0	17.0	32.0	27.5	180	226,800	75PR3470(1)40(2)	R75PR3470(1)40(2)
630	250	0.56	11.0	20.0	32.0	27.5	180	226,800	75PR3560(1)30(2)	R75PR3560(1)30(2)
630	250	0.68	11.0	20.0	32.0	27.5	180	226,800	75PR3680(1)30(2)	R75PR3680(1)30(2)
630	250	0.82	13.0	22.0	32.0	27.5	180	226,800	75PR3820(1)30(2)	R75PR3820(1)30(2)
630	250	1.0	13.0	22.0	32.0	27.5	180	226,800	75PR4100(1)30(2)	R75PR4100(1)30(2)
VDC	VAC	Capacitance Value (µF)	B (mm)	H (mm)	L (mm)	Lead Spacing (p)	dV/dt (V/µs)	Max K <sub>0</sub> (V <sup>2</sup> /µs)	New KEMET Part Number	Legacy Part Number

(1) Insert lead and packaging code. See Ordering Options Table for available options.

(2) J = 5%, K = 10%, M = 20%



**Table 1 – Ratings & Part Number Reference cont'd**

VDC	VAC	Capacitance Value (µF)	Dimensions in mm			Lead Spacing (p)	dV/dt (V/µs)	Max K <sub>0</sub> (V <sup>2</sup> /µs)	New KEMET Part Number	Legacy Part Number
			B	H	L					
630	250	1.2	14.0	28.0	32.0	27.5	180	226,800	75PR4120(1)40(2)	R75PR4120(1)40(2)
630	250	1.5	14.0	28.0	32.0	27.5	180	226,800	75PR4150(1)30(2)	R75PR4150(1)30(2)
630	250	1.8	18.0	33.0	32.0	27.5	180	226,800	75PR4180(1)30(2)	R75PR4180(1)30(2)
630	250	2.2	18.0	33.0	32.0	27.5	180	226,800	75PR4220(1)30(2)	R75PR4220(1)30(2)
630	250	2.7	22.0	37.0	32.0	27.5	180	226,800	75PR4270(1)30(2)	R75PR4270(1)30(2)
630	250	3.3	22.0	37.0	32.0	27.5	180	226,800	75PR4330(1)30(2)	R75PR4330(1)30(2)
630	250	0.68	11.0	22.0	41.5	37.5	90	113,400	75PW3680(1)30(2)	R75PW3680(1)30(2)
630	250	0.82	11.0	22.0	41.5	37.5	90	113,400	75PW3820(1)30(2)	R75PW3820(1)30(2)
630	250	1.0	11.0	22.0	41.5	37.5	90	113,400	75PW4100(1)30(2)	R75PW4100(1)30(2)
630	250	1.2	13.0	24.0	41.5	37.5	90	113,400	75PW4120(1)30(2)	R75PW4120(1)30(2)
630	250	1.5	13.0	24.0	41.5	37.5	90	113,400	75PW4150(1)30(2)	R75PW4150(1)30(2)
630	250	1.8	16.0	28.5	41.5	37.5	90	113,400	75PW4180(1)30(2)	R75PW4180(1)30(2)
630	250	2.2	16.0	28.5	41.5	37.5	90	113,400	75PW4220(1)30(2)	R75PW4220(1)30(2)
630	250	2.7	19.0	32.0	41.5	37.5	90	113,400	75PW4270(1)30(2)	R75PW4270(1)30(2)
630	250	3.3	19.0	32.0	41.5	37.5	90	113,400	75PW4330(1)30(2)	R75PW4330(1)30(2)
630	250	3.9	19.0	32.0	41.5	37.5	90	113,400	75PW4390(1)40(2)	R75PW4390(1)40(2)
630	250	4.7	20.0	40.0	41.5	37.5	90	113,400	75PW4470(1)30(2)	R75PW4470(1)30(2)
630	250	5.6	20.0	40.0	41.5	37.5	90	113,400	75PW4560(1)40(2)	R75PW4560(1)40(2)
630	250	6.8	24.0	44.0	41.5	37.5	90	113,400	75PW4680(1)30(2)	R75PW4680(1)30(2)
630	250	8.2	30.0	45.0	41.5	37.5	90	113,400	75PW4820(1)30(2)	R75PW4820(1)30(2)
1,000	250	0.012	5.0	11.0	18.0	15.0	2,000	4,000,000	75QI2120(1)00(2)	R75QI2120(1)00(2)
1,000	250	0.015	5.0	11.0	18.0	15.0	2,000	4,000,000	75QI2150(1)00(2)	R75QI2150(1)00(2)
1,000	250	0.018	5.0	11.0	18.0	15.0	2,000	4,000,000	75QI2180(1)00(2)	R75QI2180(1)00(2)
1,000	250	0.022	5.0	11.0	18.0	15.0	2,000	4,000,000	75QI2220(1)00(2)	R75QI2220(1)00(2)
1,000	250	0.027	6.0	12.0	18.0	15.0	2,000	4,000,000	75QI2270(1)00(2)	R75QI2270(1)00(2)
1,000	250	0.033	6.0	12.0	18.0	15.0	2,000	4,000,000	75QI2330(1)00(2)	R75QI2330(1)00(2)
1,000	250	0.039	7.5	13.5	18.0	15.0	2,000	4,000,000	75QI2390(1)00(2)	R75QI2390(1)00(2)
1,000	250	0.047	7.5	13.5	18.0	15.0	2,000	4,000,000	75QI2470(1)00(2)	R75QI2470(1)00(2)
1,000	250	0.047	9.0	12.5	18.0	15.0	2,000	4,000,000	75QI2470(1)60(2)	R75QI2470(1)60(2)
1,000	250	0.056	8.5	14.5	18.0	15.0	2,000	4,000,000	75QI2560(1)00(2)	R75QI2560(1)00(2)
1,000	250	0.056	9.0	12.5	18.0	15.0	2,000	4,000,000	75QI2560(1)60(2)	R75QI2560(1)60(2)
1,000	250	0.068	8.5	14.5	18.0	15.0	2,000	4,000,000	75QI2680(1)00(2)	R75QI2680(1)00(2)
1,000	250	0.068	13.0	12.0	18.0	15.0	2,000	4,000,000	75QI2680(1)60(2)	R75QI2680(1)60(2)
1,000	250	0.082	10.0	16.0	18.0	15.0	2,000	4,000,000	75QI2820(1)00(2)	R75QI2820(1)00(2)
1,000	250	0.10	11.0	19.0	18.0	15.0	2,000	4,000,000	75QI3100(1)00(2)	R75QI3100(1)00(2)
1,000	250	0.047	6.0	15.0	26.5	22.5	600	1,200,000	75QN2470(1)00(2)	R75QN2470(1)00(2)
1,000	250	0.056	6.0	15.0	26.5	22.5	600	1,200,000	75QN2560(1)00(2)	R75QN2560(1)00(2)
1,000	250	0.068	6.0	15.0	26.5	22.5	600	1,200,000	75QN2680(1)00(2)	R75QN2680(1)00(2)
1,000	250	0.082	7.0	16.0	26.5	22.5	600	1,200,000	75QN2820(1)00(2)	R75QN2820(1)00(2)
1,000	250	0.10	7.0	16.0	26.5	22.5	600	1,200,000	75QN3100(1)00(2)	R75QN3100(1)00(2)
1,000	250	0.12	8.5	17.0	26.5	22.5	600	1,200,000	75QN3120(1)00(2)	R75QN3120(1)00(2)
1,000	250	0.15	10.0	18.5	26.5	22.5	600	1,200,000	75QN3150(1)00(2)	R75QN3150(1)00(2)
1,000	250	0.18	10.0	18.5	26.5	22.5	600	1,200,000	75QN3180(1)00(2)	R75QN3180(1)00(2)
1,000	250	0.22	11.0	20.0	26.5	22.5	600	1,200,000	75QN3220(1)00(2)	R75QN3220(1)00(2)
1,000	250	0.15	9.0	17.0	32.0	27.5	200	400,000	75QR3150(1)00(2)	R75QR3150(1)00(2)
1,000	250	0.18	9.0	17.0	32.0	27.5	200	400,000	75QR3180(1)00(2)	R75QR3180(1)00(2)
1,000	250	0.22	11.0	20.0	32.0	27.5	200	400,000	75QR3220(1)10(2)	R75QR3220(1)10(2)
1,000	250	0.27	11.0	20.0	32.0	27.5	200	400,000	75QR3270(1)00(2)	R75QR3270(1)00(2)
1,000	250	0.33	13.0	22.0	32.0	27.5	200	400,000	75QR3330(1)00(2)	R75QR3330(1)00(2)
1,000	250	0.39	13.0	22.0	32.0	27.5	200	400,000	75QR3390(1)00(2)	R75QR3390(1)00(2)
1,000	250	0.47	13.0	25.0	32.0	27.5	200	400,000	75QR3470(1)10(2)	R75QR3470(1)10(2)
1,000	250	0.56	14.0	28.0	32.0	27.5	200	400,000	75QR3560(1)10(2)	R75QR3560(1)10(2)
1,000	250	0.68	18.0	33.0	32.0	27.5	200	400,000	75QR3680(1)00(2)	R75QR3680(1)00(2)
1,000	250	0.82	18.0	33.0	32.0	27.5	200	400,000	75QR3820(1)00(2)	R75QR3820(1)00(2)
1,000	250	1.0	18.0	33.0	32.0	27.5	200	400,000	75QR4100(1)00(2)	R75QR4100(1)00(2)
1,000	250	1.2	22.0	37.0	32.0	27.5	200	400,000	75QR4120(1)00(2)	R75QR4120(1)00(2)
1,000	250	1.5	22.0	37.0	32.0	27.5	200	400,000	75QR4150(1)00(2)	R75QR4150(1)00(2)
1,000	250	0.27	11.0	22.0	41.5	37.5	150	300,000	75QW3270(1)00(2)	R75QW3270(1)00(2)
1,000	250	0.33	11.0	22.0	41.5	37.5	150	300,000	75QW3330(1)00(2)	R75QW3330(1)00(2)
1,000	250	0.39	11.0	22.0	41.5	37.5	150	300,000	75QW3390(1)00(2)	R75QW3390(1)00(2)
VDC	VAC	Capacitance Value (µF)	B (mm)	H (mm)	L (mm)	Lead Spacing (p)	dV/dt (V/µs)	Max K <sub>0</sub> (V <sup>2</sup> /µs)	New KEMET Part Number	Legacy Part Number

(1) Insert lead and packaging code. See Ordering Options Table for available options.

(2) J = 5%, K = 10%, M = 20%

**Table 1 – Ratings & Part Number Reference cont'd**

VDC	VAC	Capacitance Value (µF)	Dimensions in mm			Lead Spacing (p)	dV/dt (V/µs)	Max K <sub>0</sub> (V <sup>2</sup> /µs)	New KEMET Part Number	Legacy Part Number
			B	H	L					
1,000	250	0.47	11.0	22.0	41.5	37.5	150	300,000	75QW3470(1)00(2)	R75QW3470(1)00(2)
1,000	250	0.56	13.0	24.0	41.5	37.5	150	300,000	75QW3560(1)00(2)	R75QW3560(1)00(2)
1,000	250	0.68	13.0	24.0	41.5	37.5	150	300,000	75QW3680(1)00(2)	R75QW3680(1)00(2)
1,000	250	0.82	16.0	28.5	41.5	37.5	150	300,000	75QW3820(1)00(2)	R75QW3820(1)00(2)
1,000	250	1.0	16.0	28.5	41.5	37.5	150	300,000	75QW4100(1)00(2)	R75QW4100(1)00(2)
1,000	250	1.2	19.0	32.0	41.5	37.5	150	300,000	75QW4120(1)00(2)	R75QW4120(1)00(2)
1,000	250	1.5	19.0	32.0	41.5	37.5	150	300,000	75QW4150(1)00(2)	R75QW4150(1)00(2)
1,000	250	1.8	20.0	40.0	41.5	37.5	150	300,000	75QW4180(1)00(2)	R75QW4180(1)00(2)
1,000	250	2.2	20.0	40.0	41.5	37.5	150	300,000	75QW4220(1)00(2)	R75QW4220(1)00(2)
1,000	250	2.7	24.0	44.0	41.5	37.5	150	300,000	75QW4270(1)00(2)	R75QW4270(1)00(2)
1,000	250	3.3	30.0	45.0	41.5	37.5	150	300,000	75QW4330(1)00(2)	R75QW4330(1)00(2)
1,000	250	3.9	30.0	45.0	41.5	37.5	150	300,000	75QW4390(1)00(2)	R75QW4390(1)00(2)
1,000	400	0.00022	3.0	8.0	10.0	7.5	4,000	8,000,000	75QD0220(1)30(2)	R75QD0220(1)30(2)
1,000	400	0.00027	3.0	8.0	10.0	7.5	4,000	8,000,000	75QD0270(1)30(2)	R75QD0270(1)30(2)
1,000	400	0.00033	3.0	8.0	10.0	7.5	4,000	8,000,000	75QD0330(1)30(2)	R75QD0330(1)30(2)
1,000	400	0.00039	3.0	8.0	10.0	7.5	4,000	8,000,000	75QD0390(1)30(2)	R75QD0390(1)30(2)
1,000	400	0.00047	3.0	8.0	10.0	7.5	4,000	8,000,000	75QD0470(1)30(2)	R75QD0470(1)30(2)
1,000	400	0.00056	3.0	8.0	10.0	7.5	4,000	8,000,000	75QD0560(1)30(2)	R75QD0560(1)30(2)
1,000	400	0.00068	3.0	8.0	10.0	7.5	4,000	8,000,000	75QD0680(1)30(2)	R75QD0680(1)30(2)
1,000	400	0.00082	3.0	8.0	10.0	7.5	4,000	8,000,000	75QD0820(1)30(2)	R75QD0820(1)30(2)
1,000	400	0.0010	3.0	8.0	10.0	7.5	4,000	8,000,000	75QD1100(1)30(2)	R75QD1100(1)30(2)
1,000	400	0.0012	4.0	9.0	10.0	7.5	4,000	8,000,000	75QD1120(1)30(2)	R75QD1120(1)30(2)
1,000	400	0.0015	4.0	9.0	10.0	7.5	4,000	8,000,000	75QD1150(1)30(2)	R75QD1150(1)30(2)
1,000	400	0.0018	4.0	9.0	10.0	7.5	4,000	8,000,000	75QD1180(1)30(2)	R75QD1180(1)30(2)
1,000	400	0.0022	4.0	9.0	10.0	7.5	4,000	8,000,000	75QD1220(1)30(2)	R75QD1220(1)30(2)
1,000	400	0.0027	4.0	9.0	10.0	7.5	4,000	8,000,000	75QD1270(1)30(2)	R75QD1270(1)30(2)
1,000	400	0.0033	4.0	9.0	10.0	7.5	4,000	8,000,000	75QD1330(1)30(2)	R75QD1330(1)30(2)
1,000	400	0.0039	5.0	10.5	10.0	7.5	4,000	8,000,000	75QD1390(1)30(2)	R75QD1390(1)30(2)
1,000	400	0.0047	5.0	10.5	10.0	7.5	4,000	8,000,000	75QD1470(1)30(2)	R75QD1470(1)30(2)
1,000	400	0.0056	5.0	10.5	10.0	7.5	4,000	8,000,000	75QD1560(1)30(2)	R75QD1560(1)30(2)
1,000	400	0.0068	6.0	12.0	10.5	7.5	4,000	8,000,000	75QD1680(1)30(2)	R75QD1680(1)30(2)
1,000	400	0.0082	6.0	12.0	10.5	7.5	4,000	8,000,000	75QD1820(1)30(2)	R75QD1820(1)30(2)
1,250	600	0.0082	5.0	11.0	18.0	15.0	3,300	8,250,000	75RI1820(1)30(2)	R75RI1820(1)30(2)
1,250	600	0.010	5.0	11.0	18.0	15.0	3,300	8,250,000	75RI2100(1)30(2)	R75RI2100(1)30(2)
1,250	600	0.012	6.0	12.0	18.0	15.0	3,300	8,250,000	75RI2120(1)30(2)	R75RI2120(1)30(2)
1,250	600	0.015	6.0	12.0	18.0	15.0	3,300	8,250,000	75RI2150(1)30(2)	R75RI2150(1)30(2)
1,250	600	0.018	7.5	13.5	18.0	15.0	3,300	8,250,000	75RI2180(1)30(2)	R75RI2180(1)30(2)
1,250	600	0.022	7.5	13.5	18.0	15.0	3,300	8,250,000	75RI2220(1)30(2)	R75RI2220(1)30(2)
1,250	600	0.022	9.0	12.5	18.0	15.0	3,300	8,250,000	75RI2220(1)70(2)	R75RI2220(1)70(2)
1,250	600	0.027	8.5	14.5	18.0	15.0	3,300	8,250,000	75RI2270(1)30(2)	R75RI2270(1)30(2)
1,250	600	0.027	13.0	12.0	18.0	15.0	3,300	8,250,000	75RI2270(1)70(2)	R75RI2270(1)70(2)
1,250	600	0.033	10.0	16.0	18.0	15.0	3,300	8,250,000	75RI2330(1)30(2)	R75RI2330(1)30(2)
1,250	600	0.033	13.0	12.0	18.0	15.0	3,300	8,250,000	75RI2330(1)70(2)	R75RI2330(1)70(2)
1,250	600	0.039	10.0	16.0	18.0	15.0	3,300	8,250,000	75RI2390(1)30(2)	R75RI2390(1)30(2)
1,250	600	0.047	11.0	19.0	18.0	15.0	3,300	8,250,000	75RI2470(1)30(2)	R75RI2470(1)30(2)
1,250	600	0.056	11.0	19.0	18.0	15.0	3,300	8,250,000	75RI2560(1)30(2)	R75RI2560(1)30(2)
1,250	600	0.033	6.0	15.0	26.5	22.5	2,100	5,250,000	75RN2330(1)30(2)	R75RN2330(1)30(2)
1,250	600	0.039	6.0	15.0	26.5	22.5	2,100	5,250,000	75RN2390(1)30(2)	R75RN2390(1)30(2)
1,250	600	0.047	7.0	16.0	26.5	22.5	2,100	5,250,000	75RN2470(1)30(2)	R75RN2470(1)30(2)
1,250	600	0.056	7.0	16.0	26.5	22.5	2,100	5,250,000	75RN2560(1)30(2)	R75RN2560(1)30(2)
1,250	600	0.068	8.5	17.0	26.5	22.5	2,100	5,250,000	75RN2680(1)30(2)	R75RN2680(1)30(2)
1,250	600	0.082	10.0	18.5	26.5	22.5	2,100	5,250,000	75RN2820(1)30(2)	R75RN2820(1)30(2)
1,250	600	0.10	10.0	18.5	26.5	22.5	2,100	5,250,000	75RN3100(1)30(2)	R75RN3100(1)30(2)
1,250	600	0.12	11.0	20.0	26.5	22.5	2,100	5,250,000	75RN3120(1)30(2)	R75RN3120(1)30(2)
1,250	600	0.15	13.0	22.0	26.5	22.5	2,100	5,250,000	75RN3150(1)30(2)	R75RN3150(1)30(2)
1,250	600	0.10	9.0	17.0	32.0	27.5	500	1,250,000	75RR3100(1)40(2)	R75RR3100(1)40(2)
1,250	600	0.12	9.0	17.0	32.0	27.5	500	1,250,000	75RR3120(1)40(2)	R75RR3120(1)40(2)
1,250	600	0.15	11.0	20.0	32.0	27.5	500	1,250,000	75RR3150(1)40(2)	R75RR3150(1)40(2)
1,250	600	0.18	11.0	20.0	32.0	27.5	500	1,250,000	75RR3180(1)40(2)	R75RR3180(1)40(2)
1,250	600	0.22	13.0	22.0	32.0	27.5	500	1,250,000	75RR3220(1)40(2)	R75RR3220(1)40(2)
VDC	VAC	Capacitance Value (µF)	B (mm)	H (mm)	L (mm)	Lead Spacing (p)	dV/dt (V/µs)	Max K <sub>0</sub> (V <sup>2</sup> /µs)	New KEMET Part Number	Legacy Part Number

(1) Insert lead and packaging code. See Ordering Options Table for available options.

(2) J = 5%, K = 10%, M = 20%



**Table 1 – Ratings & Part Number Reference cont'd**

VDC	VAC	Capacitance Value (µF)	Dimensions in mm			Lead Spacing (p)	dV/dt (V/µs)	Max K <sub>0</sub> (V <sup>2</sup> /µs)	New KEMET Part Number	Legacy Part Number
			B	H	L					
1,250	600	0.27	13.0	25.0	32.0	27.5	500	1,250,000	75RR3270(1)40(2)	R75RR3270(1)40(2)
1,250	600	0.33	13.0	25.0	32.0	27.5	500	1,250,000	75RR3330(1)40(2)	R75RR3330(1)40(2)
1,250	600	0.39	18.0	33.0	32.0	27.5	500	1,250,000	75RR3390(1)40(2)	R75RR3390(1)40(2)
1,250	600	0.47	18.0	33.0	32.0	27.5	500	1,250,000	75RR3470(1)40(2)	R75RR3470(1)40(2)
1,250	600	0.56	18.0	33.0	32.0	27.5	500	1,250,000	75RR3560(1)40(2)	R75RR3560(1)40(2)
1,250	600	0.68	22.0	37.0	32.0	27.5	500	1,250,000	75RR3680(1)40(2)	R75RR3680(1)40(2)
1,250	600	0.82	22.0	37.0	32.0	27.5	500	1,250,000	75RR3820(1)40(2)	R75RR3820(1)40(2)
1,250	600	0.27	11.0	22.0	41.5	37.5	360	900,000	75RW3270(1)30(2)	R75RW3270(1)30(2)
1,250	600	0.33	11.0	22.0	41.5	37.5	360	900,000	75RW3330(1)30(2)	R75RW3330(1)30(2)
1,250	600	0.39	13.0	24.0	41.5	37.5	360	900,000	75RW3390(1)30(2)	R75RW3390(1)30(2)
1,250	600	0.47	16.0	28.5	41.5	37.5	360	900,000	75RW3470(1)40(2)	R75RW3470(1)40(2)
1,250	600	0.56	16.0	28.5	41.5	37.5	360	900,000	75RW3560(1)40(2)	R75RW3560(1)40(2)
1,250	600	0.68	16.0	28.5	41.5	37.5	360	900,000	75RW3680(1)40(2)	R75RW3680(1)40(2)
1,250	600	0.82	19.0	32.0	41.5	37.5	360	900,000	75RW3820(1)40(2)	R75RW3820(1)40(2)
1,250	600	1.0	20.0	40.0	41.5	37.5	360	900,000	75RW4100(1)30(2)	R75RW4100(1)30(2)
1,250	600	1.2	20.0	40.0	41.5	37.5	360	900,000	75RW4120(1)40(2)	R75RW4120(1)40(2)
1,250	600	1.5	24.0	44.0	41.5	37.5	360	900,000	75RW4150(1)40(2)	R75RW4150(1)40(2)
1,250	600	1.8	24.0	44.0	41.5	37.5	360	900,000	75RW4180(1)30(2)	R75RW4180(1)30(2)
1,250	600	2.2	30.0	45.0	41.5	37.5	360	900,000	75RW4220(1)30(2)	R75RW4220(1)30(2)
1,600	650	0.0039	4.0	10.0	18.0	15.0	6,000	19,200,000	75TI1390(1)30(2)	R75TI1390(1)30(2)
1,600	650	0.0047	4.0	10.0	18.0	15.0	6,000	19,200,000	75TI1470(1)30(2)	R75TI1470(1)30(2)
1,600	650	0.0056	5.0	11.0	18.0	15.0	6,000	19,200,000	75TI1560(1)30(2)	R75TI1560(1)30(2)
1,600	650	0.0068	5.0	11.0	18.0	15.0	6,000	19,200,000	75TI1680(1)30(2)	R75TI1680(1)30(2)
1,600	650	0.0082	6.0	12.0	18.0	15.0	6,000	19,200,000	75TI1820(1)30(2)	R75TI1820(1)30(2)
1,600	650	0.010	6.0	12.0	18.0	15.0	6,000	19,200,000	75TI2100(1)30(2)	R75TI2100(1)30(2)
1,600	650	0.012	7.5	13.5	18.0	15.0	6,000	19,200,000	75TI2120(1)30(2)	R75TI2120(1)30(2)
1,600	650	0.015	7.5	13.5	18.0	15.0	6,000	19,200,000	75TI2150(1)30(2)	R75TI2150(1)30(2)
1,600	650	0.018	8.5	14.5	18.0	15.0	6,000	19,200,000	75TI2180(1)30(2)	R75TI2180(1)30(2)
1,600	650	0.018	9.0	12.5	18.0	15.0	6,000	19,200,000	75TI2180(1)70(2)	R75TI2180(1)70(2)
1,600	650	0.022	10.0	16.0	18.0	15.0	6,000	19,200,000	75TI2220(1)30(2)	R75TI2220(1)30(2)
1,600	650	0.022	13.0	12.0	18.0	15.0	6,000	19,200,000	75TI2220(1)70(2)	R75TI2220(1)70(2)
1,600	650	0.027	10.0	16.0	18.0	15.0	6,000	19,200,000	75TI2270(1)30(2)	R75TI2270(1)30(2)
1,600	650	0.033	11.0	19.0	18.0	15.0	6,000	19,200,000	75TI2330(1)30(2)	R75TI2330(1)30(2)
1,600	650	0.027	6.0	15.0	26.5	22.5	3,000	9,600,000	75TN2270(1)30(2)	R75TN2270(1)30(2)
1,600	650	0.033	7.0	16.0	26.5	22.5	3,000	9,600,000	75TN2330(1)30(2)	R75TN2330(1)30(2)
1,600	650	0.039	7.0	16.0	26.5	22.5	3,000	9,600,000	75TN2390(1)30(2)	R75TN2390(1)30(2)
1,600	650	0.047	8.5	17.0	26.5	22.5	3,000	9,600,000	75TN2470(1)30(2)	R75TN2470(1)30(2)
1,600	650	0.056	10.0	18.5	26.5	22.5	3,000	9,600,000	75TN2560(1)30(2)	R75TN2560(1)30(2)
1,600	650	0.068	10.0	18.5	26.5	22.5	3,000	9,600,000	75TN2680(1)30(2)	R75TN2680(1)30(2)
1,600	650	0.082	11.0	20.0	26.5	22.5	3,000	9,600,000	75TN2820(1)30(2)	R75TN2820(1)30(2)
1,600	650	0.10	13.0	22.0	26.5	22.5	3,000	9,600,000	75TN3100(1)30(2)	R75TN3100(1)30(2)
1,600	650	0.12	13.0	22.0	26.5	22.5	3,000	9,600,000	75TN3120(1)30(2)	R75TN3120(1)30(2)
1,600	650	0.068	9.0	17.0	32.0	27.5	1,500	4,800,000	75TR2680(1)30(2)	R75TR2680(1)30(2)
1,600	650	0.082	9.0	17.0	32.0	27.5	1,500	4,800,000	75TR2820(1)30(2)	R75TR2820(1)30(2)
1,600	650	0.10	11.0	20.0	32.0	27.5	1,500	4,800,000	75TR3100(1)40(2)	R75TR3100(1)40(2)
1,600	650	0.12	11.0	20.0	32.0	27.5	1,500	4,800,000	75TR3120(1)30(2)	R75TR3120(1)30(2)
1,600	650	0.15	13.0	22.0	32.0	27.5	1,500	4,800,000	75TR3150(1)30(2)	R75TR3150(1)30(2)
1,600	650	0.18	13.0	22.0	32.0	27.5	1,500	4,800,000	75TR3180(1)30(2)	R75TR3180(1)30(2)
1,600	650	0.22	13.0	25.0	32.0	27.5	1,500	4,800,000	75TR3220(1)40(2)	R75TR3220(1)40(2)
1,600	650	0.27	18.0	33.0	32.0	27.5	1,500	4,800,000	75TR3270(1)30(2)	R75TR3270(1)30(2)
1,600	650	0.33	18.0	33.0	32.0	27.5	1,500	4,800,000	75TR3330(1)30(2)	R75TR3330(1)30(2)
1,600	650	0.39	18.0	33.0	32.0	27.5	1,500	4,800,000	75TR3390(1)30(2)	R75TR3390(1)30(2)
1,600	650	0.47	22.0	37.0	32.0	27.5	1,500	4,800,000	75TR3470(1)30(2)	R75TR3470(1)30(2)
1,600	650	0.56	22.0	37.0	32.0	27.5	1,500	4,800,000	75TR3560(1)30(2)	R75TR3560(1)30(2)
1,600	650	0.18	11.0	22.0	41.5	37.5	750	2,400,000	75TW3180(1)30(2)	R75TW3180(1)30(2)
1,600	650	0.22	11.0	22.0	41.5	37.5	750	2,400,000	75TW3220(1)30(2)	R75TW3220(1)30(2)
1,600	650	0.27	13.0	24.0	41.5	37.5	750	2,400,000	75TW3270(1)30(2)	R75TW3270(1)30(2)
1,600	650	0.33	16.0	28.5	41.5	37.5	750	2,400,000	75TW3330(1)30(2)	R75TW3330(1)30(2)
1,600	650	0.39	16.0	28.5	41.5	37.5	750	2,400,000	75TW3390(1)30(2)	R75TW3390(1)30(2)
1,600	650	0.47	16.0	28.5	41.5	37.5	750	2,400,000	75TW3470(1)30(2)	R75TW3470(1)30(2)
VDC	VAC	Capacitance Value (µF)	B (mm)	H (mm)	L (mm)	Lead Spacing (p)	dV/dt (V/µs)	Max K <sub>0</sub> (V <sup>2</sup> /µs)	New KEMET Part Number	Legacy Part Number

(1) Insert lead and packaging code. See Ordering Options Table for available options.

(2) J = 5%, K = 10%, M = 20%

**Table 1 – Ratings & Part Number Reference cont'd**

VDC	VAC	Capacitance Value (µF)	Dimensions in mm			Lead Spacing (p)	dV/dt (V/µs)	Max K <sub>0</sub> (V <sup>2</sup> /µs)	New KEMET Part Number	Legacy Part Number
			B	H	L					
1,600	650	0.56	19.0	32.0	41.5	37.5	750	2,400,000	75TW3560(1)30(2)	R75TW3560(1)30(2)
1,600	650	0.68	19.0	32.0	41.5	37.5	750	2,400,000	75TW3680(1)30(2)	R75TW3680(1)30(2)
1,600	650	0.82	20.0	40.0	41.5	37.5	750	2,400,000	75TW3820(1)30(2)	R75TW3820(1)30(2)
1,600	650	1.0	24.0	44.0	41.5	37.5	750	2,400,000	75TW4100(1)30(2)	R75TW4100(1)30(2)
1,600	650	1.2	24.0	44.0	41.5	37.5	750	2,400,000	75TW4120(1)30(2)	R75TW4120(1)30(2)
1,600	650	1.5	30.0	45.0	41.5	37.5	750	2,400,000	75TW4150(1)30(2)	R75TW4150(1)30(2)
2,000	700	0.0010	4.0	10.0	18.0	15.0	9,500	38,000,000	75UI1100(1)40(2)	R75UI1100(1)40(2)
2,000	700	0.0012	4.0	10.0	18.0	15.0	9,500	38,000,000	75UI1120(1)40(2)	R75UI1120(1)40(2)
2,000	700	0.0015	4.0	10.0	18.0	15.0	9,500	38,000,000	75UI1150(1)40(2)	R75UI1150(1)40(2)
2,000	700	0.0018	4.0	10.0	18.0	15.0	9,500	38,000,000	75UI1180(1)40(2)	R75UI1180(1)40(2)
2,000	700	0.0022	4.0	10.0	18.0	15.0	9,500	38,000,000	75UI1220(1)40(2)	R75UI1220(1)40(2)
2,000	700	0.0027	4.0	10.0	18.0	15.0	9,500	38,000,000	75UI1270(1)40(2)	R75UI1270(1)40(2)
2,000	700	0.0033	4.0	10.0	18.0	15.0	9,500	38,000,000	75UI1330(1)40(2)	R75UI1330(1)40(2)
2,000	700	0.0039	5.0	11.0	18.0	15.0	9,500	38,000,000	75UI1390(1)30(2)	R75UI1390(1)30(2)
2,000	700	0.0047	5.0	11.0	18.0	15.0	9,500	38,000,000	75UI1470(1)30(2)	R75UI1470(1)30(2)
2,000	700	0.0056	6.0	12.0	18.0	15.0	9,500	38,000,000	75UI1560(1)30(2)	R75UI1560(1)30(2)
2,000	700	0.0068	6.0	12.0	18.0	15.0	9,500	38,000,000	75UI1680(1)30(2)	R75UI1680(1)30(2)
2,000	700	0.0082	7.5	13.5	18.0	15.0	9,500	38,000,000	75UI1820(1)30(2)	R75UI1820(1)30(2)
2,000	700	0.010	7.5	13.5	18.0	15.0	9,500	38,000,000	75UI2100(1)30(2)	R75UI2100(1)30(2)
2,000	700	0.012	8.5	14.5	18.0	15.0	9,500	38,000,000	75UI2120(1)30(2)	R75UI2120(1)30(2)
2,000	700	0.012	9.0	12.5	18.0	15.0	9,500	38,000,000	75UI2120(1)70(2)	R75UI2120(1)70(2)
2,000	700	0.015	8.5	14.5	18.0	15.0	9,500	38,000,000	75UI2150(1)30(2)	R75UI2150(1)30(2)
2,000	700	0.015	13.0	12.0	18.0	15.0	9,500	38,000,000	75UI2150(1)70(2)	R75UI2150(1)70(2)
2,000	700	0.018	10.0	16.0	18.0	15.0	9,500	38,000,000	75UI2180(1)30(2)	R75UI2180(1)30(2)
2,000	700	0.018	13.0	12.0	18.0	15.0	9,500	38,000,000	75UI2180(1)70(2)	R75UI2180(1)70(2)
2,000	700	0.022	11.0	19.0	18.0	15.0	9,500	38,000,000	75UI2220(1)30(2)	R75UI2220(1)30(2)
2,000	700	0.027	11.0	19.0	18.0	15.0	9,500	38,000,000	75UI2270(1)30(2)	R75UI2270(1)30(2)
2,000	700	0.0047	6.0	15.0	26.5	22.5	3,500	14,000,000	75UN1470(1)30(2)	R75UN1470(1)30(2)
2,000	700	0.0056	6.0	15.0	26.5	22.5	3,500	14,000,000	75UN1560(1)30(2)	R75UN1560(1)30(2)
2,000	700	0.0068	6.0	15.0	26.5	22.5	3,500	14,000,000	75UN1680(1)30(2)	R75UN1680(1)30(2)
2,000	700	0.0082	6.0	15.0	26.5	22.5	3,500	14,000,000	75UN1820(1)30(2)	R75UN1820(1)30(2)
2,000	700	0.010	6.0	15.0	26.5	22.5	3,500	14,000,000	75UN2100(1)30(2)	R75UN2100(1)30(2)
2,000	700	0.012	6.0	15.0	26.5	22.5	3,500	14,000,000	75UN2120(1)30(2)	R75UN2120(1)30(2)
2,000	700	0.015	6.0	15.0	26.5	22.5	3,500	14,000,000	75UN2150(1)30(2)	R75UN2150(1)30(2)
2,000	700	0.018	6.0	15.0	26.5	22.5	3,500	14,000,000	75UN2180(1)30(2)	R75UN2180(1)30(2)
2,000	700	0.022	6.0	15.0	26.5	22.5	3,500	14,000,000	75UN2220(1)30(2)	R75UN2220(1)30(2)
2,000	700	0.027	7.0	16.0	26.5	22.5	3,500	14,000,000	75UN2270(1)30(2)	R75UN2270(1)30(2)
2,000	700	0.033	8.5	17.0	26.5	22.5	3,500	14,000,000	75UN2330(1)30(2)	R75UN2330(1)30(2)
2,000	700	0.039	10.0	18.5	26.5	22.5	3,500	14,000,000	75UN2390(1)30(2)	R75UN2390(1)30(2)
2,000	700	0.047	10.0	18.5	26.5	22.5	3,500	14,000,000	75UN2470(1)30(2)	R75UN2470(1)30(2)
2,000	700	0.056	11.0	20.0	26.5	22.5	3,500	14,000,000	75UN2560(1)30(2)	R75UN2560(1)30(2)
2,000	700	0.068	13.0	22.0	26.5	22.5	3,500	14,000,000	75UN2680(1)30(2)	R75UN2680(1)30(2)
2,000	700	0.047	9.0	17.0	32.0	27.5	1,000	4,000,000	75UR2470(1)30(2)	R75UR2470(1)30(2)
2,000	700	0.056	9.0	17.0	32.0	27.5	1,000	4,000,000	75UR2560(1)30(2)	R75UR2560(1)30(2)
2,000	700	0.068	9.0	17.0	32.0	27.5	1,000	4,000,000	75UR2680(1)40(2)	R75UR2680(1)40(2)
2,000	700	0.082	11.0	20.0	32.0	27.5	1,000	4,000,000	75UR2820(1)40(2)	R75UR2820(1)40(2)
2,000	700	0.10	11.0	20.0	32.0	27.5	1,000	4,000,000	75UR3100(1)30(2)	R75UR3100(1)30(2)
2,000	700	0.12	13.0	22.0	32.0	27.5	1,000	4,000,000	75UR3120(1)30(2)	R75UR3120(1)30(2)
2,000	700	0.15	13.0	25.0	32.0	27.5	1,000	4,000,000	75UR3150(1)40(2)	R75UR3150(1)40(2)
2,000	700	0.18	14.0	28.0	32.0	27.5	1,000	4,000,000	75UR3180(1)30(2)	R75UR3180(1)30(2)
2,000	700	0.22	14.0	28.0	32.0	27.5	1,000	4,000,000	75UR3220(1)40(2)	R75UR3220(1)40(2)
2,000	700	0.27	18.0	33.0	32.0	27.5	1,000	4,000,000	75UR3270(1)30(2)	R75UR3270(1)30(2)
2,000	700	0.33	18.0	33.0	32.0	27.5	1,000	4,000,000	75UR3330(1)40(2)	R75UR3330(1)40(2)
2,000	700	0.39	22.0	37.0	32.0	27.5	1,000	4,000,000	75UR3390(1)30(2)	R75UR3390(1)30(2)
2,000	700	0.47	22.0	37.0	32.0	27.5	1,000	4,000,000	75UR3470(1)40(2)	R75UR3470(1)40(2)
2,000	700	0.15	11.0	22.0	41.5	37.5	500	2,000,000	75UW3150(1)30(2)	R75UW3150(1)30(2)
2,000	700	0.18	13.0	24.0	41.5	37.5	500	2,000,000	75UW3180(1)30(2)	R75UW3180(1)30(2)
2,000	700	0.22	13.0	24.0	41.5	37.5	500	2,000,000	75UW3220(1)30(2)	R75UW3220(1)30(2)
2,000	700	0.27	16.0	28.5	41.5	37.5	500	2,000,000	75UW3270(1)30(2)	R75UW3270(1)30(2)
2,000	700	0.33	16.0	28.5	41.5	37.5	500	2,000,000	75UW3330(1)30(2)	R75UW3330(1)30(2)
VDC	VAC	Capacitance Value (µF)	B (mm)	H (mm)	L (mm)	Lead Spacing (p)	dV/dt (V/µs)	Max K <sub>0</sub> (V <sup>2</sup> /µs)	New KEMET Part Number	Legacy Part Number

(1) Insert lead and packaging code. See Ordering Options Table for available options.

(2) J = 5%, K = 10%, M = 20%

**Table 1 – Ratings & Part Number Reference cont'd**

VDC	VAC	Capacitance Value (μF)	Dimensions in mm			Lead Spacing (p)	dV/dt (V/μs)	Max K <sub>0</sub> (V <sup>2</sup> /μs)	New KEMET Part Number	Legacy Part Number
			B	H	L					
2,000	700	0.39	19.0	32.0	41.5	37.5	500	2,000,000	75UW3390(1)30(2)	R75UW3390(1)30(2)
2,000	700	0.47	19.0	32.0	41.5	37.5	500	2,000,000	75UW3470(1)30(2)	R75UW3470(1)30(2)
2,000	700	0.56	20.0	40.0	41.5	37.5	500	2,000,000	75UW3560(1)40(2)	R75UW3560(1)40(2)
2,000	700	0.68	20.0	40.0	41.5	37.5	500	2,000,000	75UW3680(1)30(2)	R75UW3680(1)30(2)
2,000	700	0.82	24.0	44.0	41.5	37.5	500	2,000,000	75UW3820(1)40(2)	R75UW3820(1)40(2)
2,000	700	1.00	24.0	44.0	41.5	37.5	500	2,000,000	75UW4100(1)30(2)	R75UW4100(1)30(2)
VDC	VAC	Capacitance Value (μF)	B (mm)	H (mm)	L (mm)	Lead Spacing (p)	dV/dt (V/μs)	Max K <sub>0</sub> (V <sup>2</sup> /μs)	New KEMET Part Number	Legacy Part Number

(1) Insert lead and packaging code. See Ordering Options Table for available options.

(2) J = 5%, K = 10%, M = 20%

## Soldering Process

The implementation of the RoHS directive has resulted in the selection of SnAgCu (SAC) alloys or SnCu alloys as primary solder. This has increased the liquidus temperature from that of 183°C for SnPb eutectic alloy to 217 – 221°C for the new alloys. As a result, the heat stress to the components, even in wave soldering, has increased considerably due to higher pre-heat and wave temperatures. Polypropylene capacitors are especially sensitive to heat (the melting point of polypropylene is 160 – 170°C). Wave soldering can be destructive, especially for mechanically small polypropylene capacitors (with lead spacing of 5 mm to 15 mm), and great care has to be taken during soldering. The recommended solder profiles from KEMET should be used. Please consult KEMET with any questions. In general, the wave soldering curve from IEC Publication 61760-1 Edition 2 serves as a solid guideline for successful soldering. Please see Figure 1.

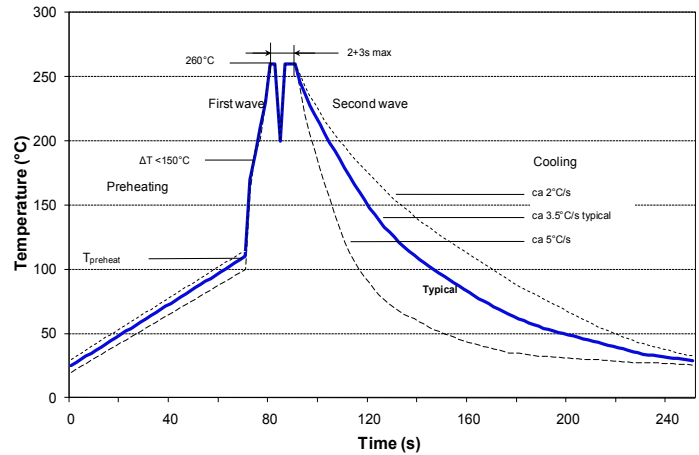
Reflow soldering is not recommended for through-hole film capacitors. Exposing capacitors to a soldering profile in excess of the above the recommended limits may result to degradation or permanent damage to the capacitors.

Do not place the polypropylene capacitor through an adhesive curing oven to cure resin for surface mount components. Insert through-hole parts after the curing of surface mount parts. Consult KEMET to discuss the actual temperature profile in the oven, if through-hole components must pass through the adhesive curing process. A maximum two soldering cycles is recommended. Please allow time for the capacitor surface temperature to return to a normal temperature before the second soldering cycle.

**Figure 1**

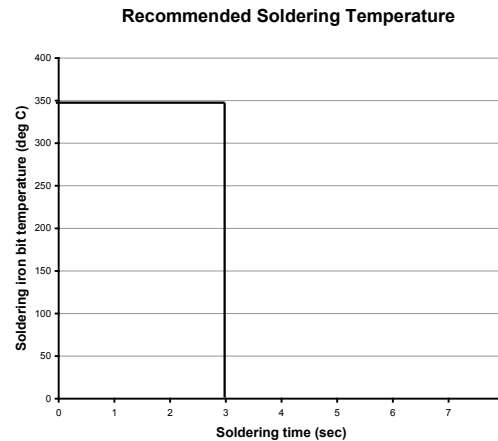
Dielectric Film Material	Maximum Preheat Temperature			Maximum Peak Soldering Temperature	
	Capacitor Lead Spacing <10 mm	Capacitor Lead Spacing = 15 mm	Capacitor Lead Spacing >15 mm	Capacitor Lead Spacing <15 mm	Capacitor Lead Spacing >15 mm
Polyester	130°C	130°C	130°C	270°C	270°C
Polypropylene	100°C	110°C	130°C	260°C	270°C
Polyphenylene Sulphide	150°C	150°C	160°C	270°C	270°C

## Wave Soldering Recommendations



## Manual Soldering Recommendations

Following is the recommendation for manual soldering with a soldering iron.



The soldering iron tip temperature should be set at 350°C (+10°C maximum) with the soldering duration not to exceed more than 3 seconds.

## Soldering Process cont'd

### Selective Soldering Recommendations

Selective dip soldering is a variation of reflow soldering. In this method, the printed circuit board with through-hole components to be soldered is preheated and transported over the solder bath as in normal flow soldering without touching the solder. When the board is over the bath, it is stopped and pre-designed solder pots are lifted from the bath with molten solder only at the places of the selected components, and pressed against the lower surface of the board to solder the components.

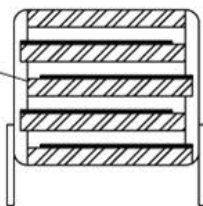
The temperature profile for selective soldering is similar to the double wave flow soldering outlined in this document, **however, instead of two baths, there is only one bath with a time from 3 to 10 seconds.** In selective soldering, the risk of overheating is greater than in double wave flow soldering, and great care must be taken so that the parts are not overheated.

---

## Construction

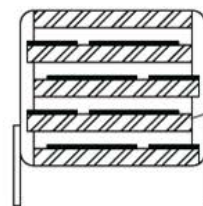
single sided metallized  
polypropylene film

1 section



single sided metallized  
polypropylene film

3 sections



---

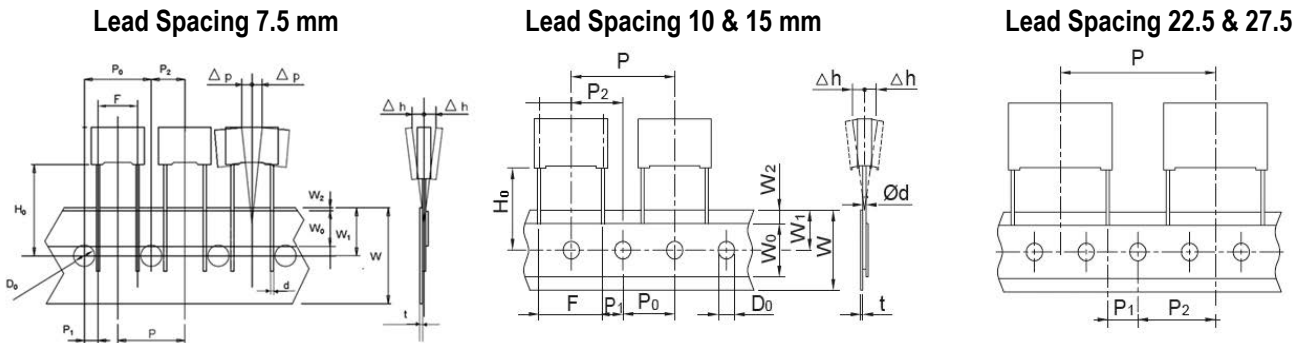
## Marking

- KEMET's logo
- Series
- Dielectric code (MKP)
- Capacitance
- Capacitance tolerance
- Rated DC voltage
- Manufacturing date code

## Packaging Quantities

Lead Spacing	Thickness (mm)	Height (mm)	Length (mm)	Bulk Short Leads	Bulk Long Leads	Standard Reel ø 355 mm	Large Reel ø 500 mm	Ammo Taped
7.5	3.0	8.0	10.0	1,500	1,750	2,100		2,800
	4.0	9.0	10.0	2,000	1,500	1,500		2,100
	5.0	10.5	10.0	1,500	1,000	1,200		1,600
	6.0	12.0	10.5	1,000	800	1,000		1,350
10	4.0	9.0	13.0	2,000	1,800	750	1,500	1,000
	5.0	11.0	13.0	1,300	1,500	600	1,250	800
	6.0	12.0	13.0	1,000	1,200	500	1,000	680
15	4.0	10.0	18.0	2,500	1,500	-	1,500	1,000
	5.0	11.0	18.0	2,000	1,000	600	1,250	800
	6.0	12.0	18.0	1,750	900	500	1,000	680
	7.5	13.5	18.0	1,000	700	350	800	500
	8.5	14.5	18.0	1,000	500	300	700	440
	9.0	12.5	18.0	1,000	520	270	650	410
	10.0	16.0	18.0	750	500	300	600	380
	11.0	19.0	18.0	450	350	-	500	340
	13.0	12.0	18.0	750	490	200	480	280
22.5	6.0	15.0	26.5	805	500		700	464
	7.0	16.0	26.5	700	500		550	380
	8.5	17.0	26.5	468	300		450	280
	10.0	18.5	26.5	396	300		350	235
	11.0	20.0	26.5	360	250		350	217
	13.0	22.0	26.5	300	200		300	-
27.5	9.0	17.0	32.0	816	408		450	
	11.0	20.0	32.0	560	336		350	
	13.0	22.0	32.0	480	288		300	
	13.0	25.0	32.0	480	288			
	14.0	28.0	32.0	352	176			
	18.0	33.0	32.0	256	128			
	22.0	37.0	32.0	168	112			
37.5	11.0	22.0	41.5	420	252			
	13.0	24.0	41.5	360	216			
	16.0	28.5	41.5	216	108			
	19.0	32.0	41.5	192	96			
	20.0	40.0	41.5	126	84			
	24.0	44.0	41.5	108	72			
	30.0	45.0	41.5	90	60			

## Lead Taping & Packaging (IEC 60286–2)



## Taping Specification

Description	Symbol	Dimensions (mm)					Tolerance
		Lead Spacing					
		7.5	10.0	15.0	22.5	27.5	
Lead wire diameter	d	0.5 - 0.6	0.6	0.6 - 0.8	0.8	0.8	±0.05
Taping lead space	P	12.7	25.4	25.4	38.1	38.1	±1
Feed hole lead space *	P <sub>0</sub>	12.7	12.7	12.7	12.7	12.7	±0.2 **
Centering of the lead wire	P <sub>1</sub>	2.6	7.7	5.2	7.8	5.3	±0.7
Centering of the body	P <sub>2</sub>	6.35	12.7	12.7	19.05	19.05	±1.3
Lead spacing ***	F	7.5	10.0	15.0	22.5	27.5	+0.6/-0.1
Component alignment	Δh	0	0	0	0	0	±2
Component deviation	Δp	0	0	0	0	0	±1
Height of component from tape center	H <sub>0</sub> ****	18.5	18.5	18.5	18.5	18.5	±0.5
Carrier tape width	W	18	18	18	18	18	+1/-0.5
Hold down tape width	W <sub>0</sub>	6	9	10	10	10	Minimum
Hole position	W <sub>1</sub>	9	9	9	9	9	±0.5
Hold down tape position	W <sub>2</sub>	3	3	3	3	3	Maximum
Feed hole diameter	D <sub>0</sub>	4	4	4	4	4	±0.2
Tape thickness	t	0.7	0.7	0.7	0.7	0.7	±0.2

\* Available also 15 mm.

\*\* Maximum 1 mm on 20 lead spacing.

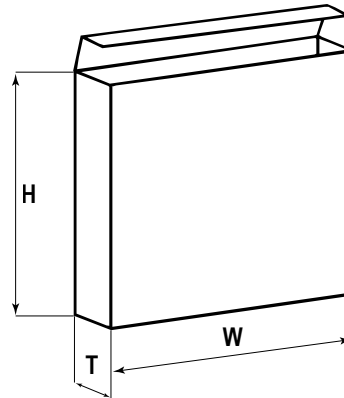
\*\*\* 15 mm and 10 mm taped to 7.5 mm (crimped leads) available upon request.

\*\*\*\* H<sub>0</sub> = 16.5 mm is available upon request.

## Lead Taping & Packaging (IEC 60286–2) cont'd

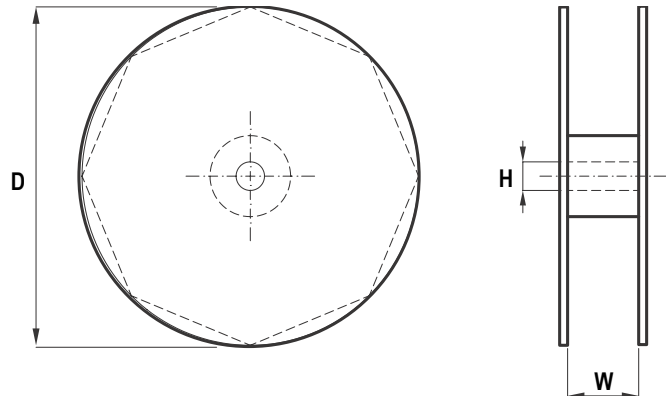
### Ammo Specifications

Dimensions (mm)		
H	W	T
360	340	59



### Reel Specifications

Dimensions (mm)		
D	H	W
355	30	55 Maximum
500	25	



### Manufacturing Date Code (IEC–60062)

Y = Year, Z = Month			
Year	Code	Month	Code
2000	M	January	1
2001	N	February	2
2002	P	March	3
2003	R	April	4
2004	S	May	5
2005	T	June	6
2006	U	July	7
2007	V	August	8
2008	W	September	9
2009	X	October	0
2010	A	November	N
2011	B	December	D
2012	C		
2013	D		
2014	E		
2015	F		
2016	H		
2017	J		
2018	K		
2019	L		
2020	M		



## **KEMET Corporation World Headquarters**

2835 KEMET Way  
Simpsonville, SC 29681

Mailing Address:  
P.O. Box 5928  
Greenville, SC 29606

www.kemet.com  
Tel: 864-963-6300  
Fax: 864-963-6521

**Corporate Offices**  
Fort Lauderdale, FL  
Tel: 954-766-2800

## **North America**

**Southeast**  
Lake Mary, FL  
Tel: 407-855-8886

**Northeast**  
Wilmington, MA  
Tel: 978-658-1663

**Central**  
Novi, MI  
Tel: 248-306-9353

**West**  
Milpitas, CA  
Tel: 408-433-9950

**Mexico**  
Guadalajara, Jalisco  
Tel: 52-33-3123-2141

## **Europe**

**Southern Europe**  
Paris, France  
Tel: 33-1-4646-1006

Sasso Marconi, Italy  
Tel: 39-051-939111

**Central Europe**  
Landsberg, Germany  
Tel: 49-8191-3350800

Kamen, Germany  
Tel: 49-2307-438110

**Northern Europe**  
Bishop's Stortford, United Kingdom  
Tel: 44-1279-460122

Espoo, Finland  
Tel: 358-9-5406-5000

## **Asia**

**Northeast Asia**  
Hong Kong  
Tel: 852-2305-1168

Shenzhen, China  
Tel: 86-755-2518-1306

Beijing, China  
Tel: 86-10-5829-1711

Shanghai, China  
Tel: 86-21-6447-0707

Taipei, Taiwan  
Tel: 886-2-27528585

**Southeast Asia**  
Singapore  
Tel: 65-6586-1900

Penang, Malaysia  
Tel: 60-4-6430200

Bangalore, India  
Tel: 91-806-53-76817

*Note: KEMET reserves the right to modify minor details of internal and external construction at any time in the interest of product improvement. KEMET does not assume any responsibility for infringement that might result from the use of KEMET Capacitors in potential circuit designs. KEMET is a registered trademark of KEMET Electronics Corporation.*

## Disclaimer

All product specifications, statements, information and data (collectively, the "Information") in this datasheet are subject to change. The customer is responsible for checking and verifying the extent to which the Information contained in this publication is applicable to an order at the time the order is placed.

All Information given herein is believed to be accurate and reliable, but it is presented without guarantee, warranty, or responsibility of any kind, expressed or implied.

Statements of suitability for certain applications are based on KEMET Electronics Corporation's ("KEMET") knowledge of typical operating conditions for such applications, but are not intended to constitute – and KEMET specifically disclaims – any warranty concerning suitability for a specific customer application or use. The Information is intended for use only by customers who have the requisite experience and capability to determine the correct products for their application. Any technical advice inferred from this Information or otherwise provided by KEMET with reference to the use of KEMET's products is given gratis, and KEMET assumes no obligation or liability for the advice given or results obtained.

Although KEMET designs and manufactures its products to the most stringent quality and safety standards, given the current state of the art, isolated component failures may still occur. Accordingly, customer applications which require a high degree of reliability or safety should employ suitable designs or other safeguards (such as installation of protective circuitry or redundancies) in order to ensure that the failure of an electrical component does not result in a risk of personal injury or property damage.

Although all product-related warnings, cautions and notes must be observed, the customer should not assume that all safety measures are indicated or that other measures may not be required.