

Contact insert - HC-B24-I-TPT-F-48 - 1423828

Please be informed that the data shown in this PDF Document is generated from our Online Catalog. Please find the complete data in the user's documentation. Our General Terms of Use for Downloads are valid (<http://phoenixcontact.com/download>)



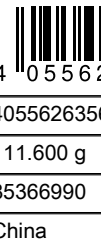
Contact insert, number of positions: 24+PE, size: B24, power contacts: 24, control contacts: 0, number of connections per position: 2, Socket, Push-in connection, 500 V, 16 A, 0.25 mm² ... 1.5 mm², application: Power

Your advantages

- ✓ For fast coding with plastic profile
- ✓ Conductor connection without tools
- ✓ Significant time savings during conductor connection



Key Commercial Data

Packing unit	1 pc
GTIN	 4 055626 356266
GTIN	4055626356266
Weight per Piece (excluding packing)	111.600 g
Custom tariff number	85366990
Country of origin	China

Technical data

General

Note	only use flexible conductors with ferrules
	Connectors may be operated only when there is no load/voltage.
Connection method	Push-in connection
Torque	0.8 Nm ... 1.2 Nm (PE connection) 0.5 Nm ... 0.8 Nm (Mounting screws for mounting in the HEAVYCON housing)
Number of connections per position	2
Degree of pollution	3
Overvoltage category	III
Number of positions	24+PE
No. of power contacts	24

Contact insert - HC-B24-I-TPT-F-48 - 1423828

Technical data

General

No. of control contacts	0
Insertion/withdrawal cycles	≥ 500
Size	B24
	B48
Contact numbering	25 - 48
Conductor cross section	0.25 mm ² ... 1.5 mm ²
Connection cross section AWG	24 ... 16
Stripping length of the individual wire	8 mm ±1 mm
Assembly instructions	To ensure correct use, installation in housing with IP54 protection or better is required

Ambient conditions

Ambient temperature (operation)	-40 °C ... 125 °C
---------------------------------	-------------------

Material data

Contact material	Copper alloy
Contact surface material	Ag
Contact carrier material	PC

Electrical characteristics

Rated voltage (III/3)	500 V
Rated surge voltage	6 kV
Rated current	16 A

Standards and Regulations

Constructional and testing regulations	DIN EN 61984
	DIN EN 60664
	IEC 60352
Flammability rating according to UL 94	V0

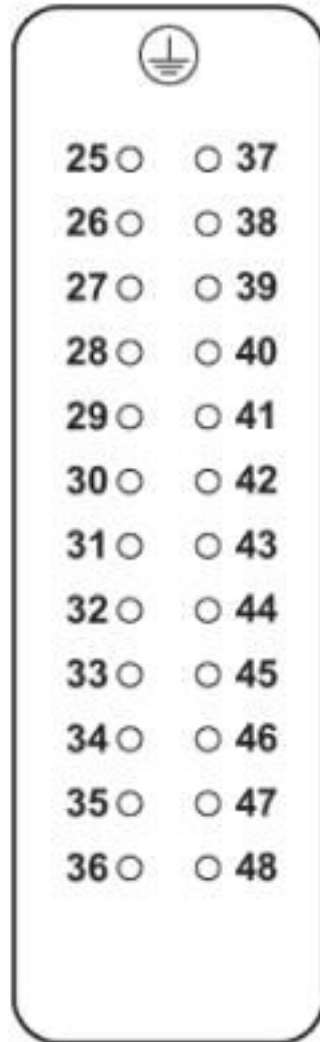
Environmental Product Compliance

China RoHS	Environmentally Friendly Use Period = 50 years
	For details about hazardous substances go to tab "Downloads", Category "Manufacturer's declaration"

Drawings

Contact insert - HC-B24-I-TPT-F-48 - 1423828

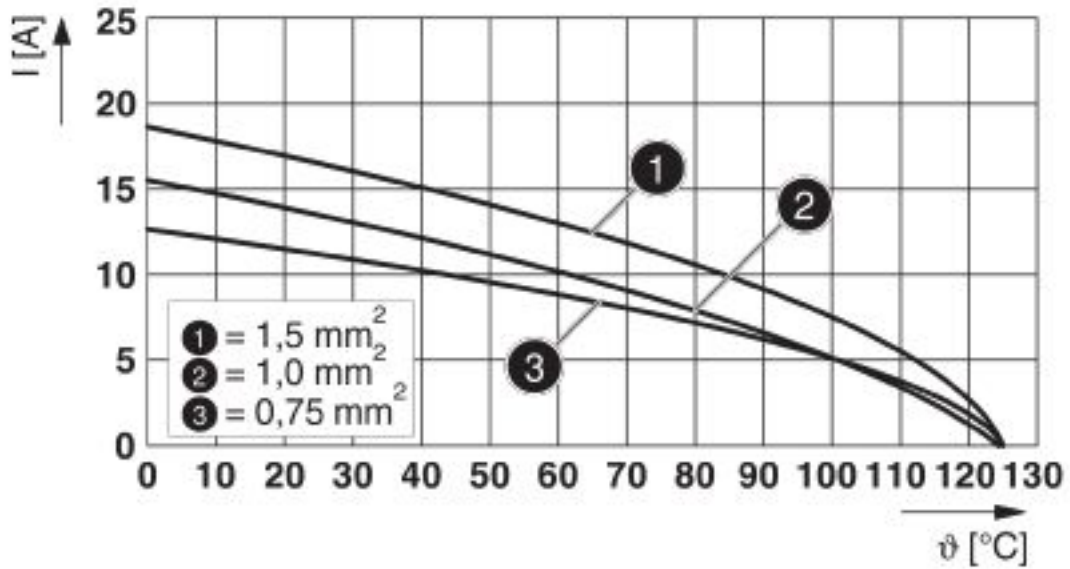
Schematic diagram



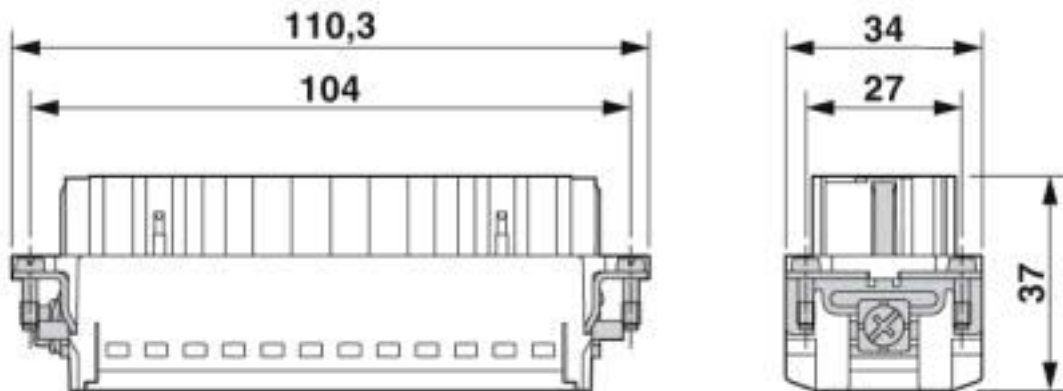
Connector pin assignment, connection side

Contact insert - HC-B24-I-TPT-F-48 - 1423828

Diagram

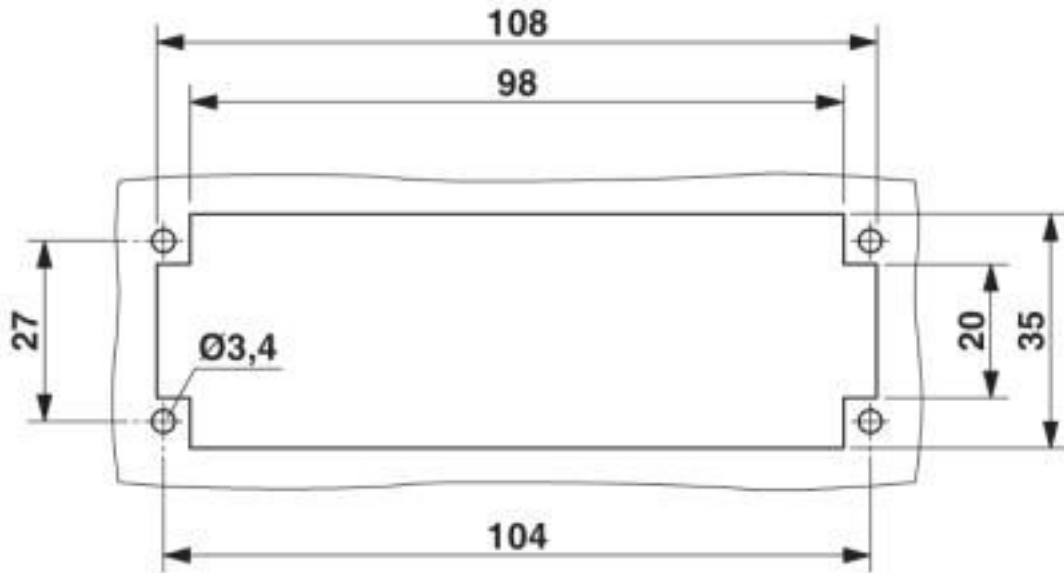


Dimensional drawing



Contact insert - HC-B24-I-TPT-F-48 - 1423828

Dimensional drawing



Mounting cutout when used without housing

Classifications

eCl@ss

eCl@ss 10.0.1	27440205
eCl@ss 5.1	27261200
eCl@ss 6.0	27261200
eCl@ss 7.0	27440205
eCl@ss 8.0	27440205
eCl@ss 9.0	27440205

ETIM

ETIM 5.0	EC000438
ETIM 6.0	EC000438
ETIM 7.0	EC000438

Approvals

Approvals

Approvals

CSA / UL Recognized / EAC / EAC

Ex Approvals

Contact insert - HC-B24-I-TPT-F-48 - 1423828

Approvals

Approval details

CSA		http://www.csagroup.org/services-industries/product-listing/	13631
Nominal voltage UN		600 V	
Nominal current IN		10 A	
mm ² /AWG/kcmil		16	

UL Recognized		http://database.ul.com/cgi-bin/XYV/template/LISEXT/1FRAME/index.htm	E118976
Nominal voltage UN		600 V	
Nominal current IN		13 A	
mm ² /AWG/kcmil		16	

EAC		EAC-Zulassung
-----	--	---------------

EAC		RU C- DE.BL08.B.00511
-----	--	--------------------------

Accessories

Accessories

Coding element

Coding profile - CP-HC - 1686478



Coding profile, 4 coding profiles per strip, for insertion in coding keyways

Contact insert - HC-B24-I-TPT-F-48 - 1423828

Accessories

Coding element - HC-CBU - 1676860



Coding socket for coding up to 16 connectors

Coding bolt - HC-CB - 1772722



Coding pin, prevents mismatching of up to six connectors with an identical number of positions

Coding element - HC-CST - 1676857



Coding peg for coding up to 16 connectors

Crimping tool

Crimping pliers - CRIMPFOX 6 - 1212034



Crimping pliers, for ferrules without insulating collar according to DIN 46228 Part 1 and ferrules with insulating collar according to DIN 46228 Part 4, 0.25 mm² ... 6.0 mm², lateral entry, trapezoidal crimp

Docking frame

Docking frames - HC-B 24-ANDOCK - 1586141



Docking frame for racks, for contact inserts of B24 type, with four M5 flat headed screws, rack balance x/y axis +/- 1.5 mm

Mounting material

Contact insert - HC-B24-I-TPT-F-48 - 1423828

Accessories

Screw - HC-B-PES - 1604997



PE screw, for contact inserts HC-B / HC-BB / HC-DD / HC-D40 / HC-D64

PE multiplier - HC-B-3PE - 1644326



PE multiplier, for three PE connections, for HC-B (besides HC-B..E..ZZ) / HC-BB / HC-DD / HC-D40 / HC-D64 contact inserts

Strain relief clamp - HC-B-ZG - 1685327



Strain relief clamps contact inserts of series: B-, BB-, D 40, D 64, DD and HV, straight cable exit

Strain relief clamp - HC-B-ZS - 1685330



Strain relief clamps contact inserts of series: B-, BB-, D 40, D 64, DD and HV, lateral cable exit

Additional products

Contact insert - HC-B24-I-TPT-M-48 - 1423827



Contact insert, number of positions: 24+PE, size: B24, power contacts: 24, control contacts: 0, number of connections per position: 2, Pin, Push-in connection, 500 V, 16 A, 0.25 mm² ... 1.5 mm², application: Power
