

Bus system connector - SACC-M12FSB-5CON-PG9 SH AU - 1507777

Please be informed that the data shown in this PDF Document is generated from our Online Catalog. Please find the complete data in the user's documentation. Our General Terms of Use for Downloads are valid (<http://download.phoenixcontact.com>)




Bus system connector, female, straight, 5-pos., M12, shielded, gold-plated contacts, B-coded, screw connection, metal knurl, cable screw connection Pg9

Why buy this product

- ✓ Safe use in the field, thanks to a high degree of protection
- ✓ Flexible: connectors for on-site assembly
- ✓ Screw connection: proven connection technology for a large selection of different conductors
- ✓ Reliable signal transmission - 360° shielding in environments with electromagnetic interference



Key commercial data

Packing unit	1 pc
GTIN	 4 017918 900434
Weight per Piece (excluding packing)	47.94 g
Custom tariff number	85366990
Country of origin	Germany

Technical data

Dimensions

External diameter	6 mm ... 8.5 mm
Stripping length of the sheath	35 mm
Stripping length of the individual wire	5 mm

Ambient conditions

Ambient temperature (operation)	-40 °C ... 85 °C (Plug / socket)
Degree of protection	IP67

General

Rated current at 40°C	4 A
Rated voltage	60 V

Bus system connector - SACC-M12FSB-5CON-PG9 SH AU - 1507777

Technical data

General

Number of positions	5
Contact resistance	≤ 3 mΩ
Insulation resistance	≥ 100 MΩ
Coding	B - inverse
Standards/regulations	M12 connector IEC 61076-2-101
Status display	No
Surge voltage category	II
Pollution degree	3
Connection method	Screw connection
Conductor cross section	0.25 mm ² ... 0.75 mm ²
AWG conductor cross section	24 ... 18
Insertion/withdrawal cycles	≥ 100
Torque	0.4 Nm (M12 knurl)
	0.2 Nm (Screw terminal blocks)
	0.8 Nm ... 1 Nm (Pressure screw for outer cable diameter 4 mm ... 8 mm)
	1 Nm ... 1.4 Nm (Pressure screw for outer cable diameter 8 mm ... 12 mm)
Tightening torque	Screw plug insert with sleeve housing as far it will go
Assembly instructions	The wires can be connected both with ferrules and without ferrules

Material

Inflammability class according to UL 94	HB
Contact material	CuSn
Contact surface material	Au
Contact carrier material	PA 66
Material of grip body	Zinc die-cast, nickel-plated
Material, knurls	Nickel-plated brass
Sealing material	NBR

Classifications

eCl@ss

eCl@ss 4.0	27140815
eCl@ss 4.1	27140815
eCl@ss 5.0	27260701
eCl@ss 5.1	27260701
eCl@ss 6.0	27279221
eCl@ss 7.0	27440104
eCl@ss 8.0	27440104

Bus system connector - SACC-M12FSB-5CON-PG9 SH AU - 1507777

Classifications

ETIM

ETIM 2.0	EC001121
ETIM 3.0	EC002062
ETIM 4.0	EC002062
ETIM 5.0	EC002062

UNSPSC

UNSPSC 6.01	31251501
UNSPSC 7.0901	31251501
UNSPSC 11	31251501
UNSPSC 12.01	31251501
UNSPSC 13.2	31251501

Approvals

Approvals

Approvals

GOST / GOST / UL Recognized / cUL Recognized / cULus Recognized

Ex Approvals

Approvals submitted

Approval details

GOST

GOST

UL Recognized	
Nominal current I _N	4 A
Nominal voltage U _N	60 V

Bus system connector - SACC-M12FSB-5CON-PG9 SH AU - 1507777

Approvals

cUL Recognized	
Nominal current I _N	4 A
Nominal voltage U _N	60 V

cULus Recognized	
------------------	--

Accessories

Accessories

Protective cap

Screw plug - PROT-M12 MS-PA-CHAIN - 1430899

M12 sealing cap with fixing band, for sensor cables, for free M12 sockets



Screwdriver tools

Tool - SACC BIT M12-D20 - 1208445



Nut for assembling SACC M12 connectors for free assembly, excluding M12 connectors with QUICKON fast connection technology, for 4 mm hexagonal drive

Adapter insert - TSD-M SAC-BIT ADAPTER - 1212600



Adapter bit for TSD-M...torque tools, E6.3-1/4" drive with 4 mm hexagon to accommodate SAC bits

Torque tool

Bus system connector - SACC-M12FSB-5CON-PG9 SH AU - 1507777

Accessories

Torque screwdriver - TSD 04 SAC - 1208429



Torque screwdriver, with preset torque of 0.4 Nm and 4 mm hexagonal drive for M12 connectors

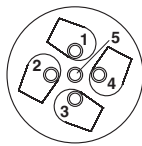
Torque screwdriver - TSD-M 1,2NM - 1212224



Torque screw driver, accuracy as per EN ISO 6789 standard, adjustable from 0.3 - 1.2 Nm

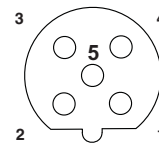
Drawings

Schematic diagram



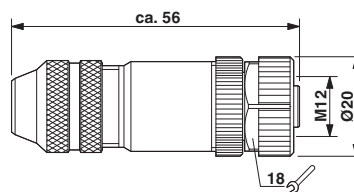
Cable connection side M12 (screw connection)

Schematic diagram



Pin assignment M12 socket, 5-pos., B-coded, female side

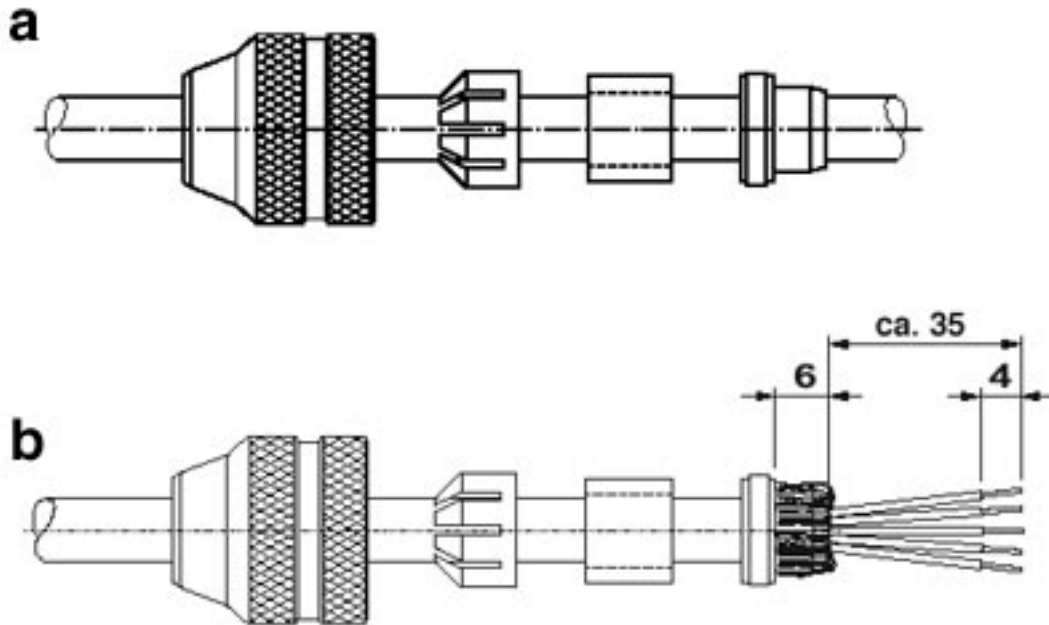
Dimensioned drawing



M12 x 1 socket, straight, shielded

Bus system connector - SACC-M12FSB-5CON-PG9 SH AU - 1507777

Functional drawing



Assembly steps for M12 male/female plug and conductor

a = Slide on parts

b= Strip conductor, widen shield and lay around the shielding ring, cut off projecting mesh. Slide cores through the ring. Mount shielding ring, gasket and clamping cage. Tighten pressure screw to fix the cable. Screw down cores. Mount male/female part. Tighten pressure screw.