

2204406-5 ✓ ACTIVE

MULTI-BEAM | MULTI-BEAM HD

TE Internal #: 2204406-5

PCB Mount Receptacle, Right Angle, Board-to-Board, 19 Position, 2 mm / 5 mm [.079 in / .196 in] Centerline, Fully Shrouded, Gold (Au), MULTI-BEAM HD

[View on TE.com >](#)



Connectors > PCB Connectors > PCB Headers & Receptacles



PCB Connector Type: **PCB Mount Receptacle**

PCB Mount Orientation: **Right Angle**

Connector System: **Board-to-Board**

Number of Positions: **19**

Number of Rows: **5**

Features

Product Type Features

Mixed & Hybrid Header	Yes
Connector Shape	Rectangular
PCB Connector Type	PCB Mount Receptacle
Connector System	Board-to-Board
Header Type	Fully Shrouded
Sealable	No
Connector & Contact Terminates To	Printed Circuit Board
Connector Product Type	Connector Assembly

Configuration Features

Number of Columns	11
Number of Loaded Positions	19
Number of Signal Positions	10
Number of Power Positions	9
PCB Mount Orientation	Right Angle



Number of Positions	19
---------------------	----

Number of Rows	5
----------------	---

Electrical Characteristics

Operating Voltage	60 VDC
-------------------	--------

Body Features

Primary Product Color	Black
-----------------------	-------

Contact Features

Contact Underplating Material	Nickel
-------------------------------	--------

Contact Underplating Material Thickness	1.27 μm [50 μin]
---	---

Contact Mating Area Plating Material Thickness	.076 μm [3 μin]
--	--

PCB Contact Termination Area Plating Material Thickness	2.54 – 5.08 μm [100 – 200 μin]
---	---

Contact Layout	Matrix
----------------	--------

Contact Base Material	Copper Alloy
-----------------------	--------------

PCB Contact Termination Area Plating Material	Tin
---	-----

Contact Mating Area Plating Material	Gold (Au)
--------------------------------------	-----------

Contact Type	Receptacle
--------------	------------

Contact Current Rating (Max)	3.5 A, 75 A
------------------------------	-------------

Termination Features

Termination Post & Tail Length	3.2 mm[.126 in]
--------------------------------	-----------------

Termination Method to PCB	Through Hole - Press-Fit
---------------------------	--------------------------

Mechanical Attachment

Mating Alignment Type	Guide Post
-----------------------	------------

PCB Mount Alignment Type	Hold-Down
--------------------------	-----------

PCB Mount Retention	Without
---------------------	---------

PCB Mount Alignment	With
---------------------	------

Connector Mounting Type	Board Mount
-------------------------	-------------

Mating Alignment	With
------------------	------

Housing Features

Housing Material	High Temperature Thermoplastic Glass-Filled
------------------	---

Centerline (Pitch)	2 mm, 5 mm[.079 in][.196 in]
--------------------	------------------------------

Dimensions



Row-to-Row Spacing	2 mm[.079 in]
PCB Thickness (Recommended)	1.5 mm[.059 in]
Connector Height	18.9 mm[.74 in]
Connector Length	64.9 mm[2.555 in]

Usage Conditions

Operating Temperature (Max)	125 °C[257 °F]
Operating Temperature Range	-40 – 125 °C[-40 – 257 °F]

Operation/Application

Circuit Application	Power & Signal
---------------------	----------------

Industry Standards

UL Rating	Recognized
Glow Wire Rating	High Temperature Part - Not Glow Wire
UL Flammability Rating	UL 94V-0

Packaging Features

Packaging Quantity	15
Packaging Method	Tray

Product Compliance

[For compliance documentation, visit the product page on TE.com>](#)

EU RoHS Directive 2011/65/EU	Compliant
EU ELV Directive 2000/53/EC	Compliant
China RoHS 2 Directive MIIT Order No 32, 2016	No Restricted Materials Above Threshold
EU REACH Regulation (EC) No. 1907/2006	Current ECHA Candidate List: JAN 2025 (247) Candidate List Declared Against: JAN 2025 (247) Does not contain REACH SVHC
Halogen Content	Low Halogen - Br, Cl, F, I < 900 ppm per homogenous material. Also BFR/CFR/PVC Free
Solder Process Capability	Not applicable for solder process capability

Product Compliance Disclaimer

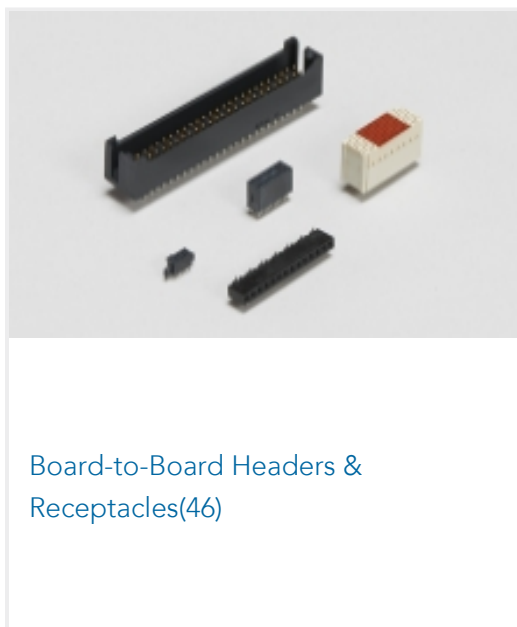
This information is provided based on reasonable inquiry of our suppliers and represents our current actual knowledge based on the information they provided. This information is subject to change. The part numbers that TE has identified as EU RoHS compliant have a maximum concentration of 0.1% by weight in homogenous materials for lead, hexavalent chromium, mercury, PBB, PBDE, DBP, BBP, DEHP, DIBP, and 0.01% for cadmium, or qualify for an exemption to these

limits as defined in the Annexes of Directive 2011/65/EU (RoHS2). Finished electrical and electronic equipment products will be CE marked as required by Directive 2011/65/EU. Components may not be CE marked. Additionally, the part numbers that TE has identified as EU ELV compliant have a maximum concentration of 0.1% by weight in homogenous materials for lead, hexavalent chromium, and mercury, and 0.01% for cadmium, or qualify for an exemption to these limits as defined in the Annexes of Directive 2000/53/EC (ELV). Regarding the REACH Regulation, the information TE provides on SVHC in articles for this part number is based on the latest European Chemicals Agency (ECHA) 'Guidance on requirements for substances in articles' posted at this URL: <https://echa.europa.eu/guidance-documents/guidance-on-reach>

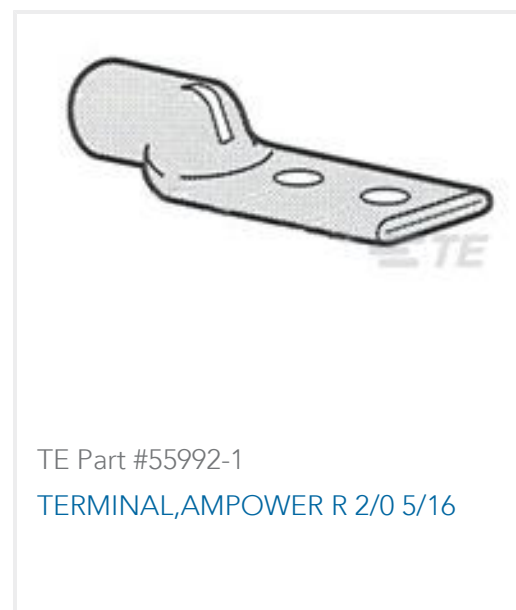
Compatible Parts

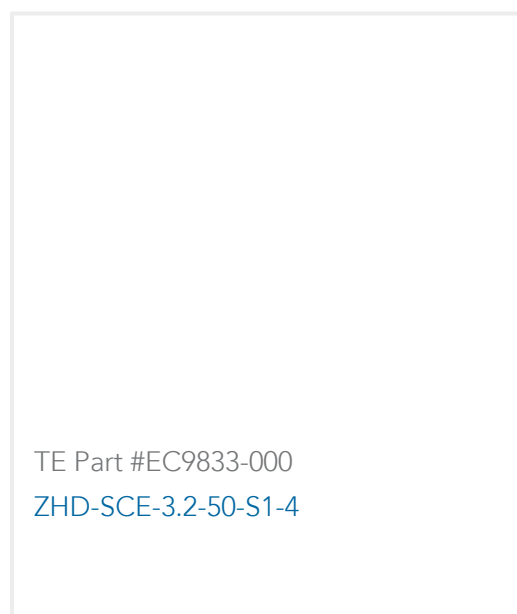


Also in the Series | MULTI-BEAM HD



Customers Also Bought





Documents

Product Drawings

[MULTI-BEAM HD R/A REC. 10S+9P](#)

English

CAD Files

[3D PDF](#)

3D

Customer View Model

[ENG_CVM_CVM_2204406-5_A.2d_dxf.zip](#)

English

Customer View Model

[ENG_CVM_CVM_2204406-5_A.3d_igs.zip](#)

English

Customer View Model

[ENG_CVM_CVM_2204406-5_A.3d_stp.zip](#)

English

By downloading the CAD file I accept and agree to the [Terms and Conditions](#) of use.

Product Specifications

[Application Specification](#)

English

Agency Approvals

[UL](#)

English