


# Data sheet

Order No.: 1017492

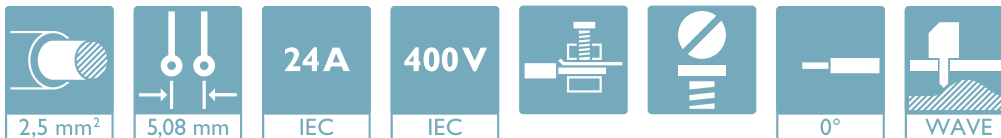
Type: TDPT 2,5/ 3-SC-5,08

PCB terminal block, Screw connection with tension sleeve



The figure shows a 10-position version of the product

## 1 Main features



|                           |                                      |                        |                     |
|---------------------------|--------------------------------------|------------------------|---------------------|
| • No. of pos.             | 3                                    | • Nominal current      | 24 A                |
| • Conductor cross section | 2.5 mm <sup>2</sup>                  | • Nominal voltage      | 400 V               |
| • Color                   | green                                | • Connection direction | 0 °                 |
| • Pitch                   | 5.08 mm                              | • Type of packaging    | packed in cardboard |
| • Connection method       | Screw connection with tension sleeve |                        |                     |

## 2 Your advantages

- ✓ Easy to adapt, thanks to their identical size and the same pinning for Push-in spring connections as for screw connections
- ✓ Well-known connection principle allows worldwide use
- ✓ Low temperature rise, thanks to maximum contact force



Make sure you always use the latest documentation.


It can be downloaded at: [phoenixcontact.net/product/1017492](https://phoenixcontact.net/product/1017492)

**3 Table of contents**

|    |   |   |
|----|---|---|
| 1  | Main features.....  | 1 |
| 2  | Your advantages .....                                       | 1 |
| 3  | Table of contents .....                                     | 2 |
| 4  | 3D model in PDF can be activated (Acrobat Reader only)..... | 3 |
| 5  | item properties.....  | 4 |
|    | 5.1 Connection capacity .....                               | 4 |
|    | 5.2 Material data .....                                     | 4 |
| 6  | Dimensions.....   | 4 |
|    | 6.1 Dimensions for the product .....                        | 4 |
|    | 6.2 Dimensions for PCB design.....                          | 5 |
| 7  | Series drawing.....   | 6 |
| 8  | Packaging information .....                                 | 7 |
| 9  | Application.....  | 7 |
|    | 9.1 Temperature limit values .....                          | 7 |
|    | 9.2 Electrical data .....                                   | 7 |
| 10 | Approvals .....   | 7 |
| 11 | Commercial Data.....  | 8 |
| 12 | Accessories.....  | 8 |

1017492 TDPT 2,5/ 3-SC-5,08

**4 3D model in PDF can be activated (Acrobat Reader only)**



**1017492 TDPT 2,5/ 3-SC-5,08****5 item properties**

|                       |                                      |
|-----------------------|--------------------------------------|
| Order No.             | 1017492                              |
| Type                  | TDPT 2,5/ 3-SC-5,08                  |
| Range of articles     | TDPT 2,5/..-SC                       |
| Pitch                 | 5.08 mm                              |
| Number of positions   | 3                                    |
| Connection method     | Screw connection with tension sleeve |
| Drive form screw head | Slotted (L)                          |
| Mounting type         | Wave soldering                       |
| Pin layout            | Linear double pinning                |

**5.1 Connection capacity**

|  |   |
|--|---|
| Conductor cross section, solid   | 0.2 mm <sup>2</sup> to 4 mm <sup>2</sup>    |
| Conductor cross section, flexible  | 0.2 mm <sup>2</sup> to 2.5 mm <sup>2</sup>  |
| Conductor cross section AWG/kcmil  | 24 to 12                                    |
| 2 conductors with same cross section, solid  | 0.2 mm <sup>2</sup> to 1.5 mm <sup>2</sup>  |
| 2 conductors with same cross section, stranded   | 0.2 mm <sup>2</sup> to 1.5 mm <sup>2</sup>  |
| Conductor cross section flexible, with ferrule without plastic sleeve                  | 0.2 mm <sup>2</sup> to 2.5 mm <sup>2</sup>  |
| Conductor cross section flexible, with ferrule with plastic sleeve                     | 0.2 mm <sup>2</sup> to 2.5 mm <sup>2</sup>  |
| 2 conductors with same cross section, stranded, with TWIN ferrules with plastic sleeve | 0.5 mm <sup>2</sup> to 0.75 mm <sup>2</sup> |
| Stripping length   | 10 mm                                       |

**5.2 Material data**

|  |   |                |
|--|---|----------------|
| <b>Material of metal parts</b>         |   |                |
| Note                                   | WEEE/RoHS-compliant, whisker-free acc. to IEC 60068-2-82/JEDEC JESD 201 |                |
| Contact material                       | Cu alloy  |                |
| Surface characteristics                | hot-dip tin-plated  |                |
| <b>Insulating material data</b>        | <b>Housing</b>  | <b>Housing</b> |
| Insulating material                    |   |                |
| CTI according to IEC 60112             |   |                |
| Flammability rating according to UL 94 |   |                |
| Color                                  | green (6021)  |                |

**6 Dimensions****6.1 Dimensions for the product**

|                             |          |
|-----------------------------|----------|
| Length                      | 18 mm    |
| Width                       | 16.04 mm |
| Height (without solder pin) | 19 mm    |
| Total height                | 22.5 mm  |
| Solder pin [P]              | 3.5 mm   |
| Dimension a                 | 10.16 mm |

**1017492 TDPT 2,5/ 3-SC-5,08**

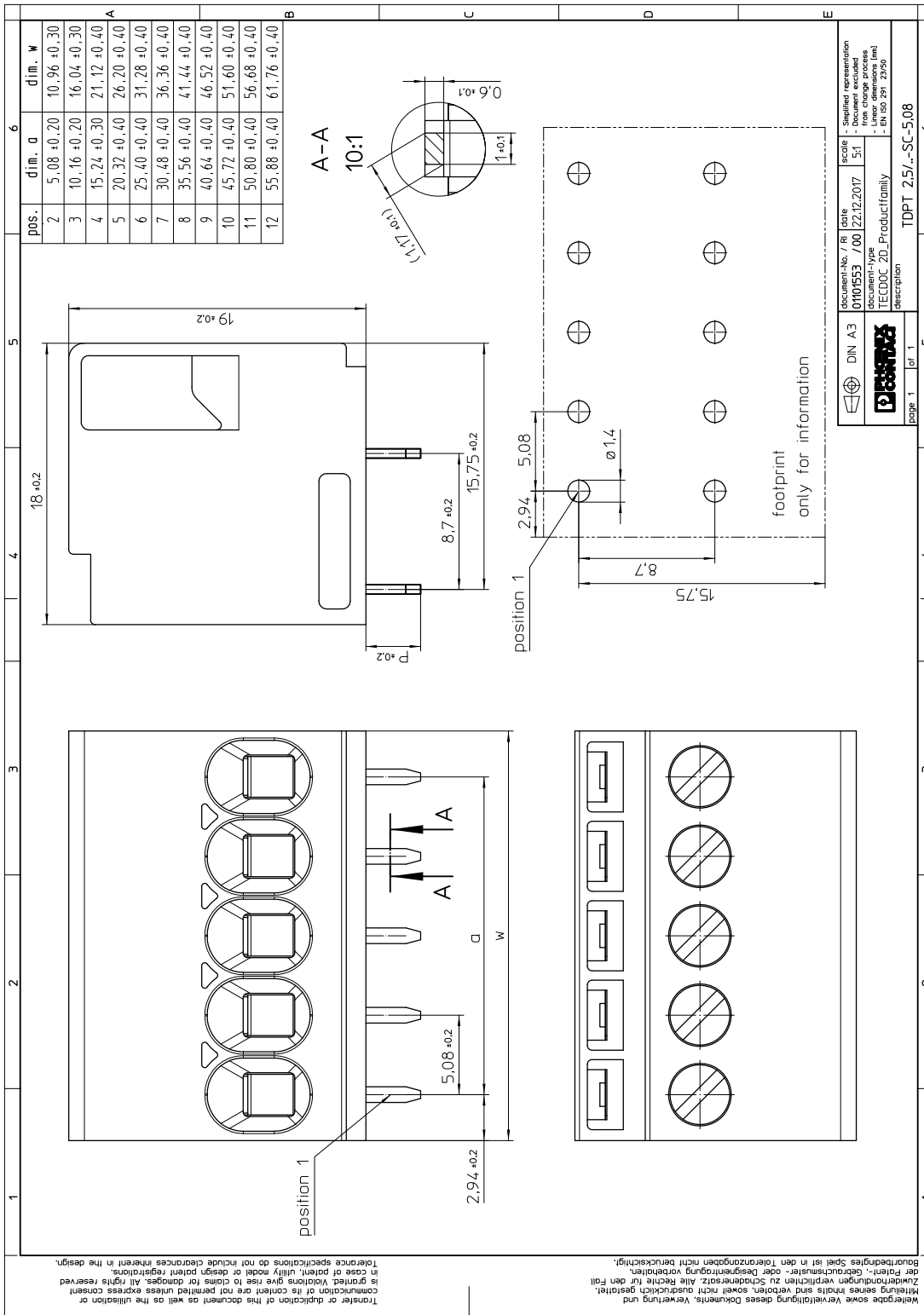
---

**6.2 Dimensions for PCB design**

|                |            |
|----------------|------------|
| Hole diameter  | 1.4 mm     |
| Pin dimensions | 1 x 0,6 mm |
| Pin spacing    | 8.7 mm     |

1017492 TDPT 2,5/ 3-SC-5,08

7 Series drawing



**1017492 TDPT 2,5/ 3-SC-5,08****8 Packaging information**

|                    |                     |
|--------------------|---------------------|
| Type of packaging  | packed in cardboard |
| Pieces per package | 50                  |

**9 Application****9.1 Temperature limit values**

Ambient temperature (storage/transport)

**9.2 Electrical data**

|   |                            |
|---|----------------------------|
| Rated current / conductor cross section | 24 A / 2.5 mm <sup>2</sup> |
| Rated insulation voltage (III/2)        | 400 V                      |
| Rated surge voltage (III/2)             | 4 kV                       |
| Contact resistance                      |                            |
| Degree of pollution                     | 2                          |

**10 Approvals**

**1017492 TDPT 2,5/ 3-SC-5,08****11 Commercial Data**

|                    |  |
|--------------------|--|
| Order No.          | 1017492  |
| Type               | TDPT 2,5/ 3-SC-5,08                                  |
| Pieces per package | 50   |
| Net weight         | 6.743 g  |
| GTIN               | 4055626500379  |
|                    | Information that applies locally, see link on page 1 |
| Country of origin  | Information that applies locally, see link on page 1 |

**12 Accessories**

| Description   | Order No. | Type          |
|---|-----------|---------------|
| Actuation tool, for ST terminal blocks, also suitable for use as a bladed screwdriver, size: 0.6 x 3.5 x 100 mm, 2-component grip, with non-slip grip | 1204517   | SZF 1-0,6X3,5 |