



WLL260-R240

WLL260

FIBER-OPTIC SENSORS

SICK
Sensor Intelligence.



Illustration may differ



Ordering information

Type	Part no.
WLL260-R240	6009503

Included in delivery: BEF-W260 (1)

Other models and accessories → www.sick.com/WLL260

Detailed technical data

Features

Dimensions (W x H x D)	25 mm x 77.8 mm x 63 mm
Housing design (light emission)	Rectangular
Sensing range max.	0 mm ... 65 mm, Proximity system ^{1) 2)} 0 mm ... 110 mm, Proximity system ^{1) 3)} 0 mm ... 800 mm, Through-beam system ²⁾
Sensing range	0 mm ... 50 mm, Proximity system ²⁾ 0 mm ... 90 mm, Proximity system ³⁾ 0 mm ... 700 mm, Through-beam system ²⁾
Type of light	Visible red light
Light source	LED ⁴⁾
Adjustment	Potentiometer, 270°
Time type	One shot On delay Off delay Without time delay
Delay time	Adjustable via time delay selector switch, 0.1 s, 5 s Adjustable via time control
Indication	LED

¹⁾ Object with 90 % reflectance (referred to standard white, DIN 5033).

²⁾ LIS/LIB.

³⁾ With special fibre-optic cable.

⁴⁾ Average service life: 100,000 h at T_U = +25 °C.

Mechanics/electronics

Supply voltage	12 V DC ... 240 V DC ¹⁾ 24 V AC ... 240 V AC ¹⁾
Power consumption	≤ 5 VA
Switching output	Relay, electrically isolated ²⁾
Output function	NO
Switching mode	Light/dark switching ²⁾
Switching mode selector	Selectable via light/dark selector
Switching current (switching voltage)	3 A (240 V AC) 3 A (30 V DC)
Response time	≤ 20 ms
Switching frequency	25 Hz ³⁾
Connection type	Cable gland
Circuit protection	A ⁴⁾ C ⁵⁾
Protection class	II ⁶⁾
Weight	120 g
Housing material	Plastic, ABS
Enclosure rating	IP66
Items supplied	Mounting bracket BEF-W260
Usage category	AC-15, DC-13, according to EN 60947-1
Ambient operating temperature	-25 °C ... +55 °C
Ambient storage temperature	-40 °C ... +70 °C
UL File No.	NRNT2.E128350 & NRNT8.E128350

¹⁾ ±10 %.

²⁾ Provide suitable spark suppression for inductive or capacitive loads.

³⁾ With light/dark ratio 1:1.

⁴⁾ A = V_S connections reverse-polarity protected.

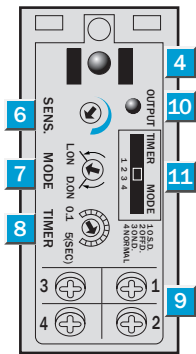
⁵⁾ C = interference suppression.

⁶⁾ Rated voltage: 250 V AC/DC.

Classifications

ECI@ss 5.0	27270905
ECI@ss 5.1.4	27270905
ECI@ss 6.0	27270905
ECI@ss 6.2	27270905
ECI@ss 7.0	27270905
ECI@ss 8.0	27270905
ECI@ss 8.1	27270905
ECI@ss 9.0	27270905
ETIM 5.0	EC002651
ETIM 6.0	EC002651
UNSPSC 16.0901	39121528

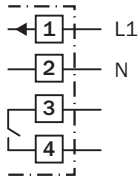
Adjustments possible



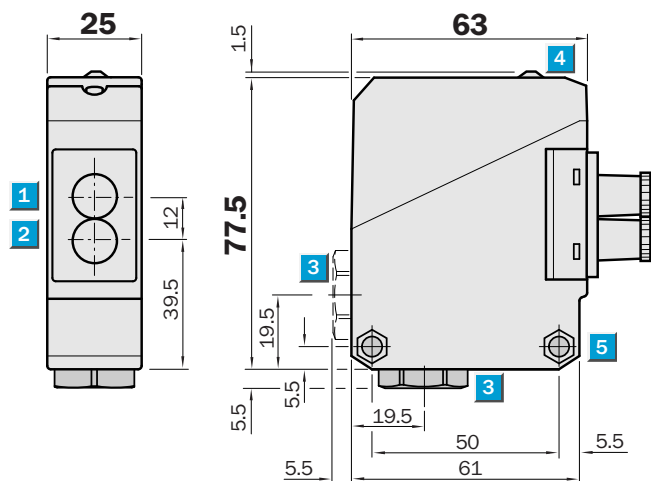
- ④ LED signal strength indicator, red
- ⑥ Sensitivity control
- ⑦ Light/ dark rotary switch: L = light switching, D = dark switching
- ⑧ Time control
- ⑨ Terminals
- ⑩ Red LED status indicator, switching output active
- ⑪ Time delay selector switch O.S.D.=One Shot OFF.D.= Off delay ON.D.= ON delay Normal= No delay

Connection diagram

Cd-124



Dimensional drawing (Dimensions in mm (inch))



- ① Center of optical axis, receiver
- ② Center of optical axis, sender
- ③ Cable entry gland 1/2" PF for cable diameter 6 to 10 mm optionally at bottom or rear
- ④ LED reception indicator, red
- ⑤ Mounting hole \varnothing 5.2 mm, for M5 hexagon nuts on both sides

SICK AT A GLANCE

SICK is one of the leading manufacturers of intelligent sensors and sensor solutions for industrial applications. A unique range of products and services creates the perfect basis for controlling processes securely and efficiently, protecting individuals from accidents and preventing damage to the environment.

We have extensive experience in a wide range of industries and understand their processes and requirements. With intelligent sensors, we can deliver exactly what our customers need. In application centers in Europe, Asia and North America, system solutions are tested and optimized in accordance with customer specifications. All this makes us a reliable supplier and development partner.

Comprehensive services complete our offering: SICK LifeTime Services provide support throughout the machine life cycle and ensure safety and productivity.

For us, that is “Sensor Intelligence.”

WORLDWIDE PRESENCE:

Contacts and other locations –www.sick.com