

Base strip - MSTBVK 2,5/23-G-5,08 - 1788936

Please be informed that the data shown in this PDF Document is generated from our Online Catalog. Please find the complete data in the user's documentation. Our General Terms of Use for Downloads are valid (<http://phoenixcontact.com/download>)




Plug component, Nominal current: 12 A, Rated voltage (III/2): 320 V, Number of positions: 23, Pitch: 5.08 mm, Connection method: Screw connection, Color: green, Contact surface: Tin, Mounting: DIN rail

The figure shows a 10-position version of the product



Key commercial data

Packing unit	50 pc
GTIN	 4 017918 043995
Weight per Piece (excluding packing)	54.39 g
Custom tariff number	85366990
Country of origin	Germany
Note	Made to Order (non-returnable)

Technical data

Dimensions

Width	27.2 mm
Pitch	5.08 mm
Dimension a	111.76 mm

General

Range of articles	MSTBVK 2,5/..-G
Insulating material group	I
Rated surge voltage (III/3)	4 kV
Rated surge voltage (III/2)	4 kV
Rated surge voltage (II/2)	4 kV
Rated voltage (III/3)	320 V
Rated voltage (III/2)	320 V
Rated voltage (II/2)	630 V
Connection in acc. with standard	EN-VDE
Nominal current I _N	12 A

Base strip - MSTBVK 2,5/23-G-5,08 - 1788936

Technical data

General

Nominal cross section	2.5 mm ²
Maximum load current	12 A
Insulating material	PA
Inflammability class according to UL 94	V0
Internal cylindrical gage	A3
Stripping length	7 mm
Number of positions	23
Screw thread	M3
Tightening torque, min	0.5 Nm
Tightening torque max	0.6 Nm

Connection data

Conductor cross section solid min.	0.2 mm ²
Conductor cross section solid max.	2.5 mm ²
Conductor cross section stranded min.	0.2 mm ²
Conductor cross section stranded max.	2.5 mm ²
Conductor cross section stranded, with ferrule without plastic sleeve min.	0.25 mm ²
Conductor cross section stranded, with ferrule without plastic sleeve max.	2.5 mm ²
Conductor cross section stranded, with ferrule with plastic sleeve min.	0.25 mm ²
Conductor cross section stranded, with ferrule with plastic sleeve max.	2.5 mm ²
Conductor cross section AWG/kcmil min.	24
Conductor cross section AWG/kcmil max	12
2 conductors with same cross section, solid min.	0.2 mm ²
2 conductors with same cross section, solid max.	1 mm ²
2 conductors with same cross section, stranded min.	0.2 mm ²
2 conductors with same cross section, stranded max.	1.5 mm ²
2 conductors with same cross section, stranded, ferrules without plastic sleeve, min.	0.25 mm ²
2 conductors with same cross section, stranded, ferrules without plastic sleeve, max.	1 mm ²
2 conductors with same cross section, stranded, TWIN ferrules with plastic sleeve, min.	0.5 mm ²
2 conductors with same cross section, stranded, TWIN ferrules with plastic sleeve, max.	1.5 mm ²
Minimum AWG according to UL/CUL	30
Maximum AWG according to UL/CUL	12

Classifications

eCl@ss

eCl@ss 4.0	272607xx
------------	----------

Base strip - MSTBVK 2,5/23-G-5,08 - 1788936

Classifications

eCl@ss

eCl@ss 4.1	27260701
eCl@ss 5.0	27260701
eCl@ss 5.1	27260701
eCl@ss 6.0	27260704
eCl@ss 7.0	27440402
eCl@ss 8.0	27141106

ETIM

ETIM 3.0	EC001121
ETIM 4.0	EC002638
ETIM 5.0	EC001284

UNSPSC

UNSPSC 6.01	30211810
UNSPSC 7.0901	39121409
UNSPSC 11	39121409
UNSPSC 12.01	39121409
UNSPSC 13.2	39121409

Approvals

Approvals

Approvals

CSA / UL Recognized / VDE Gutachten mit Fertigungsüberwachung / cUL Recognized / IECCEB Scheme / CCA / EAC / cULus Recognized

Ex Approvals

Approvals submitted

Approval details

CSA			
	B	D	
	mm ² /AWG/kcmil	28-12	28-12
	Nominal current I _N	10 A	10 A
	Nominal voltage U _N	300 V	300 V

Base strip - MSTBVK 2,5/23-G-5,08 - 1788936

Approvals

UL Recognized

	B	D
mm ² /AWG/kcmil	30-12	30-12
Nominal current IN	12 A	10 A
Nominal voltage UN	250 V	300 V

VDE Gutachten mit Fertigungsüberwachung

mm ² /AWG/kcmil	0.2-2.5
Nominal current IN	12 A
Nominal voltage UN	250 V

cUL Recognized

	B	D
mm ² /AWG/kcmil	30-12	30-12
Nominal current IN	12 A	10 A
Nominal voltage UN	250 V	300 V

IECEE CB Scheme

mm ² /AWG/kcmil	0.2-2.5
Nominal current IN	12 A
Nominal voltage UN	250 V


CCA

mm ² /AWG/kcmil	0.2-2.5
Nominal current IN	12 A
Nominal voltage UN	250 V

EAC

Base strip - MSTBVK 2,5/23-G-5,08 - 1788936

Approvals

cULus Recognized 

Accessories

Accessories

Bridge

Insertion bridge - EBP 2- 5 - 1733169



Insertion bridge, fully insulated, for connectors with 5.0 or 5.08 mm pitch, no. of positions: 2

Coding element

Coding star - CR-MSTB - 1734401



Coding section, inserted into the recess in the header or the inverted plug, red insulating material

Filler plug

Accessories - MSTB-BL - 1755477



Keying cap, for forming sections, plugs onto header pin, green insulating material

Labeled terminal marker

Marker card - SK 5,08/3,8:FORTL.ZAHLEN - 0804293



Marker card, Card, white, labeled, Horizontal: Consecutive numbers 1 - 10, 11 - 20, etc. up to 91 - (99)100, Mounting type: Adhesive, for terminal block width: 5.08 mm, Lettering field: 5.08 x 3.8 mm

Base strip - MSTBVK 2,5/23-G-5,08 - 1788936

Accessories

Screwdriver tools

Screwdriver - SZS 0,6X3,5 - 1205053



Actuation tool, for ST terminal blocks, insulated, also suitable for use as a bladed screwdriver, size: 0.6 x 3.5 x 100 mm, 2-component grip, with non-slip grip

Additional products

Printed-circuit board connector - MSTB 2,5/23-ST-5,08 - 1757226



Plug component, Nominal current: 12 A, Rated voltage (III/2): 320 V, Number of positions: 23, Pitch: 5.08 mm, Connection method: Screw connection, Color: green, Contact surface: Tin

Printed-circuit board connector - MSTBP 2,5/23-ST-5,08 - 1769227



Plug component, Nominal current: 12 A, Rated voltage (III/2): 320 V, Number of positions: 23, Pitch: 5.08 mm, Connection method: Screw connection, Color: green, Contact surface: Tin

Printed-circuit board connector - SMSTB 2,5/23-ST-5,08 - 1850628



Plug component, Nominal current: 12 A, Rated voltage (III/2): 320 V, Number of positions: 23, Pitch: 5.08 mm, Connection method: Screw connection, Color: green, Contact surface: Tin

Printed-circuit board connector - MVSTBR 2,5/23-ST-5,08 - 1792456



Plug component, Nominal current: 12 A, Rated voltage (III/2): 320 V, Number of positions: 23, Pitch: 5.08 mm, Connection method: Screw connection, Color: green, Contact surface: Tin

Base strip - MSTBVK 2,5/23-G-5,08 - 1788936

Accessories

Printed-circuit board connector - MVSTBW 2,5/23-ST-5,08 - 1792964



Plug component, Nominal current: 12 A, Rated voltage (III/2): 320 V, Number of positions: 23, Pitch: 5.08 mm, Connection method: Screw connection, Color: green, Contact surface: Tin

Printed-circuit board connector - FRONT-MSTB 2,5/23-ST-5,08 - 1777497



Plug component, Nominal current: 12 A, Rated voltage (III/2): 320 V, Number of positions: 23, Pitch: 5.08 mm, Connection method: Screw connection, Color: green, Contact surface: Tin

Printed-circuit board connector - MSTBC 2,5/23-ST-5,08 - 1809022



Plug component, Nominal current: 12 A, Rated voltage (III/2): 320 V, Number of positions: 23, Pitch: 5.08 mm, Connection method: Crimp connection, Color: green, Corresponding female crimp contacts with current [A] and conductor cross section range [mm²] data: 10A/MSTBC-MT 0,5-1,0 (3190564); 10A/MSTBC-MT 0,5-1,0 BA (3190645); 12A/MSTBC-MT 1,5-2,5 (3190551); 12A/MSTBC-MT 1,5-2,5 BA (3190658). BA = Bandkontakte

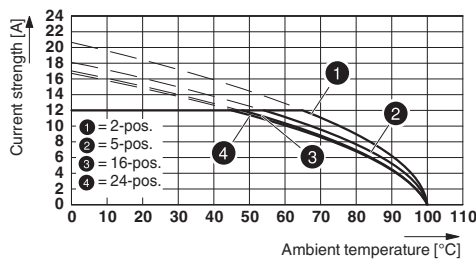
Printed-circuit board connector - MSTBC 2,5/23-STZ-5,08 - 1809718



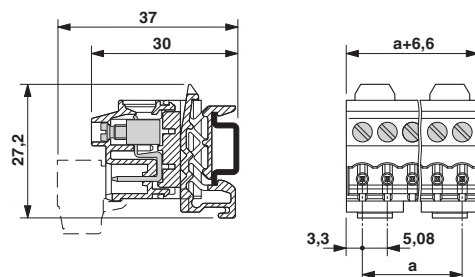
Plug component, Nominal current: 12 A, Rated voltage (III/2): 320 V, Number of positions: 23, Pitch: 5.08 mm, Connection method: Crimp connection, Color: green, Corresponding female crimp contacts with current [A] and conductor cross section range [mm²] data: 10A/MSTBC-MT 0,5-1,0 (3190564); 10A/MSTBC-MT 0,5-1,0 BA (3190645); 12A/MSTBC-MT 1,5-2,5 (3190551); 12A/MSTBC-MT 1,5-2,5 BA (3190658). BA = Bandkontakte

Drawings

Diagram



Dimensioned drawing



Type: MVSTBR 2,5/...-ST-5,08 with MSTBVK 2,5/...-G-5,08

