



Connectors > D-Shaped Connectors > D-Sub Connectors > Panel Mount D-Sub Connectors



Connector & Housing Type: **Plug**
Termination Post & Tail Diameter: **.76 mm [.03 in]**
Connector System: **Cable-to-Board**
Connector Mounting Type: **Board Mount**
Number of Positions: **9**

Features

Product Type Features

Connector & Housing Type	Plug
Connector System	Cable-to-Board
Connector Shell Size	1
Sealable	No
Connector & Contact Terminates To	Printed Circuit Board

Configuration Features

PCB Mount Orientation	Vertical
Number of Positions	9
Power/Signal/Coax Combination	No

Body Features

Front Shell Material	Steel
D-Sub Connector Insert Arrangement	MS18273-1
Rear Shell Plating Material	Zinc
Rear Shell Material	Steel
Front Shell Plating Material	Zinc

Contact Features

Contact Mating Area Plating Material	Gold (Au)
Contact Base Material	Beryllium Copper, Brass



Contact Options	Installed
Contact Type	Pin
Contact Size	Size 20
Contact Current Rating (Max)	5 A

Termination Features

Termination Method to PCB	Through Hole - Solder
Termination Post & Tail Length	4.78 mm[.188 in]
Termination Post & Tail Diameter	.76 mm[.03 in]

Mechanical Attachment

Mounting Hole Diameter	3.05 mm[.12 in]
Connector Mounting Type	Board Mount
Mating Alignment	Without

Housing Features

Centerline (Pitch)	2.77 mm[.109 in]
--------------------	------------------

Usage Conditions

Operating Temperature Range	-55 – 125 °C[-67 – 257 °F]
-----------------------------	----------------------------

Operation/Application

Circuit Application	Signal
---------------------	--------

Packaging Features

Packaging Method	Package
------------------	---------

Product Compliance

For compliance documentation, visit the product page on TE.com>

EU RoHS Directive 2011/65/EU	Compliant with Exemptions
EU ELV Directive 2000/53/EC	Compliant with Exemptions
China RoHS 2 Directive MIIT Order No 32, 2016	Restricted Materials Above Threshold
EU REACH Regulation (EC) No. 1907/2006	Current ECHA Candidate List: JAN 2025 (247) Candidate List Declared Against: JAN 2023 (233) SVHC > Threshold: Pb (3.7% in Component) Article Safe Usage Statements: Do not eat, drink or smoke when using this product. Wash thoroughly after handling. Recycle if possible and dispose of the article by following all applicable governmental regulations relevant to your geographic location.
Halogen Content	Not Yet Reviewed for halogen content




Solder Process Capability

Wave solder capable to 265°C


Product Compliance Disclaimer

This information is provided based on reasonable inquiry of our suppliers and represents our current actual knowledge based on the information they provided. This information is subject to change. The part numbers that TE has identified as EU RoHS compliant have a maximum concentration of 0.1% by weight in homogenous materials for lead, hexavalent chromium, mercury, PBB, PBDE, DBP, BBP, DEHP, DIBP, and 0.01% for cadmium, or qualify for an exemption to these limits as defined in the Annexes of Directive 2011/65/EU (RoHS2). Finished electrical and electronic equipment products will be CE marked as required by Directive 2011/65/EU. Components may not be CE marked. Additionally, the part numbers that TE has identified as EU ELV compliant have a maximum concentration of 0.1% by weight in homogenous materials for lead, hexavalent chromium, and mercury, and 0.01% for cadmium, or qualify for an exemption to these limits as defined in the Annexes of Directive 2000/53/EC (ELV). Regarding the REACH Regulation, the information TE provides on SVHC in articles for this part number is based on the latest European Chemicals Agency (ECHA) ‘Guidance on requirements for substances in articles’ posted at this URL: <https://echa.europa.eu/guidance-documents/guidance-on-reach>

Customers Also Bought




TE Part #3-5353652-6
[.5FHP08H,440,B,GIG,08/Sn,HT,NSYes](#)



TE Part #1757830-3
[AMPLIMITE,RCPT ASY,POSTD,109,ZN,3](#)



TE Part #1630027-3
[HSC300 10R 5%](#)



TE Part #443976-3
[AMPLIMITE,ASY,RCPT,POSTD,109,3](#)



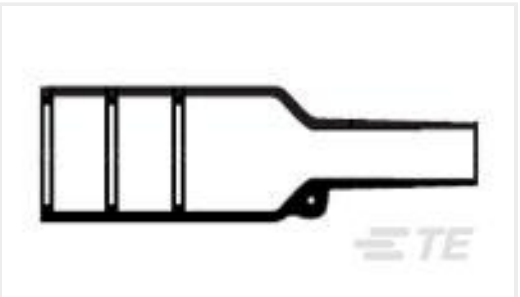
TE Part #1757828-1
[AMPLIMITE,RCPT ASY,POSTD,109,ZN,1](#)



TE Part #2-1617031-0
[HFW1201K45 = M39016/6-109L](#)



TE Part #4-1879208-3
[CPF 0402 560R 0.1% 25PPM 1K RL](#)



TE Part #165938-000
[202K121-25/86-0](#)



TE Part #1757820-6
[AMPLIMITE,ASY,RCPT,STD,109,ZN,1,CT](#)



TE Part #1658527-4
[622-1041LF FEM SOCKET,LEAD FREE](#)

Documents

Product Drawings

[AMPLIMITE,PLUG ASY,POSTD,109,ZN,1](#)

English



CAD Files

3D PDF

3D

Customer View Model

[ENG_CVM_CVM_1757829-1_E.2d_dxf.zip](#)

English

Customer View Model

[ENG_CVM_CVM_1757829-1_E.3d_igs.zip](#)

English

Customer View Model

[ENG_CVM_CVM_1757829-1_E.3d_stp.zip](#)

English

By downloading the CAD file I accept and agree to the [Terms and Conditions](#) of use.