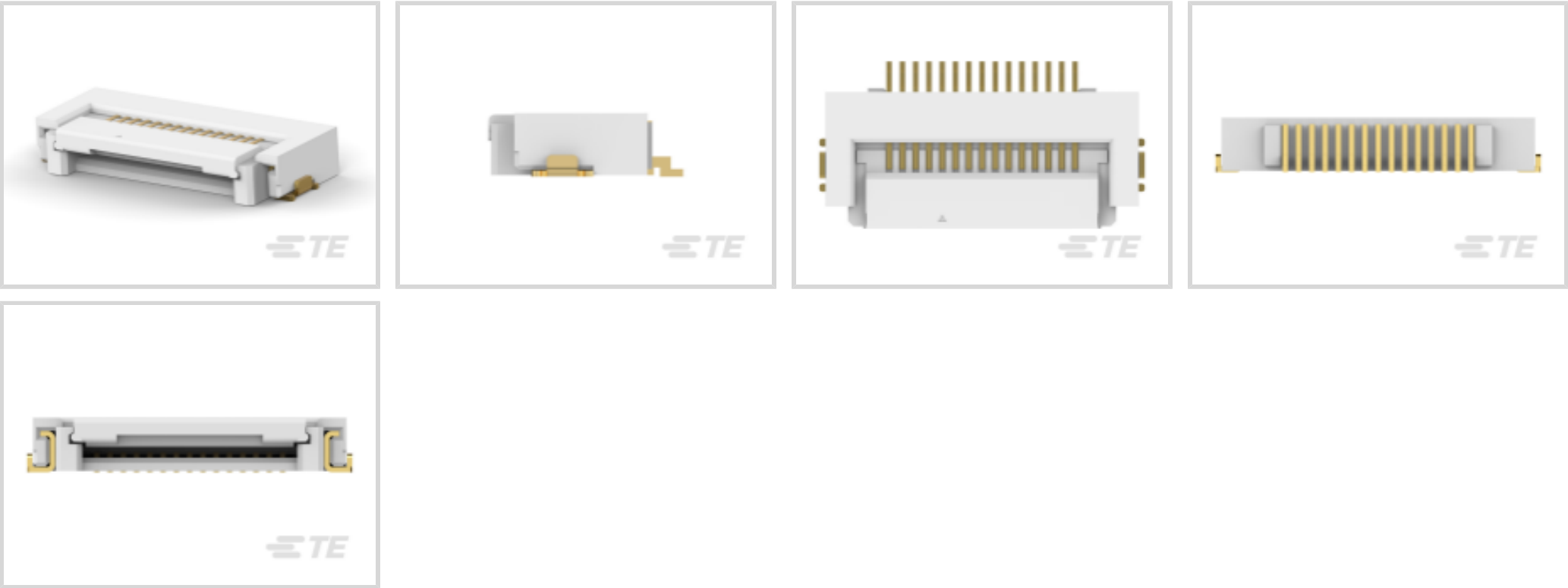




Connectors > PCB Connectors > Wire-to-Board Connectors > FFC, FPC & Ribbon Connectors > FPC Connectors



Centerline (Pitch): .5 mm [.02 in]

PCB Mount Orientation: **Right Angle**

Contact Mating Location: **Bottom**

Termination Method to PCB: **Surface Mount**

FPC Actuator Type: **Front Flip-Lock**

Features

Product Type Features

PCB Connector Type	PCB Mount Receptacle
Connector & Contact Terminates To	Flexible Printed Circuit (FPC), Printed Circuit Board
Connector Product Type	Connector Assembly
Connector System	Flex-to-Board
FPC Actuator Type	Front Flip-Lock

Configuration Features

Compatible With Wire & Cable Type	FFC, FPC
Number of Rows	1
PCB Mount Orientation	Right Angle
Number of Positions	15

Electrical Characteristics

Operating Voltage	250 VAC
-------------------	---------

Body Features

Primary Product Color	Natural
-----------------------	---------



Contact Features

Contact Current Rating (Max)	.5 A
Contact Shape & Form	Single Beam
PCB Contact Termination Area Plating Material Thickness	.025 µm[1 µin]
Contact Layout	Inline
Contact Base Material	Phosphor Bronze
PCB Contact Termination Area Plating Material	Gold
Contact Type	Socket
Contact Mating Area Plating Material Thickness	.025 µm[1 µin]
Contact Mating Location	Bottom
Contact Mating Area Plating Material	Gold (Au)

Termination Features

Termination Method to PCB	Surface Mount
---------------------------	---------------

Mechanical Attachment

Connector Mounting Type	Board Mount
Mating Alignment	With
PCB Mount Retention	With
PCB Mount Alignment	Without

Housing Features

Housing Material	LCP (Liquid Crystal Polymer)
Centerline (Pitch)	.5 mm[.02 in]

Dimensions

Connector Width	6.25 mm[.246 in]
Accepts Flex Cable Thickness	.3 mm[.012 in]
Connector Height	2 mm[.079 in]
Connector Length	12.25 mm[.482 in]

Operation/Application

Circuit Application	Signal
---------------------	--------

Identification Marking

Circuit Identification Feature	With
--------------------------------	------

Packaging Features

Packaging Method	Tape & Reel
------------------	-------------



Packaging Quantity2000

Product Compliance

For compliance documentation, visit the product page on TE.com>

EU RoHS Directive 2011/65/EU	Compliant
EU ELV Directive 2000/53/EC	Compliant
China RoHS 2 Directive MIIT Order No 32, 2016	No Restricted Materials Above Threshold
EU REACH Regulation (EC) No. 1907/2006	Current ECHA Candidate List: JAN 2025 (247) Candidate List Declared Against: JAN 2022 (223) Does not contain REACH SVHC
Halogen Content	Low Halogen - Br, Cl, F, I < 900 ppm per homogenous material. Also BFR/CFR/PVC Free
Solder Process Capability	Reflow solder capable to 260°C

Product Compliance Disclaimer

This information is provided based on reasonable inquiry of our suppliers and represents our current actual knowledge based on the information they provided. This information is subject to change. The part numbers that TE has identified as EU RoHS compliant have a maximum concentration of 0.1% by weight in homogenous materials for lead, hexavalent chromium, mercury, PBB, PBDE, DBP, BBP, DEHP, DIBP, and 0.01% for cadmium, or qualify for an exemption to these limits as defined in the Annexes of Directive 2011/65/EU (RoHS2). Finished electrical and electronic equipment products will be CE marked as required by Directive 2011/65/EU. Components may not be CE marked. Additionally, the part numbers that TE has identified as EU ELV compliant have a maximum concentration of 0.1% by weight in homogenous materials for lead, hexavalent chromium, and mercury, and 0.01% for cadmium, or qualify for an exemption to these limits as defined in the Annexes of Directive 2000/53/EC (ELV). Regarding the REACH Regulation, the information TE provides on SVHC in articles for this part number is based on the latest European Chemicals Agency (ECHA) ‘Guidance on requirements for substances in articles’ posted at this URL: <https://echa.europa.eu/guidance-documents/guidance-on-reach>

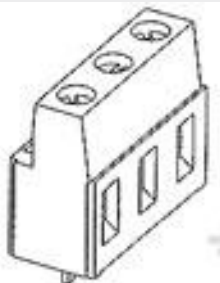
Customers Also Bought

TE Part #3-2176325-8
CRGP 0402 12K 1%

TE Part #5-520315-3
TRIOMATE ASSY V 3P L=3.556LDFR

TE Part #2118717-2
STD SHIELD COVER, CRS-26.71X26.71X2.00MM

TE Part #2-1445100-8
MICRO MNL HDR ASSY S/ROW LF



TE Part #282845-3
TERM-BLOK,PCB MNT,90DG,3P,7.62



TE Part #5-146281-6
06 MODII HDR SRST B/A .100CL



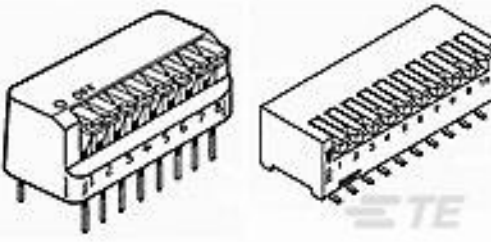
TE Part #3-2176325-1
CRGP 0402 3K3 1%



TE Part #1-1734248-1
1.0 FPC, ZIF V/T, SMT, 11P



TE Part #2-1734592-9
FPC CONN. 0.5MM PITCH B/C, 29P



TE Part #1-5435802-7
RIGHT ANGLE DIP SW 6 P SEALED

Documents

CAD Files

3D PDF

3D

Customer View Model

ENG_CVM_CVM_1-1775333-5_F.2d_dxf.zip

English

Customer View Model

ENG_CVM_CVM_1-1775333-5_F.3d_igs.zip

English

Customer View Model

ENG_CVM_CVM_1-1775333-5_F.3d_stp.zip

English

By downloading the CAD file I accept and agree to the [Terms and Conditions](#) of use.

Product Specifications

ZIF 0.5mm Pitch FPC, SMT Connector

English