

4

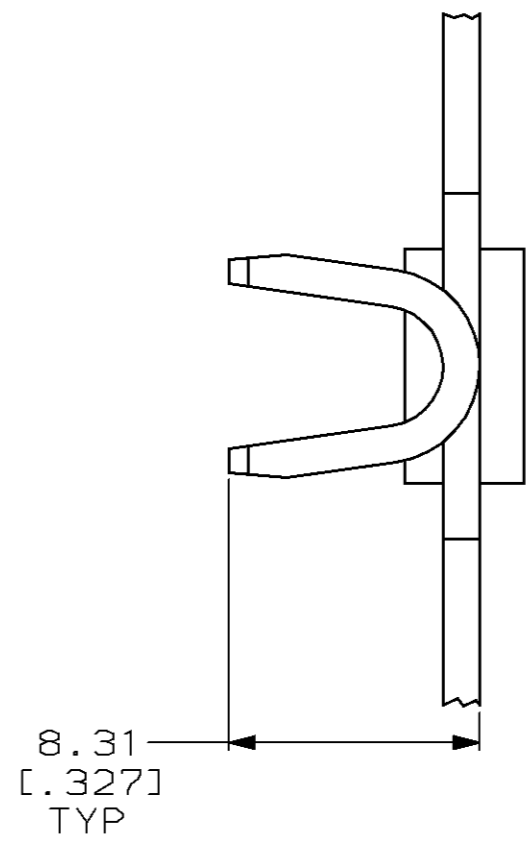
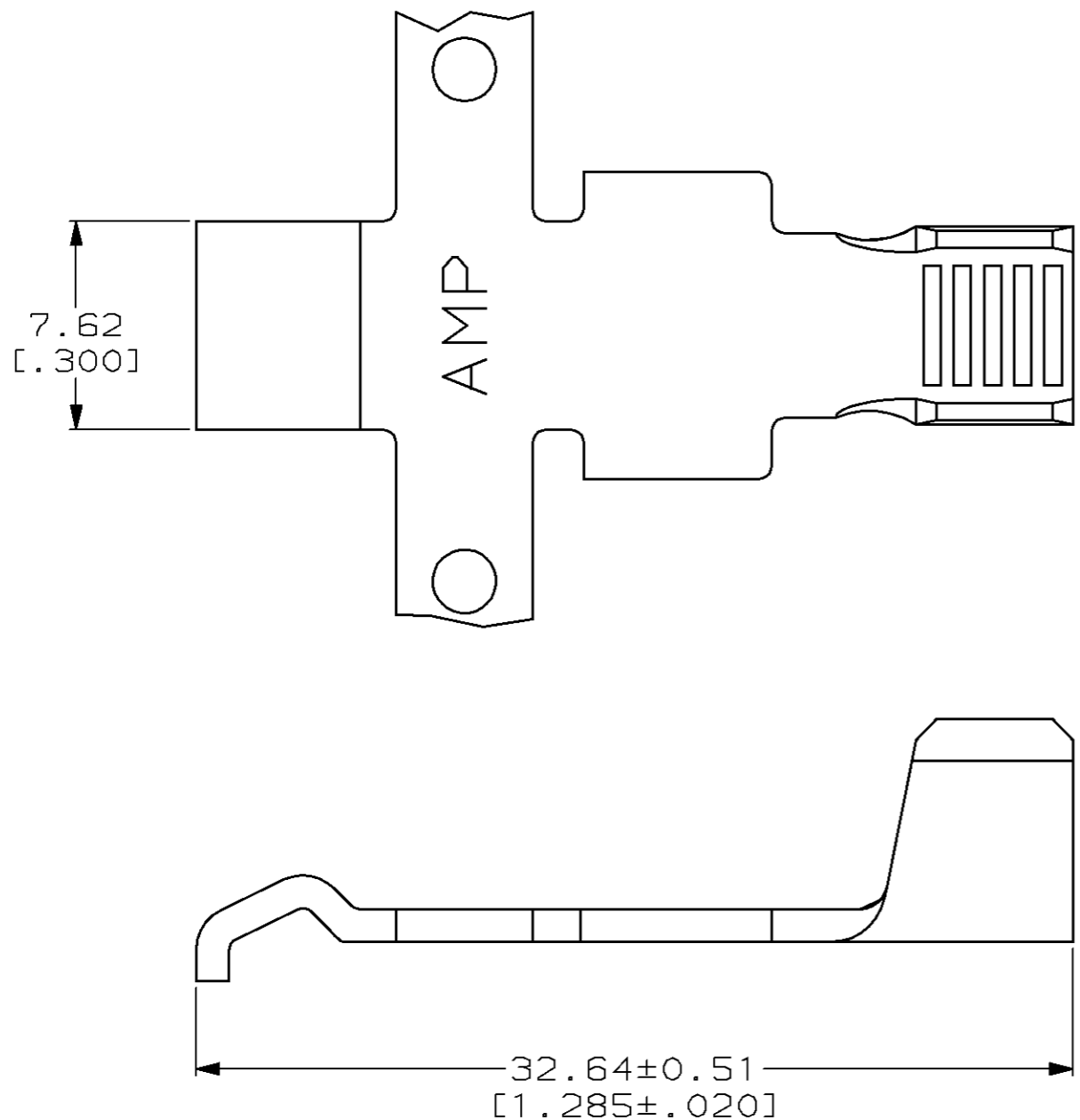
3

2

1

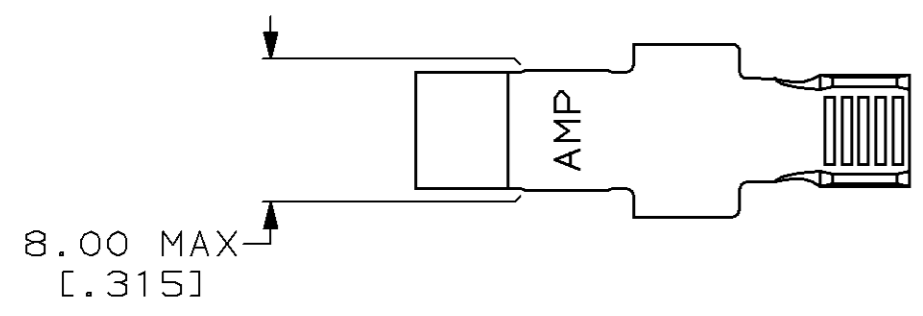
THIS DRAWING IS UNPUBLISHED. RELEASED FOR PUBLICATION, 19 .
© COPYRIGHT 19 BY AMP INCORPORATED. ALL RIGHTS RESERVED.

LOC	DIST	REVISIONS			
P	LTR	DESCRIPTION	DATE	DWN	APVD
FT	60	M	REDRAWN & REV PER EC 0320-74-97	15 APR 97	-



1. CONTACT ACCEPTS 10-6 AWG WIRE & TO BE USED WITH HOUSING 53884.

SEE DETAIL C	53880-4
-	53880-2
LOOSE PIECE	PART NUMBER



DETAIL C

THIS DRAWING IS A CONTROLLED DOCUMENT.		DWN	M. BINNER	15 APR 97	AMP Incorporated Harrisburg, PA 17105-3608
DIMENSIONS: mm [INCHES]		CHK	R. STONE	24 APR 97	
TOLERANCES UNLESS OTHERWISE SPECIFIED:		APVD	M. MCALONIS	22 MAY 97	
0 PLC ±- 1 PLC ±- 2 PLC ±0.38 [.015] 3 PLC ±- 4 PLC ±- ANGLES ±-		PRODUCT SPEC		NAME	
MATERIAL COPPER		APPLICATION SPEC		CONTACT, SERIES 2, POWER LOCK	
FINISH 5.08µm [.000200] MIN SILVER		WEIGHT -		SIZE	RESTRICTED TO
CUSTOMER DRAWING		SCALE 4:1		CAGE CODE A300779	DRAWING NO C-53880
		SHEET 1 OF 1		REV M	