


# Product data sheet

Specifications



## TeSys K reversing contactor , 3P , AC-3 <= 440 V 6 A , 1 NC , 48 V AC coil

LC2K0601E7

### Main

Range	TeSys
Product name	TeSys K
Product or component type	Reversing contactor
Device short name	LC2K
Device application	Control
Contactor application	Motor control
Utilisation category	AC-3 AC-4
Device presentation	Preassembled with reversing power busbar
Poles description	3P
Power pole contact composition	3 NO
[Ue] rated operational voltage	Power circuit: 690 V AC 50/60 Hz Signalling circuit: <= 690 V AC 50/60 Hz
[Ie] rated operational current	6 A at <= 440 V AC AC-3 for power circuit
Motor power kW	1.5 kW at 220...230 V AC 50/60 Hz 2.2 kW at 380...415 V AC 50/60 Hz 3 kW at 440 V AC 50/60 Hz 3 kW at 480 V AC 50/60 Hz 3 kW at 500...600 V AC 50/60 Hz 3 kW at 660...690 V AC 50/60 Hz
Control circuit type	AC at 50/60 Hz
[Uc] control circuit voltage	48 V AC 50/60 Hz
Auxiliary contact composition	1 NC
[Uimp] rated impulse withstand voltage	8 kV
Oversoltage category	III
[Ith] conventional free air thermal current	20 A (at 50 °C) for power circuit 10 A (at 50 °C) for signalling circuit
Irms rated making capacity	110 A AC for power circuit conforming to NF C 63-110 110 A AC for power circuit conforming to IEC 60947 110 A AC for signalling circuit conforming to IEC 60947
Rated breaking capacity	110 A at 415 V conforming to IEC 60947 110 A at 440 V conforming to IEC 60947 80 A at 500 V conforming to IEC 60947 110 A at 220...230 V conforming to IEC 60947 110 A at 380...400 V conforming to IEC 60947 70 A at 660...690 V conforming to IEC 60947

<b>[Icw] rated short-time withstand current</b>	90 A 50 °C - 1 s for power circuit 85 A 50 °C - 5 s for power circuit 80 A 50 °C - 10 s for power circuit 60 A 50 °C - 30 s for power circuit 45 A 50 °C - 1 min for power circuit 40 A 50 °C - 3 min for power circuit 80 A - 1 s for signalling circuit 90 A - 500 ms for signalling circuit 110 A - 100 ms for signalling circuit 20 A 50 °C - >= 15 min for power circuit
<b>Associated fuse rating</b>	25 A gG at <= 440 V for power circuit 25 A aM for power circuit 10 A gG for signalling circuit conforming to IEC 60947 10 A gG for signalling circuit conforming to VDE 0660
<b>Average impedance</b>	3 mOhm - lth 20 A 50 Hz for power circuit
<b>[Ui] rated insulation voltage</b>	Power circuit: 600 V conforming to UL 508 Power circuit: 690 V conforming to IEC 60947-4-1 Signalling circuit: 690 V conforming to IEC 60947-4-1 Signalling circuit: 690 V conforming to IEC 60947-5-1 Signalling circuit: 600 V conforming to UL 508 Power circuit: 600 V conforming to CSA C22.2 No 14 Signalling circuit: 600 V conforming to CSA C22.2 No 14
<b>Electrical durability</b>	1.3 Mcycles 6 A AC-3 at Ue <= 440 V
<b>Interlocking type</b>	Mechanical
<b>Mounting support</b>	Rail Plate
<b>Standards</b>	BS 5424 VDE 0660 NF C 63-110 IEC 60947
<b>Product certifications</b>	UL CSA UKCA
<b>Connections - terminals</b>	Screw clamp terminals 1 cable(s) 1.5...4 mm <sup>2</sup> solid Screw clamp terminals 1 cable(s) 0.75...4 mm <sup>2</sup> flexible without cable end Screw clamp terminals 1 cable(s) 0.34...2.5 mm <sup>2</sup> flexible with cable end Screw clamp terminals 2 cable(s) 1.5...4 mm <sup>2</sup> solid Screw clamp terminals 2 cable(s) 0.75...4 mm <sup>2</sup> flexible without cable end Screw clamp terminals 2 cable(s) 0.34...1.5 mm <sup>2</sup> flexible with cable end
<b>Tightening torque</b>	1.3 N.m - on screw clamp terminals - with screwdriver Philips No 2 1.3 N.m - on screw clamp terminals - with screwdriver flat Ø 6 mm 1.3 N.m - on screw clamp terminals - with screwdriver pozidriv No 2
<b>Operating time</b>	10...20 ms coil energisation and NO closing 10...20 ms coil de-energisation and NO opening
<b>Safety reliability level</b>	B10d = 1369863 cycles contactor with nominal load conforming to EN/ISO 13849-1 B10d = 20000000 cycles contactor with mechanical load conforming to EN/ISO 13849-1
<b>Mechanical durability</b>	5 Mcycles
<b>Maximum operating rate</b>	3600 cyc/h
<b>Complementary</b>	
<b>Control circuit voltage limits</b>	Operational: 0.8...1.15 Uc (at <50 °C) Drop-out: 0.2...0.75 Uc (at <50 °C)
<b>Inrush power in VA</b>	30 VA (at 20 °C)
<b>Hold-in power consumption in VA</b>	4.5 VA (at 20 °C)
<b>Heat dissipation</b>	1.3 W
<b>Auxiliary contacts type</b>	type instantaneous 1 NC
<b>Signalling circuit frequency</b>	<= 400 Hz
<b>Minimum switching current</b>	5 mA for signalling circuit
<b>Minimum switching voltage</b>	17 V for signalling circuit
<b>Non overlap distance</b>	0.5 mm
<b>Insulation resistance</b>	> 10 MOhm for signalling circuit

## Environment

IP degree of protection	IP20 conforming to VDE 0106
Protective treatment	TC conforming to IEC 60068 TC conforming to DIN 50016
Ambient air temperature for operation	-25...50 °C
Ambient air temperature for storage	-50...80 °C
Operating altitude	2000 m without derating
Flame retardance	V1 conforming to UL 94 Requirement 2 conforming to NF F 16-101 Requirement 2 conforming to NF F 16-102
Mechanical robustness	Shocks contactor closed, on X axis: 10 Gn for 11 ms conforming to IEC 60068-2-27 Shocks contactor closed, on Y axis: 15 Gn for 11 ms conforming to IEC 60068-2-27 Shocks contactor closed, on Z axis: 15 Gn for 11 ms conforming to IEC 60068-2-27 Shocks contactor opened, on X axis: 6 Gn for 11 ms conforming to IEC 60068-2-27 Shocks contactor opened, on Y axis: 10 Gn for 11 ms conforming to IEC 60068-2-27 Shocks contactor opened, on Z axis: 10 Gn for 11 ms conforming to IEC 60068-2-27 Vibrations contactor closed: 4 Gn, 5...300 Hz conforming to IEC 60068-2-6 Vibrations contactor opened: 2 Gn, 5...300 Hz conforming to IEC 60068-2-6
Height	58 mm
Width	90 mm
Depth	57 mm
Net weight	0.39 kg

## Packing Units

Unit Type of Package 1	PCE
Number of Units in Package 1	1
Package 1 Weight	363.0 g
Package 1 Height	6.0 cm
Package 1 width	6.5 cm
Package 1 Length	9.2 cm
Unit Type of Package 2	S02
Number of Units in Package 2	25
Package 2 Weight	9.47 kg
Package 2 Height	15.0 cm
Package 2 width	30.0 cm
Package 2 Length	40.0 cm

## Offer Sustainability

Sustainable offer status	Green Premium product
REACH Regulation	<a href="#">REACH Declaration</a>
REACH free of SVHC	Yes
EU RoHS Directive	Compliant <a href="#">EU RoHS Declaration</a>
Toxic heavy metal free	Yes
Mercury free	Yes
RoHS exemption information	<a href="#">Yes</a>
China RoHS Regulation	<a href="#">China RoHS declaration</a> Pro-active China RoHS declaration (out of China RoHS legal scope)

<b>Environmental Disclosure</b>	<a href="#">Product Environmental Profile</a>
<b>Circularity Profile</b>	<a href="#">End of Life Information</a>
<b>WEEE</b>	The product must be disposed on European Union markets following specific waste collection and never end up in rubbish bins
<b>California proposition 65</b>	WARNING: This product can expose you to chemicals including: Antimony oxide & Antimony trioxide, which is known to the State of California to cause cancer. For more information go to <a href="http://www.P65Warnings.ca.gov">www.P65Warnings.ca.gov</a>

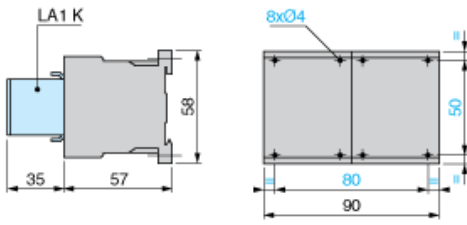
## Contractual warranty

<b>Warranty</b>	18 months
-----------------	-----------

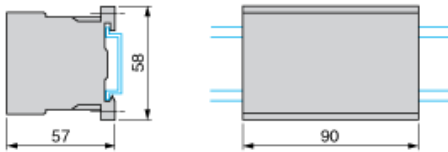
**Dimensions**

---

**Reversing Contactors LC2 K, LP2 K, LP5 K: Mounting on Panel**



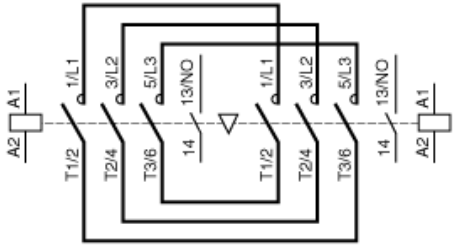
**Reversing Contactors LC2 K, LP2 K, LP5 K: Mounting on Rail AM1 DP200 or AM1 DE200 (35 mm)**



Wiring

---

3-Pole Reversing Contactors with Screw Clamp Connections: 3P + N/O



3-Pole Reversing Contactors with Screw Clamp Connections: 3P + N/C

