

## Printed-circuit board connector - DFK-PCV 5/ 3-G-7,62 - 1716292

Please be informed that the data shown in this PDF Document is generated from our Online Catalog. Please find the complete data in the user's documentation. Our General Terms of Use for Downloads are valid (<http://phoenixcontact.com/download>)

Header, Nominal current: 41 A, Rated voltage (III/2): 630 V, Number of positions: 3, Pitch: 7.62 mm, Color: green, Contact surface: Tin, Mounting: Soldering




### Why buy this product

- Panel thickness of 1 mm to 3 mm
- Mounted on the housing panel by means of tool-free snap-lock mechanism or conventional screw connection
- Feed-through headers for use in combination with all PC 5 plugs
- For soldering onto the PCB



### Key commercial data

Packing unit	10 pc
Minimum order quantity	10 pc
GTIN	 4 046356 136914
Weight per Piece (excluding packing)	15.21 g
Custom tariff number	85366990
Country of origin	Poland
Note	Made to Order (non-returnable)

### Technical data

#### Dimensions

Length	19.54 mm
Pitch	7.62 mm
Dimension a	15.24 mm
Pin dimensions	0,8 x 1,0
Pin spacing	7.62 mm
Hole diameter	1.3 mm

#### General

Range of articles	DFK-PCV 5/..-G
Insulating material group	I

# Printed-circuit board connector - DFK-PCV 5/ 3-G-7,62 - 1716292

## Technical data

### General

Rated surge voltage (III/3)	6 kV
Rated surge voltage (III/2)	6 kV
Rated surge voltage (II/2)	6 kV
Rated voltage (III/3)	500 V
Rated voltage (III/2)	630 V
Rated voltage (II/2)	800 V
Connection in acc. with standard	EN-VDE
Nominal current $I_N$	41 A
Maximum load current	41 A
Insulating material	PA
Inflammability class according to UL 94	V0
Color	green
Number of positions	3

## Classifications

### eCl@ss

eCl@ss 4.0	272607xx
eCl@ss 4.1	27260701
eCl@ss 5.0	27260701
eCl@ss 5.1	27141190
eCl@ss 6.0	27260704
eCl@ss 7.0	27440402
eCl@ss 8.0	27440402

### ETIM

ETIM 3.0	EC001121
ETIM 4.0	EC002637
ETIM 5.0	EC002637

### UNSPSC

UNSPSC 6.01	30211810
UNSPSC 7.0901	39121409
UNSPSC 11	39121409
UNSPSC 12.01	39121409
UNSPSC 13.2	39121409

## Approvals

### Approvals

# Printed-circuit board connector - DFK-PCV 5/ 3-G-7,62 - 1716292

## Approvals

Approvals

EAC

Ex Approvals

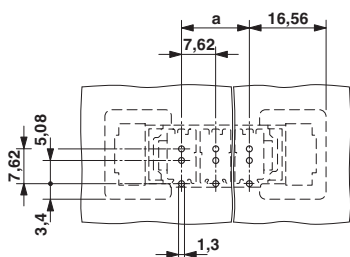
Approvals submitted

## Approval details

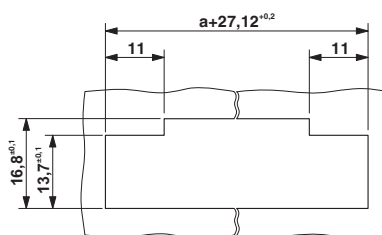
EAC

## Drawings

Drilling diagram

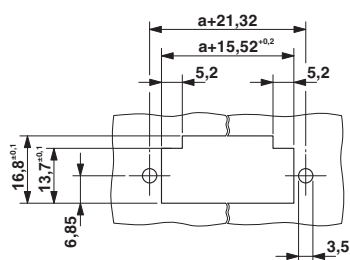


Dimensioned drawing

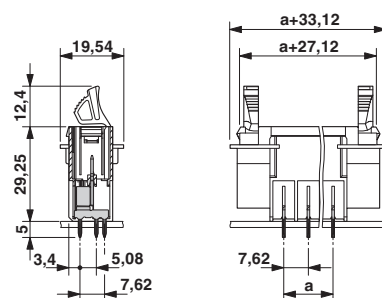


Sheet metal cutout for snap-on.

Dimensioned drawing



Dimensioned drawing



Sheet metal cutout for screw connection.