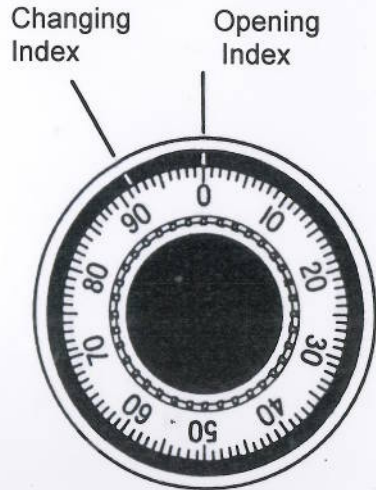




Operating and changing instructions

Combination lock: 1985, 3330 and 3332





General

- Turn the dial always slowly and carefully.
- Place the chosen numbers exactly inline with the Opening- or Changing Index.
- The Changing Index is always on the left side of the Opening Index.
- You can stop turning as much as you like. If a number is over flown, start all over again with the first number.
- Choose the last number never between 0 and 10.
- Each number has to be at least 4 increments apart from the other.
- Try the new combination several times to make sure the lock opens and locks perfectly, before locking the door.
- Never force the lock; Turning must always go smoothly, if not ask the technical service to have a lock at it.

Do not force the lock

A. Opening the lock using the Opening Index:

The factory set lock combination is 50

- 4x  Turn the dial LEFT and pass the number 50 four times and then stop with 50 exactly on the Opening Index.
-  Turn RIGHT until the dial stops. The combination lock bolt will retract and the lock is open.

B. To lock the combination lock:

Turn at least four complete turns LEFT.

SECURIKEY®

C. Changing instructions: (Use Changing Index)

To change the combination, you will need access to the existing combination and a La Gard Locks change key.

Open the lock and door. With the bolt fully retracted (lock open), before changing combinations, verify that the dial stops between 90 and 0 on the Opening Index.

Dial the existing code using the CHANGING INDEX, for example 10-20-30.

4x Turn LEFT and pass "10" three-times and stop exactly on the Changing Index.

3x Turn RIGHT and pass "20" twice and stop exactly on the Changing Index.

2x Turn LEFT and pass "30" once and stop exactly on the Changing Index.

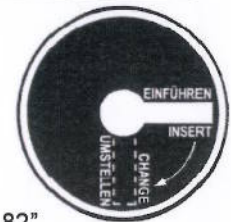
Insert the change key in the keyhole in the back of the door and turn to the RIGHT until stop.

Do not force the change key




If the key will not go in far enough – it will not turn.

Remove the key and dial again the old code on the CHANGING INDEX, stopping exactly on each number.

Select a NEW COMBINATION (CODE) as example: "47-8-82"



Last number must be higher than 10.

- 4x  Turn LEFT, pass first number "47" three-times and stop exactly on the Changing Index the fourth time.
- 3x  Turn RIGHT, pass second number "8" twice and stop exactly on the Changing Index the third time.
- 2x  Turn LEFT, pass third number "82" once and stop exactly on the Changing Index the second time.

If a number is over flown, start on the beginning, using the Changing Index. Turn change key LEFT and remove the key. The new code is inserted.

Try the new combination several times to make sure the lock opens and locks perfectly, before locking the door.

ATTENTION! For security reasons, never select a code from personal data (birthday, telephone number, et cetera). Each number has to be at least 4 increments apart from the others. For example: 49-45-41 and not 51-52-53.