

# ACCESSORIES FOR THE APPLIANCE SWITCHES

## PROTECTION CAPS

When mounted in the appliance, the actuation side of the switch is dust-tight and protected against splash water.



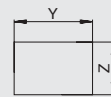
203 089 011\*

suitable for the series

1800. 1855.  
1801. 1858.  
1803.  
1808.

### appliance cut-out single pole

X = panel thickness



X	Y	Z
0.75...1.25	19.4 <sup>-0.1</sup>	12.9 <sup>+0.1</sup>
1.25...2.2	19.8 <sup>-0.1</sup>	12.9 <sup>+0.1</sup>



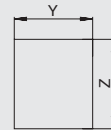
203 090 011\*

suitable for the series

1802.  
1804.  
1805.  
1809.

### appliance cut-out double pole

X = panel thickness



X	Y	Z
0.75...1.25	19.4 <sup>-0.1</sup>	21.9 <sup>+0.1</sup>
1.25...2.2	19.8 <sup>-0.1</sup>	21.9 <sup>+0.1</sup>

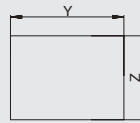


203 201 011\*

suitable for the series

1832. 1661.  
1834. 1662.  
1835. 1663.  
1839. 1664.  
1665.  
1667.

X = panel thickness



X	Y	Z
0.75...1.4	30.2 <sup>-0.1</sup>	22.0 <sup>+0.2</sup>
1.4...2.4	30.6 <sup>-0.1</sup>	22.0 <sup>+0.2</sup>

### appliance cut-out with protection cap

## TUBULAR PUSH-ON COVERS

These push-on covers are appropriate for a better marking of plastic levers especially of the series 1820.

Additional colours on request.



203 105 011\*



203 105 031

## PROTECTION CAP

This cap protects the installed switch against dust and splash water from the actuation side.



343 001 023\*