




Connectors > RF Connectors > Coax Connectors



RF Interface: **BNC**

RF Connector Style: **Jack**

RF Connector Mated Outer Diameter (Approximate): **14.53 mm [ .572 in ]**

Impedance: **75 Ω**

RF Connector Coupling Mechanism: **Bayonet**

Features

Product Type Features

RF Interface	BNC
RF Connector Style	Jack
Connector System	Cable-to-Board
Sealable	No
Connector & Contact Terminates To	Printed Circuit Board

Configuration Features

PCB Mount Orientation	Vertical
Number of Positions	1
Number of Coaxial Contacts	1

Electrical Characteristics

Impedance	75 Ω
-----------	------

Body Features

Body Material	Zinc
Body Plating Material	Nickel

Contact Features

--	--



RF Connector Center Contact Underplating Material	Nickel
	1080 µin
RF Connector Center Contact Plating Material	Gold (Au)
RF Connector Center Contact Material	Beryllium Copper

Termination Features

Termination Method to PCB	Through Hole - Press-Fit
Termination Post & Tail Length	5.33 mm[.21 in]

Mechanical Attachment

PCB Mount Retention	With
RF Connector Coupling Mechanism	Bayonet
Connector Mounting Type	Board Mount
RF Contact Captivation Method	Mechanical
Detent	With

Dimensions

Profile Height from PCB	16.26 mm[.64 in]
RF Connector Mated Outer Diameter (Approximate)	14.53 mm[.572 in]

Usage Conditions

Insulation Option	Uninsulated
-------------------	-------------

Operation/Application

Operating Frequency	4 GHz
---------------------	-------

Packaging Features

Packaging Method	Tube
------------------	------

Other

Grade	Commercial
Dielectric Material	PTFE

Product Compliance

For compliance documentation, visit the product page on TE.com>

EU RoHS Directive 2011/65/EU	Compliant with Exemptions
EU ELV Directive 2000/53/EC	Compliant with Exemptions
China RoHS 2 Directive MIIT Order No 32, 2016	Restricted Materials Above Threshold
EU REACH Regulation (EC) No. 1907/2006	



Current ECHA Candidate List: JAN 2025  
(247)  
Candidate List Declared Against: JUNE  
2024 (241)  
SVHC > Threshold:  
Pb (.6% in Component Part)


Article Safe Usage Statements:  
Do not eat, drink or smoke when using this product. Wash thoroughly after  
handling. Recycle if possible and dispose of the article by following all applicable  
governmental regulations relevant to your geographic location.

Halogen Content	Low Bromine/Chlorine - Br and Cl < 900 ppm per homogenous material. Also BFR /CFR/PVC Free
Solder Process Capability	Not applicable for solder process capability


Product Compliance Disclaimer

This information is provided based on reasonable inquiry of our suppliers and represents our current actual knowledge based on the information they provided. This information is subject to change. The part numbers that TE has identified as EU RoHS compliant have a maximum concentration of 0.1% by weight in homogenous materials for lead, hexavalent chromium, mercury, PBB, PBDE, DBP, BBP, DEHP, DIBP, and 0.01% for cadmium, or qualify for an exemption to these limits as defined in the Annexes of Directive 2011/65/EU (RoHS2). Finished electrical and electronic equipment products will be CE marked as required by Directive 2011/65/EU. Components may not be CE marked. Additionally, the part numbers that TE has identified as EU ELV compliant have a maximum concentration of 0.1% by weight in homogenous materials for lead, hexavalent chromium, and mercury, and 0.01% for cadmium, or qualify for an exemption to these limits as defined in the Annexes of Directive 2000/53/EC (ELV). Regarding the REACH Regulation, the information TE provides on SVHC in articles for this part number is based on the latest European Chemicals Agency (ECHA) ‘Guidance on requirements for substances in articles’ posted at this URL: <https://echa.europa.eu/guidance-documents/guidance-on-reach>


Customers Also Bought




TE Part #CAT-D48-ST273  
DEUTSCH Solid Contacts




TE Part #DT04-2P  
REC, 2P, GRY, N




TE Part #DT06-2S  
PLG, 2P, GRY, N



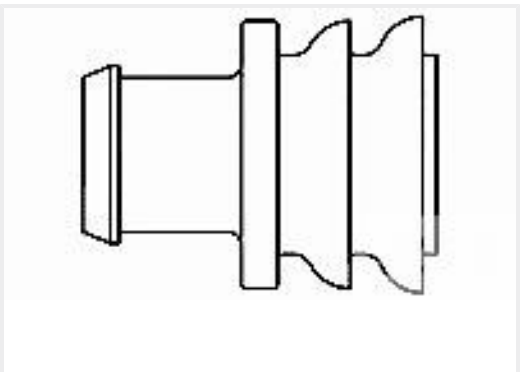
TE Part #CAT-D487-W416  
Wedgelocks: DEUTSCH DT



TE Part #114017-ZZ  
SEALING PLUG, SIZE 12/16, WHT



TE Part #CAT-AM71-CH8172  
AMP SUPERSEAL 1.5MM,  
CONNECTOR HOUSING



TE Part #281934-2  
SINGLE WIRE SEAL

Documents

Product Drawings



RECEPTACLE,PRESS FIT,COML BNC

English

CAD Files

3D PDF

3D

Customer View Model

ENG\_CVM\_CVM\_5414088-1\_A.2d\_dxf.zip

English

Customer View Model

ENG\_CVM\_CVM\_5414088-1\_A.3d\_igs.zip

English

Customer View Model

ENG\_CVM\_CVM\_5414088-1\_A.3d\_stp.zip

English

By downloading the CAD file I accept and agree to the [Terms and Conditions](#) of use.

Datasheets & Catalog Pages

BNC Connectors

English