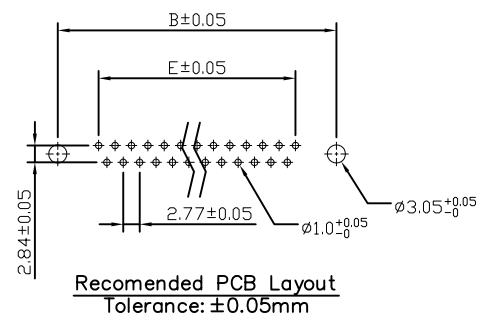
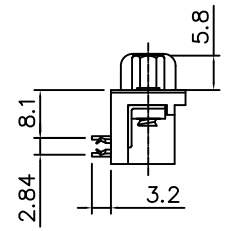
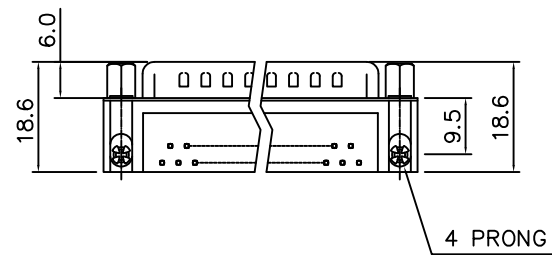
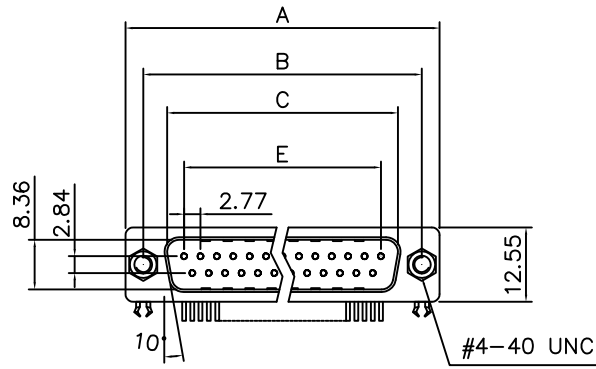


This document is the property of Amphenol Corporation and is delivered on the express condition that it is not to be disclosed, reproduced or used, in whole or in part, for manufacture or sale by anyone other than Amphenol Corporation without its prior consent, & that no right is granted to disclose or to use any information in this document.

Customer drawing



Dimensions

Positions	A	B	C	E
9	30.81	24.99	16.92	11.08
15	39.20	33.30	25.25	19.39
25	53.05	47.04	38.96	33.24
37	69.40	63.50	55.42	49.86

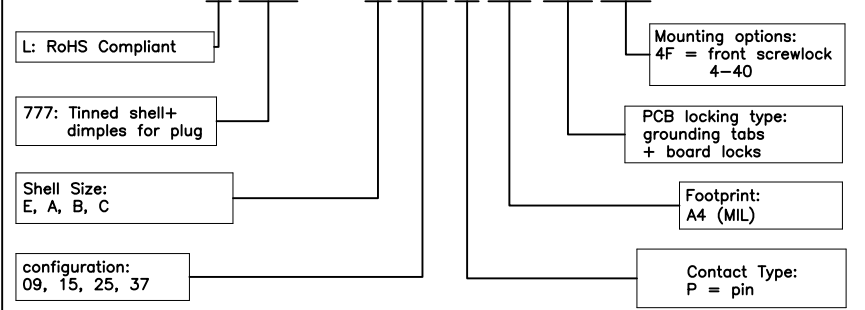
REVISIONS				
SYM	ECN	DESCRIPTION	DATE	APPROVED
1	HK--	First Release Drawing	07/16/14	IP

D-SUB TECHNICAL DATA

SHELL : Steel, 100u" Tin over 50u" min nickel over 50u" min Copper
 BODY : Glass-Filled Thermoplastic PA9T, UL 94V-0
 CONTACTS : Copper Alloy
 15u" gold over 50u" nickel on mating area
 100u" tin over 50u" nickel on solder area
 BOARDLOCK: Brass, Tin Plated.
 SCREWLOCK: Brass, Nickel Plated.
 CLINCH NUT: Copper Alloy, Nickel Plated.
 ELECTRICAL: Voltage Rating 250 V RMS 60Hz
 Current Rating 3 AMP
 Withstanding Voltage >1000 V RMS 60Hz for 1 minute
 Insulation Resistance >1000 M Ohms
 Contact Resistance 20 mOhms max at 1 AMP DC
 MARKING: Amphenol...(Series No.)
 Commercial Reference
 Manufacturing Date

PRODUCT CODE

L 777 SD X XX P A4 CH 4F



UNLESS OTHERWISE SPECIFIED TOLERANCES		APPROVAL		DATE
U.S.	METRIC	DRAWN	FILED	07/16/14
X +/-	0.38			
.X +/-	0.25			
.XX +/-	0.13	CHECKED Tony Tang		07/16/14
FRACTIONS +/-	5'	CHECKED		
ANGLES +/-				
FOR MATERIALS AND FINISHES SEE NOTES		DRAWING FILE :		
REMOVE SHARP EDGES		ANGLE OF PROJECTION		
DIMENSIONS				
U.S.	INCHES			
METRIC	MM			

Amphenol	
Amphenol East Asia Limited	
TITLE Stamped and formed contact,SD series	
SIZE	DRAWING NO.
A4	L777SDXXXPA4CH4F
SCALE	NONE
SHEET	1 OF 1
REV.	1