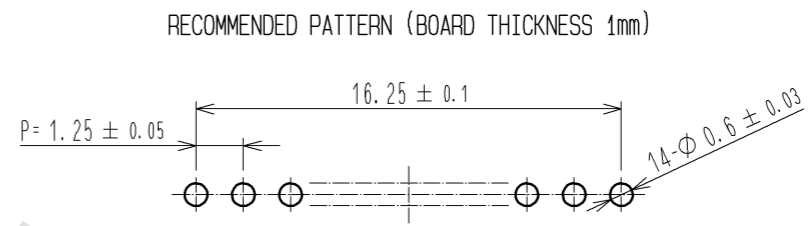
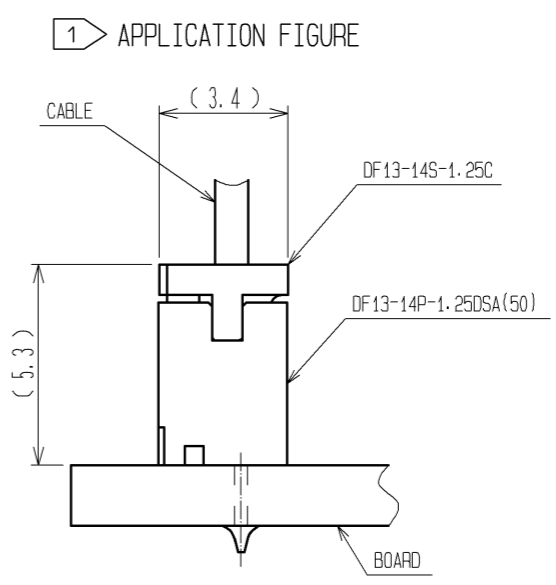
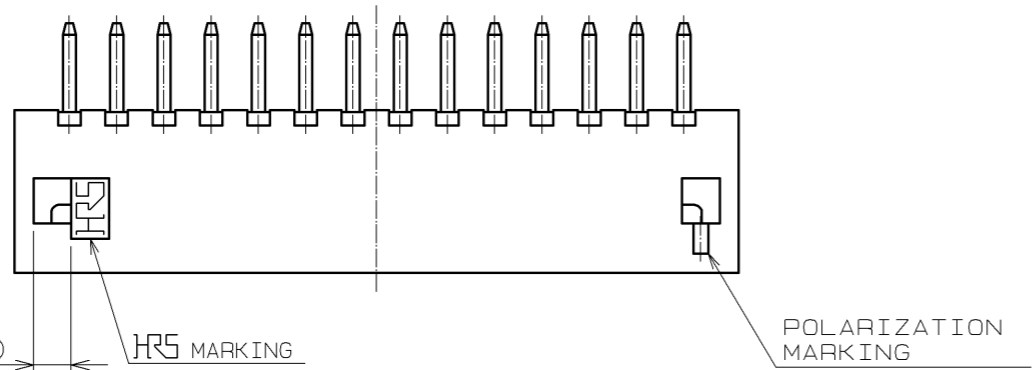
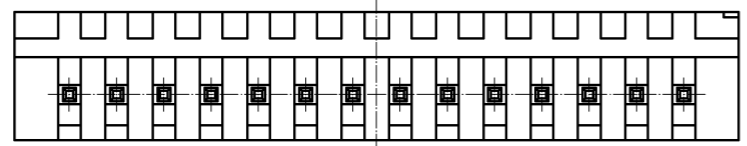
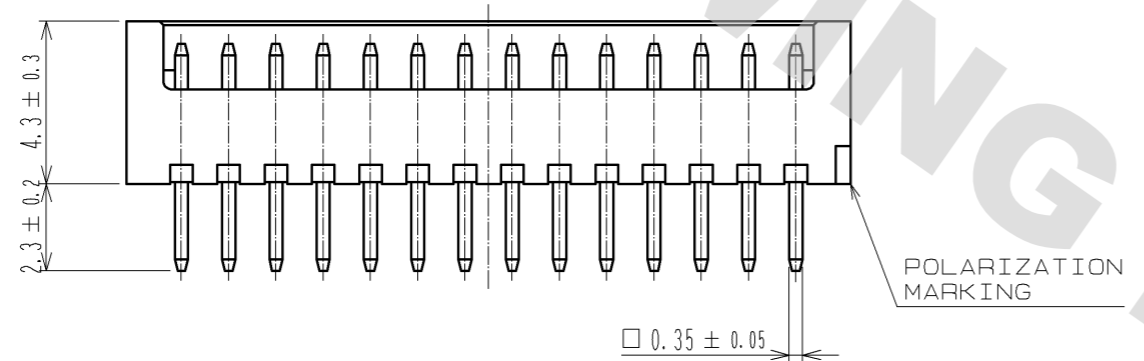
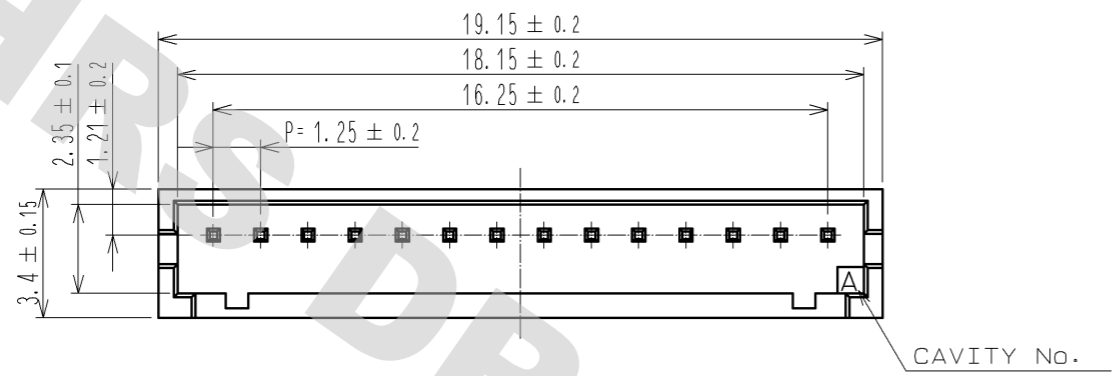


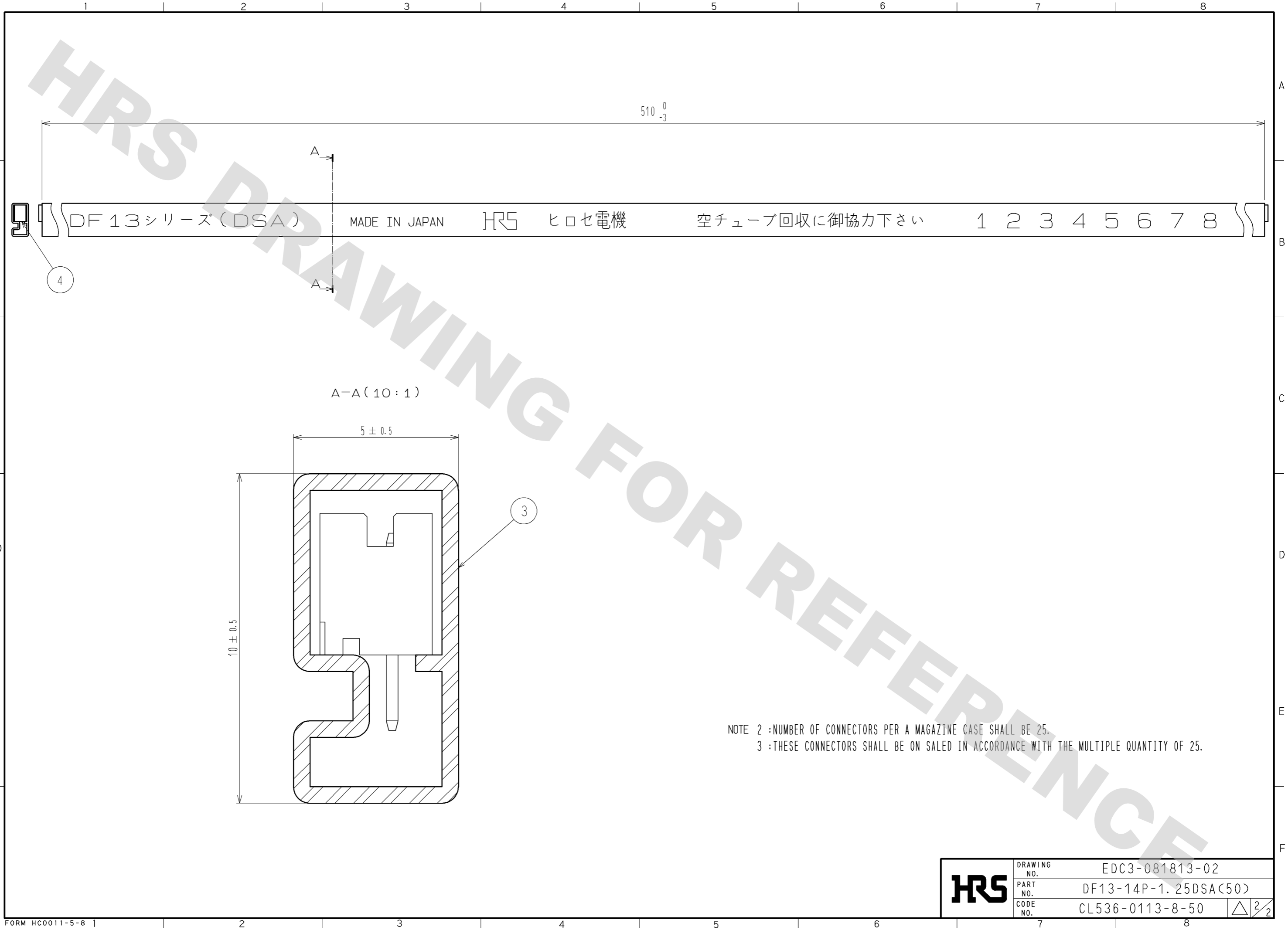
DRAWING FOR REFERENCE: This is subject to change without notice
08/11/2012



NOTE 1 WHEN THIS CONNECTOR MATES WITH DF13-14S-1.25C, THE MATING LENGTH IS 5.3mm.

2	BRASS	SURFACE:GOLD PLATED 0.2μm min UNDER PLATING:NICKEL PLATED 0.5μm min	4	STYRENIC-BASED ELASTOMERS	STOPPER, GREEN
1	POLYAMIDE	BEIGE (NATURAL), UL94V-0	3	PS	ELECTROSTATIC PROTECTION, CLEAR
NO.	MATERIAL	FINISH, REMARKS	NO.	MATERIAL	FINISH, REMARKS
UNITS	mm	SCALE	5 : 1	COUNT	△
DESCRIPTION OF REVISIONS		DESIGNED	CHECKED	DATE	
APPROVED : TS. SAKATA		08.09.01	DRAWING NO. EDC3-081813-02		
CHECKED : TS. KUMAZAWA		08.08.29	PART NO. DF13-14P-1.25DSA(50)		
DESIGNED : SN. KOBAYASHI		08.08.29	CODE NO. CL536-0113-8-50		
DRAWN : SN. KOBAYASHI		08.08.29	△ 1/2		

DRAWING FOR REFERENCE: This is subject to change without notice
08/11/2012



NOTE 2 : NUMBER OF CONNECTORS PER A MAGAZINE CASE SHALL BE 25.
3 : THESE CONNECTORS SHALL BE ON SALED IN ACCORDANCE WITH THE MULTIPLE QUANTITY OF 25.

HRS	DRAWING NO.	EDC3-081813-02	
	PART NO.	DF13-14P-1.25DSA(50)	
	CODE NO.	CL536-0113-8-50	△ 2/2
	FORM	HC0011-5-8	1