



Main

Range of product	Zelio Relay
Series name	Interface relay
Product or component type	Plug-in relay
Device short name	RSL
Contacts type and composition	1 C/O
Contact operation	Standard
[Uc] control circuit voltage	12 V DC
[Ithe] conventional enclosed thermal current	6 A at -40...55 °C
Status LED	With
Shape of pin	Flat (PCB type)
Sale per indivisible quantity	10

Complementary




Fixing mode	Plastic compression spring
Average resistance	848 Ohm (DC) at 23 °C +/- 10 %
[Ui] rated insulation voltage	277 V conforming to cUL 250 V conforming to EN/IEC
[Uimp] rated impulse withstand voltage	6 kV conforming to IEC
Contacts material	Silver alloy (AgSnO2)
[Ie] rated operational current	6 A 1 C/O (AC-1/DC-1) conforming to IEC/UL
Minimum switching current	100 mA
Maximum switching voltage	277 V
Switching voltage	12 V
Maximum switching capacity	1500 VA 150 W
Minimum switching capacity	120 mW
Operating rate	<= 72000 cycles/hour no-load <= 360 cycles/hour under load
Mechanical durability	<= 10000000 cycles
Electrical durability	60000 cycles for resistive load (6 A at 250 V, AC-1)
Operating time	5 ms 12 ms reset

Marking	CE
Protection category	RT III
Operating position	Any position
Height	78.6 mm
Width	6.2 mm
Depth	95 mm
Terminals description ISO n°1	(11-12-14)OC (A1-A2)CO
Product weight	0.029 kg
Load current	6 A at 250 V AC for 0.5 mm mounting distance
Average coil consumption	0.17 W DC
Drop-out voltage threshold	>= 0.05 Uc
Contact terminal arrangement	Separate
Connections - terminals	Screw connectors (1 x 0.2...1 x 2.5 mm ² / AWG 24...AWG 14) flexible cable with cable end Screw connectors (1 x 0.2...1 x 2.5 mm ² / AWG 24...AWG 14) solid cable without cable end
Tightening torque	< 0.5 N.m (M2.5)
Safety reliability data	B10d = 60000
Control type	Without push-button
Mounting support	35 mm symmetrical DIN rail
Device presentation	Complete product

Environment

Input voltage	12 V AC/DC (input voltage limit: 11.4...14.4 V)
Dielectric strength	1000 V AC (between contacts) 4000 V AC (between coil and contact)
Standards	EN/IEC 61810-1 UL 508 CSA C22.2 No 14
Product certifications	CSA GOST UL
Ambient air temperature for storage	-40...85 °C
Vibration resistance	5 gn +/- 1 mm (f = 10...150 Hz) 10 cycles in operation conforming to EN/IEC 60068-2-6 10 gn +/- 1 mm (f = 10...150 Hz) 10 cycles not operating conforming to EN/IEC 60068-2-6
IP degree of protection	IP40 conforming to EN/IEC 60529
Shock resistance	5 gn for 11 ms not operating conforming to EN/IEC 60068-2-27 10 gn for 11 ms in operation conforming to EN/IEC 60068-2-27
Ambient air temperature for operation	-40...55 °C

Offer Sustainability

RoHS (date code: YYWW)	Compliant - since 1417 - Schneider Electric declaration of conformity  Schneider Electric declaration of conformity
REACH	Reference contains SVHC above the threshold - Go to CaP for more details  Go to CaP for more details
Product environmental profile	Available  Product environmental

Contractual warranty

Warranty period	18 months
-----------------	-----------

Dimensions

