

UN Series

Desktop AC/DC Adaptor


12W Series




▲ UNI312



▲ UNT312



■ Please contact our sales department for safety standard of each model.



Product Highlights

- Stability
- Compact type
- Energy efficiency
- Suit LCD display, digital camera, multimedia player etc.

Protection

- Short circuit protection
- Over Voltage Protection
- Over Current Protection

Safety Approvals

- UL62368
- UL60950
- CAN/CSA C22.2 NO. 62368
- CAN/CSA C22.2 NO. 60950
- PSE
- IEC/EN62368-1
- IEC/EN60950-1
- CNS14336

Efficiency

- Meet :
COMMISSION REGULATION (EU)
2019/1782 (ERP 6)& DOE 6

Emissions

- FCC Part15 Class B
- CE CISPR 32 Class B
- VCCI Class B
- CNS13438

Immunity

- EN55024/A1:2001

Input					
Description	Min	Typ	Max	Units	Comment
Voltage	90	100~240	264	Vac	
Frequency	47	50/60	63	Hz	

Environmental					
Description	Min	Typ	Max	Units	Comment
Operating Temperature	0	-	40	°C	Free Convection,Sea level
Storage Temperature	-20	-	65	°C	Free Convection,Sea level
Operating Humidity	5	-	95	%RH	No Condensing
Storage Humidity	5	-	95	%RH	No Condensing

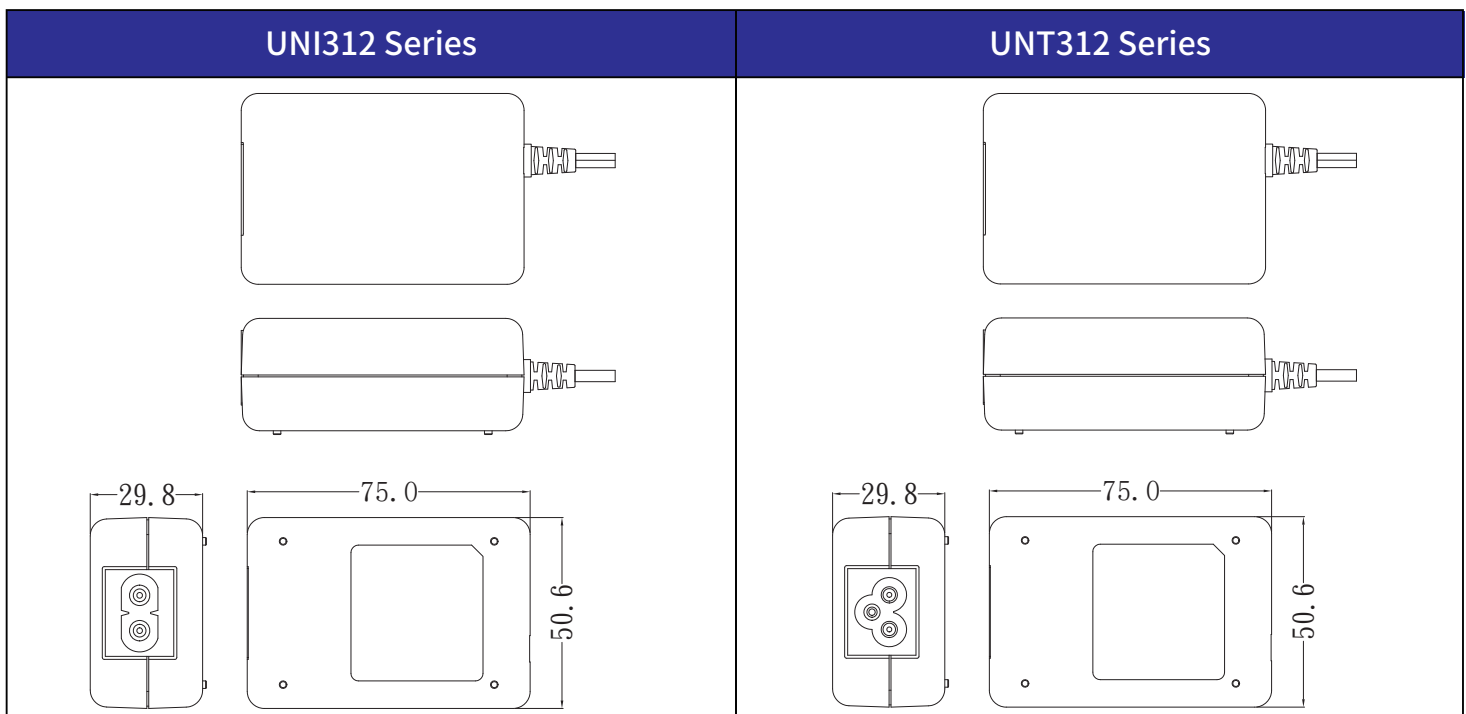
Typical model list

Input Condition	DC Output Voltage	DC Output Current	Output Voltage Precision	Ripple	Noises	Regulation		Average active efficiency	Efficiency at low load (10%)	No-load power consumption	Option/Remark	
						Line	Load					
Input Voltage: 90V-264Vac Frequency: 47-63Hz	1	5.0V	2.0A	±5%	150mV	150mV	2%	10%	78.70%	-	0.1W	
	2	5.9V	2.0A	±5%	150mV	150mV	2%	10%	79.83%	-	0.1W	
	3	7.0V	1.6A	±5%	150mV	150mV	2%	10%	82.57%	-	0.1W	
	4	7.5V	1.6A	±5%	240mV	240mV	2%	10%	82.96%	-	0.1W	
	5	9.0V	1.3A	±5%	180mV	180mV	2%	10%	82.82%	-	0.1W	
	6	12.0V	1.0A	±5%	120mV	240mV	2%	10%	82.96%	-	0.1W	
	7	24.0V	0.5A	±5%	240mV	480mV	2%	10%	82.96%	-	0.1W	
	8	-	-	-	-	-	-	-	-	-	-	-

■ Measurement condition

1. Measurements shall be made with an oscilloscope with 20MHz bandwidth.
2. Outputs shall be bypassed at the connector with a 0.1uF ceramic disk capacitor and a 10uF electrolytic capacitor to simulate system loading.

Mechanical Spec



■ Please contact our sales department for details of each model ■