

824-AG11D-ESL-LF

x OBSOLETE

DIPLOMATE

TE Internal #: 2-1571552-8

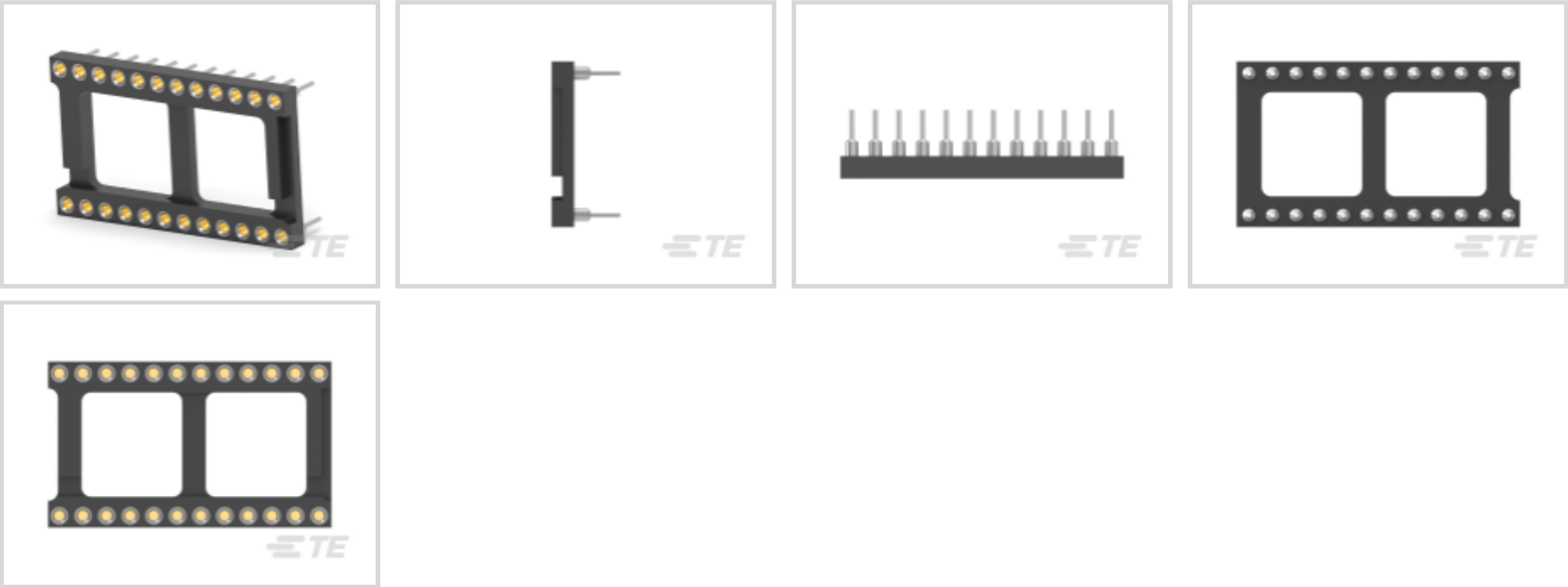
TE Internal Description: 824-AG11D-ESL-LF=800 DIP,GF/SN

DIP Socket: Standard, Stamped & Formed, Open, Gold

[View on TE.com >](#)



Connectors > Socket Connectors > IC Sockets > DIP Sockets > DIP Socket: Standard, Stamped & Formed, Open, Gold



Contact Fabrication: **Stamped & Formed**

Number of Positions: **24**

Connector Profile: **Standard**

Row-to-Row Spacing: **15.24 mm [.6 in]**

Contact Mating Area Plating Material: **Gold (Au)**

[All DIP Socket: Standard, Stamped & Formed, Open, Gold \(0\)](#)

Features

Product Type Features

Connector & Contact Terminates To	Printed Circuit Board
-----------------------------------	-----------------------

Configuration Features

PCB Mount Orientation	Vertical
Number of Rows	2
Number of Positions	24

Electrical Characteristics

Contact Resistance	10 mΩ
Insulation Resistance	5000 MΩ

Body Features

Sleeve Plating Material	Tin
Frame Style	Ladder, Open
Sleeve Material	Brass
Connector Profile	Standard



Contact Features

Mating Contact Type	Four-Fingered
Contact Base Material	Beryllium Copper
IC Socket Type	DIP
PCB Contact Termination Area Plating Material	Tin
Contact Type	Pin
Contact Fabrication	Stamped & Formed
Contact Mating Area Plating Material	Gold (Au)
	5 μin
Contact Current Rating (Max)	3 A

Termination Features

Termination Method to PCB	Through Hole - Solder
Termination Post & Tail Length	3.18 mm[.125 in]

Mechanical Attachment

Connector Mounting Type	Board Mount
Mating Alignment Type	Polarization
Mating Alignment	With

Housing Features

Housing Color	Black
Housing Material	Thermoplastic Polyester
Centerline (Pitch)	2.54 mm[.1 in]

Dimensions

Product Length	30.48 mm[1.2 in]
Profile Height from PCB	2.67 mm[.105 in]
Row-to-Row Spacing	15.24 mm[.6 in]

Operation/Application

Circuit Application	Signal
---------------------	--------

Industry Standards

UL Flammability Rating	UL 94V-0
------------------------	----------

Packaging Features

Packaging Method	Box & Tube, Tube
Packaging Quantity	20



Product Compliance

For compliance documentation, visit the product page on TE.com>

EU RoHS Directive 2011/65/EU	Compliant
EU ELV Directive 2000/53/EC	Compliant
China RoHS 2 Directive MIIT Order No 32, 2016	No Restricted Materials Above Threshold
EU REACH Regulation (EC) No. 1907/2006	Current ECHA Candidate List: JAN 2025 (247) Candidate List Declared Against: JAN 2021 (211) Does not contain REACH SVHC
Halogen Content	Not Low Halogen - contains Br or Cl > 900 ppm.
Solder Process Capability	Wave solder capable to 265°C

Product Compliance Disclaimer

This information is provided based on reasonable inquiry of our suppliers and represents our current actual knowledge based on the information they provided. This information is subject to change. The part numbers that TE has identified as EU RoHS compliant have a maximum concentration of 0.1% by weight in homogenous materials for lead, hexavalent chromium, mercury, PBB, PBDE, DBP, BBP, DEHP, DIBP, and 0.01% for cadmium, or qualify for an exemption to these limits as defined in the Annexes of Directive 2011/65/EU (RoHS2). Finished electrical and electronic equipment products will be CE marked as required by Directive 2011/65/EU. Components may not be CE marked. Additionally, the part numbers that TE has identified as EU ELV compliant have a maximum concentration of 0.1% by weight in homogenous materials for lead, hexavalent chromium, and mercury, and 0.01% for cadmium, or qualify for an exemption to these limits as defined in the Annexes of Directive 2000/53/EC (ELV). Regarding the REACH Regulation, the information TE provides on SVHC in articles for this part number is based on the latest European Chemicals Agency (ECHA) 'Guidance on requirements for substances in articles' posted at this URL: <https://echa.europa.eu/guidance-documents/guidance-on-reach>

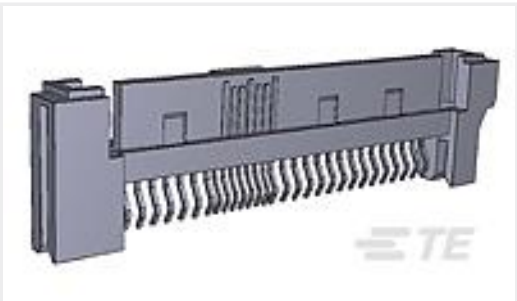
Customers Also Bought

TE Part #1-2176306-1
RP 1E 0.1W 1K47 0.1% 25PPM 5K RL

TE Part #1625888-2
2W STD M/OX 5% 180R

TE Part #5650908-5
ASSY,PIN,EUROCARD,TYPE R,LEAD-

TE Part #1676123-4
1/2W SM M/OX 5% 1R1



TE Part #1735078-1
SAS PLUG 15+7+7P ASSEMBLY




TE Part #292172-7
CT POST HDR ASSY 7P IN-TUBE BL



TE Part #5353928-1
Std USB Type A, R/A, SMT, Offset, Panel



TE Part #2-1571552-9
828-AG11D-ESL-LF=800 DIP,GF/SN



TE Part #2-1571551-1
506-AG11D-ESL-LF=500 DIP,GF/SN



TE Part #U-172032
XFORMER, STEP-UP, HIGH FREQ.,

Documents

Product Drawings

824-AG11D-ESL-LF=800 DIP,GF/SN

English

CAD Files

3D PDF

3D

Customer View Model

ENG_CVM_CVM_2-1571552-8_E.2d_dxf.zip

English

Customer View Model

ENG_CVM_CVM_2-1571552-8_E.3d_igs.zip

English

Customer View Model

ENG_CVM_CVM_2-1571552-8_E.3d_stp.zip

English

By downloading the CAD file I accept and agree to the [Terms and Conditions](#) of use.

Datasheets & Catalog Pages

DIP Sockets Quick Reference Guide (EN)

English