THIS DRAWING IS UNPUBLISHED. RELEASED FOR PUBLICATION - ,- .
© COPYRIGHT - BY TYCO ELECTRONICS CORPORATION. ALL INTERNATIONAL RIGHTS RESERVED.

LOC	DIST
—	—

REVISIONS

P	LTR	DESCRIPTION	DATE	DWN	APVD
	A1	REVISED PER ECO-10-014168	02AUG10	HMR	MW

DETAIL1
SCALE 5:1

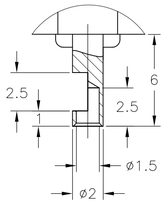

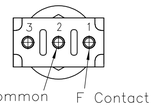

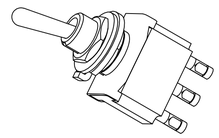

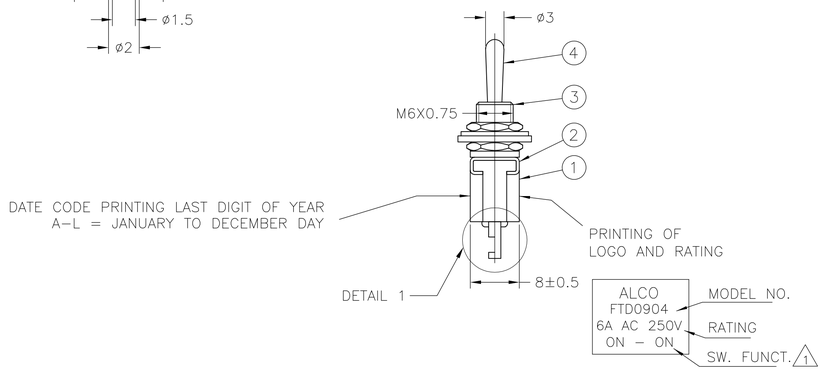

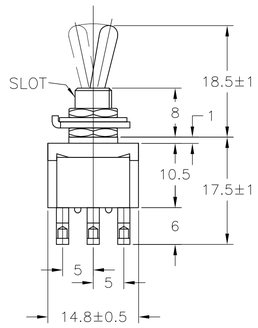

FUNCTION CHART

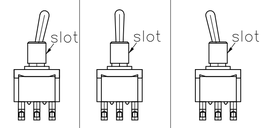

TE PN	PART	TERMINALS 1 AND 2		TERMINALS 2 AND 3
2–6437630–0	FTD0904	ON	NONE	ON
5–6437630–7	FTF0904	(ON)	NONE	ON
6–6437630–2	FTE0904	ON	OFF	ON
4–6437630–8	FTH0904	(ON)	OFF	ON
5–6437630–5	FTG0904	(ON)	OFF	(ON)
3–6437630–4	FTD09G04	ON	NONE	ON
6–6437630–3	FTF09G04	(ON)	NONE	ON
5–6437630–1	FTE09G04	ON	OFF	ON
6–6437630–4	FTH09G04	(ON)	OFF	ON
3–6437630–8	FTG09G04	(ON)	OFF	(ON)

(ON): MOMENTARY ACTION
OFF: MECHANICAL POSITION WITHOUT ELECTRICAL CONNECTION
NONE: NO MECHANICAL POSITION

PANEL CUTOUT

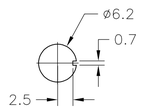

PANEL CUTOUT
USING RING

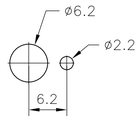

NUT

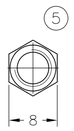

1.5 THICK

RING

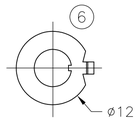

1 THICK

L WASHER

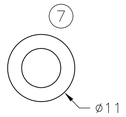

0.63 THICK

1. 0.5VA NO SWITCH FUNCTION WILL BE MARKED BUT WILL BE MARKED GOLD CON.
2. OPERATING TEMPERATURE –20°C TO +70°C
3. ALL MATERIALS AND FINISHES COMPLY WITH RoHS DIRECTIVE

CONTACT MATERIAL		TE PN	PART	SPECIFICATIONS				
				RATING	INITIAL CONTACT RESISTANCE	INSULATION RESISTANCE	DIELECTRIC STRENGTH	ENDURANCE
C3602BD Ep–Cu/Ni3,Au1b	C3602BD Ep–Cu/Ni3,Au1b	3–6437630–4 6–6437630–3 5–6437630–1 3–6437630–8	FTD09G04 FTF09G04 FTE09G04 FTG09G04	20V AC/DC 0.4VA MAX	MAX 10 MILLIOHMS AT DC 2~4V 0.1A	MIN 1000 M Ohms AT DC 500V	AC 1KV/1MIN (AC 1.2KV/1SEC)	ELECTRICALLY 50,000 CYCLES AT 20 CYCLES/MIN (RATED LOAD RESISTIVE) MECHANICALLY 100,000 CYCLES AT 20 CYCLES/MIN
		6–6437630–4	FTH09G04					ELECTRICALLY 25,000 CYCLES AT 20 CYCLES/MIN (RATED LOAD RESISTIVE) MECHANICALLY 50,000 CYCLES AT 20 CYCLES/MIN
99,8% Silver + C3602BD Ep–Cu/Ni3,AuFb	C3602BD Ep–Cu/Ni3,AuFb	5–6437630–7	FTF0904	AC 125V 6A AC 250V 6A	MAX 10 MILLIOHMS AT DC 2~4V 1A	MIN 1000 M Ohms AT DC 500V	AC 1KV/1MIN (AC 1.2KV/1SEC)	
		2–6437630–0 6–6437630–2 4–6437630–8 5–6437630–5	FTD0904 FTE0904 FTH0904 FTG0904					ELECTRICALLY 50,000 CYCLES AT 20 CYCLES/MIN (RATED LOAD RESISTIVE) MECHANICALLY 100,000 CYCLES AT 20CYCLES/MIN

MATERIALS CHART

Ep–Fe/Cu2,Ni4b	SK–5	L WASHER	7
Ep–Fe/Cu2,Ni3b	SPCC	RING	6
Ep–Cu/Ni3b	C3602BD	NUT	5
Ep–Cu/Ni3,Cr1b	C3602BD	ACTUATOR	4
Ep–Cu/Ni3b	C3602BD	BUSHING	3
	SUS	FRAME	2
	POLYESTER RESIN	CASE	1
OPTIONAL DESCRIPTION	MATERIAL/SURFACE	PART NAME	PART NO

PART LIST

THIS DRAWING IS A CONTROLLED DOCUMENT.

DIMENSIONS: mm

TOLERANCES UNLESS OTHERWISE SPECIFIED:
0 PLC ± –
1 PLC ± –
2 PLC ± –
3 PLC ± –
4 PLC ± –
ANGLES ± –

MATERIAL –
FINISH –

DWN RAGHAVENDRA 02AUG10
CHK MICHAEL WILBOURN 02AUG10
APVD MICHAEL WILBOURN 02AUG10
PRODUCT SPEC —
APPLICATION SPEC —
WEIGHT –

Tyco Electronics
Tyco Electronics Corporation
Harrisburg, PA 17105–3608

NAME
TOGGLE SWITCH F–SERIES SP
STANDARD LEVER

SIZE	CAGE CODE	DRAWING NO	RESTRICTED TO
A1	00779	C–1968510	—

CUSTOMER DRAWING
SCALE 1:1 SHEET 1 OF 1 REV A1

4805 (1/08)