



Main

Range of product	Harmony XB5
Bezel material	Plastic
Product or component type	Hour counter
Mounting diameter	22 mm
Reset	Without

Complementary

[Us] rated supply voltage	230...240 V (+/- 10 %)
Display digits	5
Current consumption	8 mA
Resistance to high pressure washer	7000000 Pa at 55 °C, distance: 0.1 m
Mounting mode	Flush-mounted
Mounting support	Panel mounting
Height	30 mm
Width	30 mm
Depth	60 mm
Product weight	0.045 kg

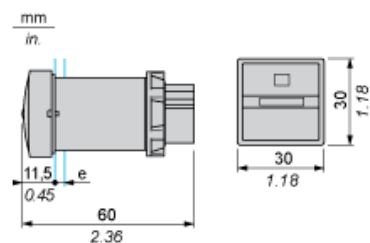
Environment

Protective treatment	TH
Ambient air temperature for storage	-40...70 °C
Ambient air temperature for operation	-25...70 °C
Class of protection against electric shock	Class II conforming to IEC 60536
IP degree of protection	IP66 conforming to IEC 60529
NEMA degree of protection	NEMA 13 NEMA 4X
Standards	CSA C22-2 No 14 EN 60947-1 EN 60947-5-1 EN 60947-5-4 EN 60947-5-5 IEC 60947-1 IEC 60947-5-1 IEC 60947-5-4 IEC 60947-5-5 JIS C 4520 UL 508
Product certifications	BV CSA DNV GL LROS (Lloyds register of shipping) RINA UL listed
RoHS EUR status	Compliant
RoHS EUR conformity date	0727

Dimensions of Hour Counters and Annunciators

Hour Counters

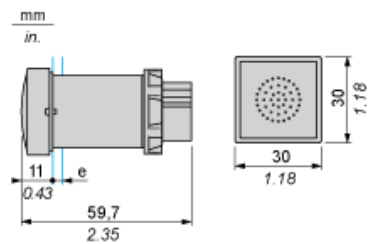
XB5 DS•



e: panel thickness: 1 to 6 mm / 0.04 to 0.24 in.

Annunciators

XB5 KS•



e: panel thickness: 1 to 6 mm / 0.04 to 0.24 in.

Panel Cut-out for Pushbuttons, Switches and Pilot Lights (Finished Holes, Ready for Installation)

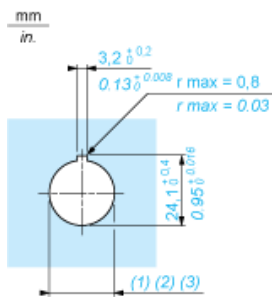
Connection by Screw Clamp Terminals or Plug-in Connectors or on Printed Circuit Board



- (1) Diameter on finished panel or support
- (2) For selector switches and Emergency stop buttons, use of an anti-rotation plate type ZB5 AZ902 is recommended.
- (3) $\varnothing 22.5$ mm recommended ($\varnothing 22.3_0^{+0.4}$) / $\varnothing 0.89$ in. recommended ($\varnothing 0.88$ in. $_0^{+0.016}$)

Connections	a in mm	a in in.	b in mm	b in in.
By screw clamp terminals or plug-in connector	40	1.57	30	1.18
By Faston connectors	45	1.77	32	1.26
On printed circuit board	30	1.18	30	1.18

Detail of Lug Recess



- (1) Diameter on finished panel or support
- (2) For selector switches and Emergency stop buttons, use of an anti-rotation plate type ZB5 AZ902 is recommended.
- (3) $\varnothing 22.5$ mm recommended ($\varnothing 22.3_0^{+0.4}$) / $\varnothing 0.89$ in. recommended ($\varnothing 0.88$ in. $_0^{+0.016}$)