

IEC Appliance Inlet C14, with Line Switch 2-pole, Voltage Selector and Fuseholder 1or 2-pole



Description

- Panel Mount:
Screw-on version from front or rear side, Appliance Inlet, Protection class I, Voltage Selector, Line Switch 2-pole
- Solder terminals or quick connect terminals

Approvals

- UL File Number: E88880
- CSA File Number: 1084381

Characteristics

- With voltage selector and line switch

Weblinks

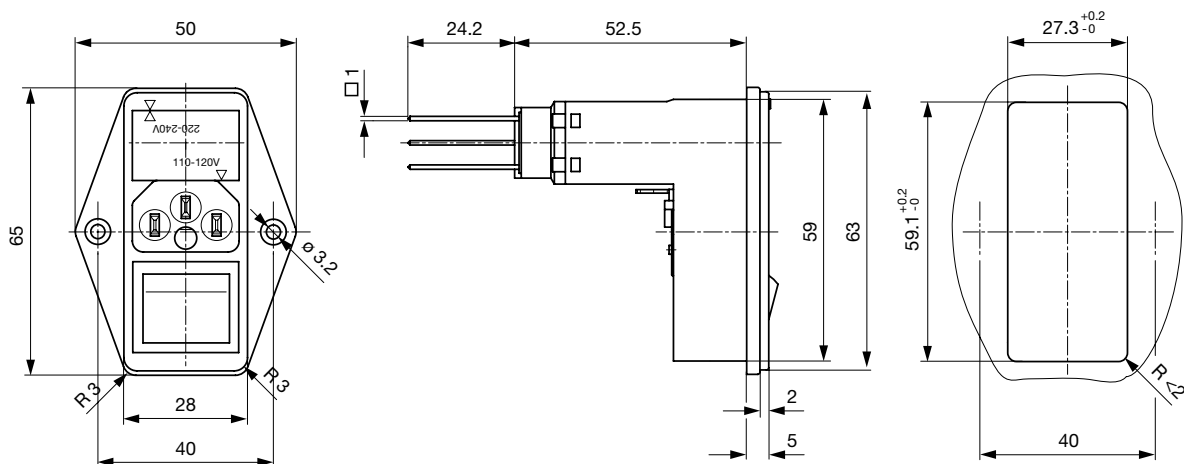
[pdf-datasheet](#), [html-datasheet](#), [General Product Information](#), [Approvals](#), [CE declaration of conformity](#), [RoHS](#), [CHINA-RoHS](#), [REACH](#), [Mating Connectors](#), [e-Shop](#), [SCHURTER-Stock-Check](#), [Distributor-Stock-Check](#), [CAD-Drawings](#), [Accessories](#), [Detailed request for product](#)

Newly available variants corresponding to V-Lock mating cordset. The connector is equipped with a notch intended for use with the latching cordset. The cord latching system prevents against accidental removal of the cordset.

Technical Data

Ratings IEC	10A / 250VAC; 50Hz	Appliance Inlet	C14 acc. to IEC 60320
Ratings UL/CSA	10A / 250VAC; 60Hz	Fuseholder	UL 498, CSA C22.2 no. 42 (for cold conditions) pin-temperature 70 °C, 10A, Protection Class I
Dielectric Strength	> 3kVAC between L-N > 1.5kVAC between L/N-PE (1 min/50Hz)	Power Acceptance @ Ta > 23°C	1 or 2 pole, acc. to IEC 60127-6, for fuse-links 5 x 20mm
Allowable Operation Temp.	-25 °C to 70 °C	Line Switch	Rocker switch 2-pole, non-illuminated or illuminated black, acc. to IEC 61058-1
Degree of Protection	from front side IP 20 acc. to IEC 60529	Voltage Selector	Step switch, 2 positions
Protection Class	Suitable for appliances with protection class I acc. to IEC 61140		
Terminal	Solder terminals or quick connect terminals		
Material: Housing	PA6, black, UL 94V-0		

Dimensions



Length of the terminal please find at the order code configuration table

Config. Code






6766 - H - A B C N - D - E G O P

The characters are placeholders for the correspondingly keys of selections from the key tables.

6766 - **H** - A B C N - D - E G O P = Type

Type	Configuration key
protection class I	X

6766 - H - **A** B C N - D - E G O P = Terminals

Terminal L	Configuration key
short solder terminal (L = 4.8 mm) 	2
long solder terminal (L = 8.5 mm) 	3
Blade terminal (2.8 x 0.8 mm) 	7
Blade terminal (4.8 x 0.8 mm) 	8
Blade terminal (6.3 x 0.8 mm) 	9
connection to switch	C

6766 - H - A **B** C N - D - E G O P = Terminals

Terminal N	Configuration key
short solder terminal (L = 4.8 mm)	2
long solder terminal (L = 8.5 mm)	3
Blade terminal (2.8 x 0.8 mm)	7
Blade terminal (4.8 x 0.8 mm)	8
Blade terminal (6.3 x 0.8 mm)	9
connection to switch	C

Symbols similar as in table A

6766 - H - A B **C** N - D - E G O P = Terminals

Terminal Ground	Configuration key
short solder terminal (L = 4.8 mm)	2
long solder terminal (L = 8.5 mm)	3
Blade terminal (2.8 x 0.8 mm)	7
Blade terminal (4.8 x 0.8 mm)	8
Blade terminal (6.3 x 0.8 mm)	9

Symbols similar as in table A

6766 - H - A B C **N** - D - E G O P = Terminal Fuseholder

Terminal Fuseholder	Configuration key
PCB-terminal standard (additional solder terminal)	4

6766 - H - A B C N - **D** - E G O P = Color

Color	Configuration key
Black	A

6766 - H - A B C N - D - **E** G O P = Style

Style	Configuration key
flange with countersunk holes	1

6766 - H - A B C N - D - E **G** O P = Mass S

Mass "s"	Configuration key
00	

The dimension "S" is displayed in ($1/_{10}$ mm). This information is also valid for the order code6766 - H - A B C N - D - E G **O** P = Features

Features	Configuration key
voltage selector with 1 fuse	6
voltage selector with 2 fuses	7

6766 - H - A B C N - D - E G O **P** = Switches

Switches	Configuration key
not used	0
dead cover	1
bipolar switch, 4,8mm blade terminal, black rocker	4
bipolar switch, solder terminals, black rocker	5
bipolar switch, 4,8mm blade terminal, rocker red illuminated	6
bipolar switch, solder terminal, rocker red illuminated	7
bipolar switch, 4,8mm blade terminals, rocker green illuminated	8
bipolar switch, solder terminals, rocker green illuminated	9

All Variants

Config. Code	Description	Order Number
6766-X-CC34-A-10070	6766, IEC Power Entry Module C14, 70°C, version: protection class I, L: connection to switch, N: connection to switch, ground: long solder terminal (L = 8.5 mm), fuseholder: PCB-terminal standard (additional solder terminal), color: Black, design: flange with countersunk holes, dimension S: 00, features: voltage selector with 2 fuses, not used	4304.6096
6766-X-CC34-A-10074	6766, IEC Power Entry Module C14, 70°C, version: protection class I, L: connection to switch, N: connection to switch, ground: long solder terminal (L = 8.5 mm), fuseholder: PCB-terminal standard (additional solder terminal), color: Black, design: flange with countersunk holes, dimension S: 00, features: voltage selector with 2 fuses, bipolar switch, 4,8mm blade terminal, black rocker	4304.6097
6766-X-CC34-A-10075	6766, IEC Power Entry Module C14, 70°C, version: protection class I, L: connection to switch, N: connection to switch, ground: long solder terminal (L = 8.5 mm), fuseholder: PCB-terminal standard (additional solder terminal), color: Black, design: flange with countersunk holes, dimension S: 00, features: voltage selector with 2 fuses, bipolar switch, solder terminals, black rocker	4304.6098
6766-X-CC34-A-10079	6766, IEC Power Entry Module C14, 70°C, version: protection class I, L: connection to switch, N: connection to switch, ground: long solder terminal (L = 8.5 mm), fuseholder: PCB-terminal standard (additional solder terminal), color: Black, design: flange with countersunk holes, dimension S: 00, features: voltage selector with 2 fuses, bipolar switch, solder terminals, rocker green illuminated	4304.6099
6766-X-CC74-A-10074	6766, IEC Power Entry Module C14, 70°C, version: protection class I, L: connection to switch, N: connection to switch, ground: Blade terminal (2.8 x 0.8 mm), fuseholder: PCB-terminal standard (additional solder terminal), color: Black, design: flange with countersunk holes, dimension S: 00, features: voltage selector with 2 fuses, bipolar switch, 4,8mm blade terminal, black rocker	4304.6100
6766-X-CC84-A-10070	6766, IEC Power Entry Module C14, 70°C, version: protection class I, L: connection to switch, N: connection to switch, ground: Blade terminal (4.8 x 0.8 mm), fuseholder: PCB-terminal standard (additional solder terminal), color: Black, design: flange with countersunk holes, dimension S: 00, features: voltage selector with 2 fuses, not used	4304.6101
6766-X-CC84-A-10076	6766, IEC Power Entry Module C14, 70°C, version: protection class I, L: connection to switch, N: connection to switch, ground: Blade terminal (4.8 x 0.8 mm), fuseholder: PCB-terminal standard (additional solder terminal), color: Black, design: flange with countersunk holes, dimension S: 00, features: voltage selector with 2 fuses, bipolar switch, 4,8mm blade terminal, rocker red illuminated	4304.6102
6766-X-CC94-A-10070	6766, IEC Power Entry Module C14, 70°C, version: protection class I, L: connection to switch, N: connection to switch, ground: Blade terminal (6.3 x 0.8 mm), fuseholder: PCB-terminal standard (additional solder terminal), color: Black, design: flange with countersunk holes, dimension S: 00, features: voltage selector with 2 fuses, not used	4304.6103
6766-X-CC94-A-10074	6766, IEC Power Entry Module C14, 70°C, version: protection class I, L: connection to switch, N: connection to switch, ground: Blade terminal (6.3 x 0.8 mm), fuseholder: PCB-terminal standard (additional solder terminal), color: Black, design: flange with countersunk holes, dimension S: 00, features: voltage selector with 2 fuses, bipolar switch, 4,8mm blade terminal, black rocker	4304.6104

The listed variants should be available from stock Other versions on request www.schurter.com/contact

Most Popular.

Availability for all products can be searched real-time: <http://www.schurter.com/en/Stock-Check/Stock-Check-SCHURTER>

Packaging unit 50 Pcs

Mating Outlets/Connectors

Category / Description



Appliance Outlet Overview complete

IEC Appliance Outlet F, Screw-on Mounting, Front Side, Solder Terminal	4787
IEC Appliance Outlet F, Snap-in Mounting, Front Side, Solder or Quick-connect Terminal	4788
IEC Appliance Outlet F or H, Screw-on Mounting, Front Side, Solder, PCB or Quick-connect Terminal	5091

[Appliance Outlet further types to 6766](#)

Connector Overview complete



IEC Connector C13, Rewireable, Straight	4782
IEC Connector C13, Rewireable, Straight	4022
IEC Connector C13, Rewireable, Angled	4785
IEC Connector C13, Rewireable, Angled	4300-06
IEC Connector C13, Rewireable, Angled	4012

[Connector further types to 6766](#)

...

Mating Outlets/Connectors shuttered



[Power Cord Overview complete](#)

[Overview Power Supply Cord with IEC Connector C13, V-Lock, straight](#)

[VAC13KS](#)

[Power Cord further types to 6766](#)