

Features

- Maximum operating pressure is 35 bar.
- Operating temperature range 20°C to +100°C.
- Material: Brass / Steel with Nickel Plated Finish
- Single Shut Off (One side is with valve)
- Flow 970 l/min
- DN5.5
- ISO 6150-C
- Compatible with:
TST 107.06
PARKER - RECTUS 18
CEJN 291

RS PRO Pneumatic Quick Connect Coupling

RS Stock No.: 0325487



RS PRO is the own brand of RS. The RS PRO Seal of Approval is your assurance of professional quality, a guarantee that every part is rigorously tested, inspected, and audited against demanding standards. Making RS PRO the Smart Choice for our customers.

Product Description

RS PRO Series 18 Quick Connect Couplings

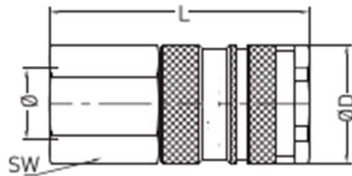
Pneumatic quick-connect coupling connectors are found across industry in pneumatic systems as diverse as robotic assembly lines and other equipment.

- Maximum operating pressure is 35 bar.
- Operating temperature range 20°C to +100°C.
- Material: Brass / Steel with Nickel Plated Finish
- Single Shut Off (One side is with valve)
- Flow 970 l/min
- DN5.5
- ISO 6150-C
- Compatible with:
TST 107.06
PARKER - RECTUS 18
CEJN 291

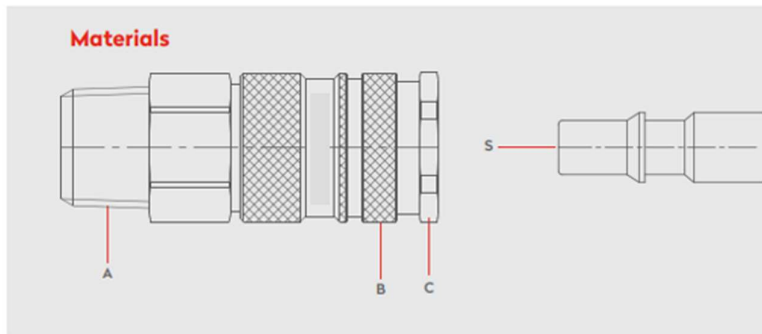
Specifications

Manufacturer Series	018
Coupling Type	Quick Connect Coupling Socket
Connection Standard	DN 5.5 ISO 6150-C
Connection Standard Compatible With	TST 107.6; PARKER-RECTUS 18; CEJN 291
Minimum Operating Temperature	-20°C
Maximum Operating Temperature	+100°C
Maximum Operating Pressure	35bar
Flow	970 l/min
Flow Direction & Sealing	Self-sealing coupling
Material	Brass, Steel
Finish	Nickel Plated
Connection Type	Threaded
Thread Size	1/4 in
Thread Standard	G
Thread Gender	Female
Coupling Gender	Female
Threaded Connection	G 1/4 Female
Seal material	Nitrile Rubber
Hose Barb Connection	N/A

Specifications

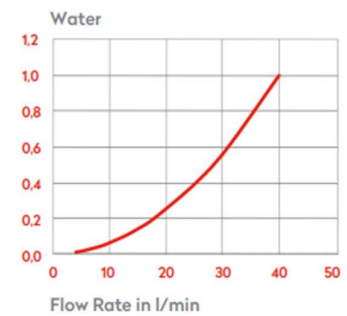
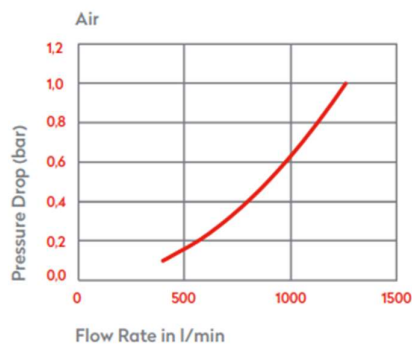


Dimensions (mm)		
SW	L	ØD
19	57.3	23



Material Code

A = Brass Nickel Plated
 B = Steel Nickel Plated
 C = Brass Nickel Plated
 S = Steel Nickel Plated



Series 18 Quick Connect Couplings



0 - 35 bar
 (0-508 PSI)



-20° to +100°C (NBR)
 -4° to +212°F

Shut Off
 Type



OM 300 - 00750
 OM 100 - 01000
 OM 250 - 00500

FLOW

970 lt/min

DN

5.5 mm